

Photo problems

...

And solutions for Photo 1

Problem: Photos have
ugly yellow cast when
you take them in indoor
light:

Guess Solution:



Problem: Photos have ugly yellow cast when you take them in indoor light:

Actual Solution/s:

- take in daylight instead
- (get closer to window or outside)
- use flash
- Change white balance in Lightroom



**Problem: Photos have
lots of speckles (noise)**

Guess Solution:



Problem: Photos have lots of speckles (noise)

Actual Solution/s:

- add more light
- might need to change ss & ap
- noise reduction in photoshop



Problem: the wrong
part of the photo is in
focus

Guess Solution:

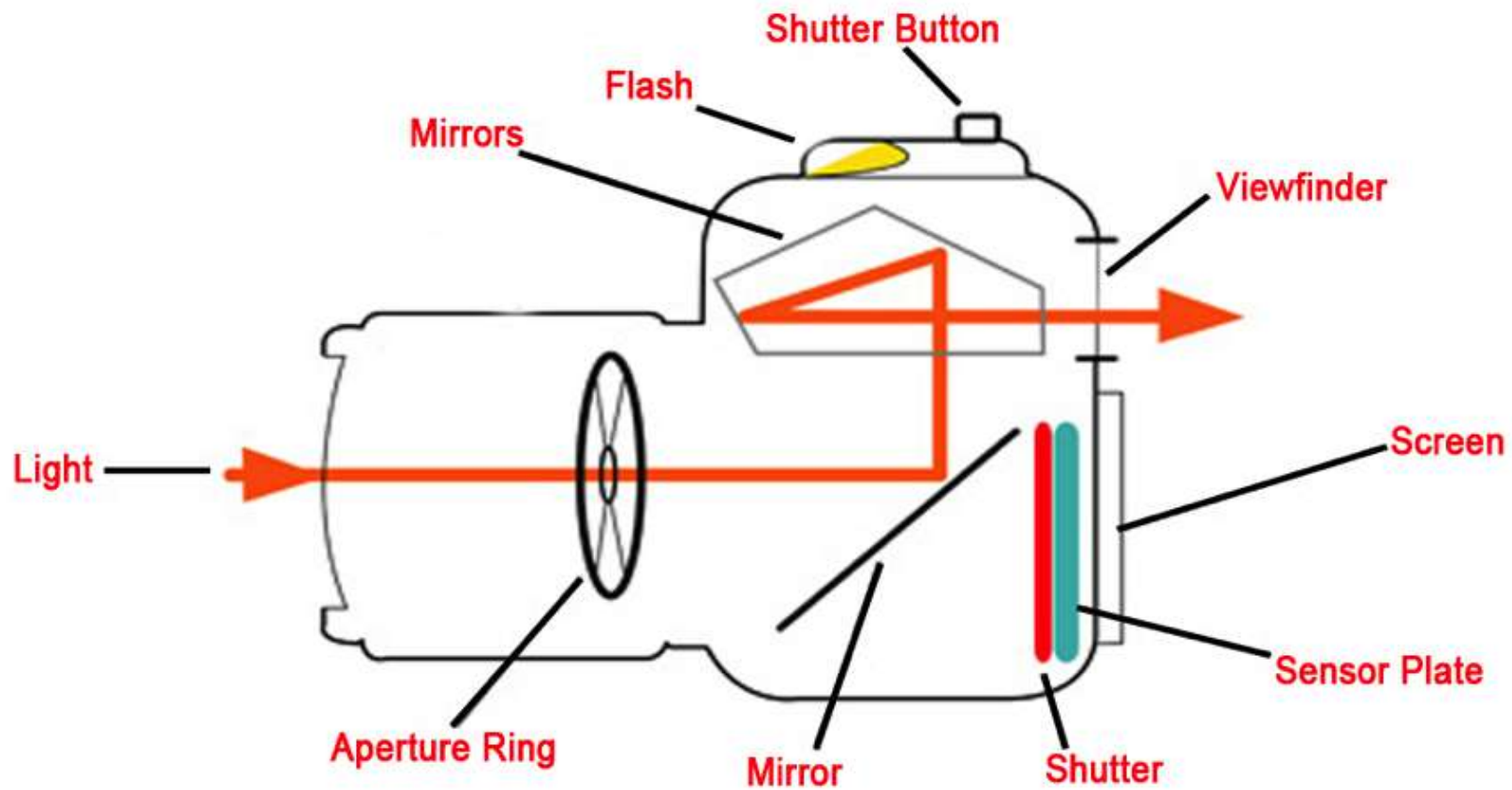


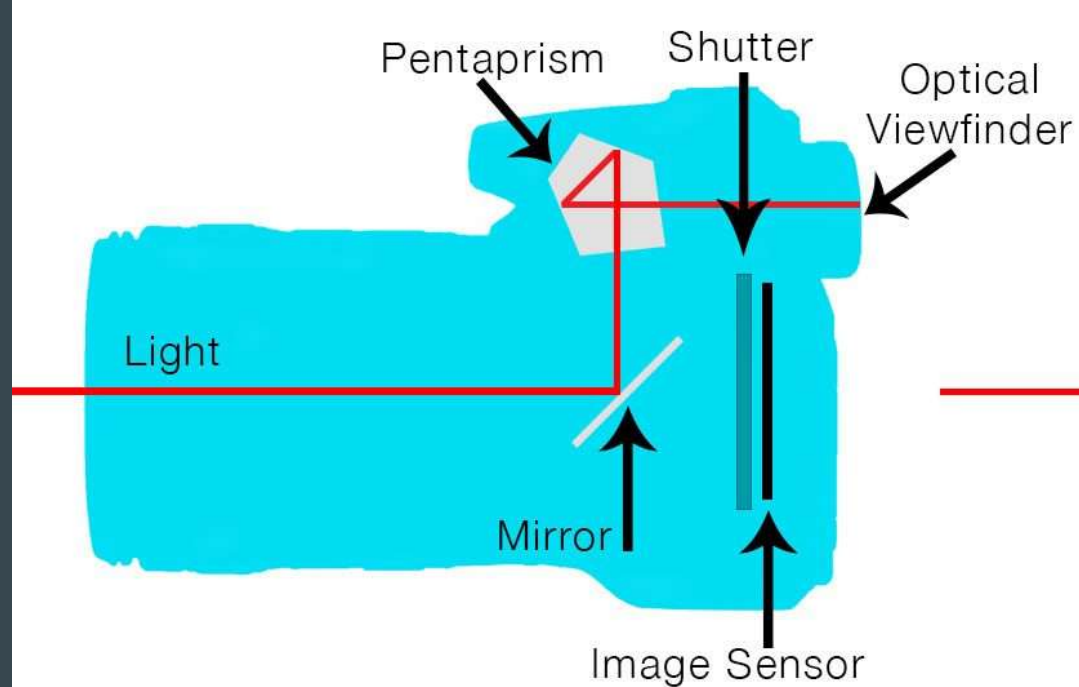
Problem: the wrong part of the photo is in focus

Actual Solution/s:

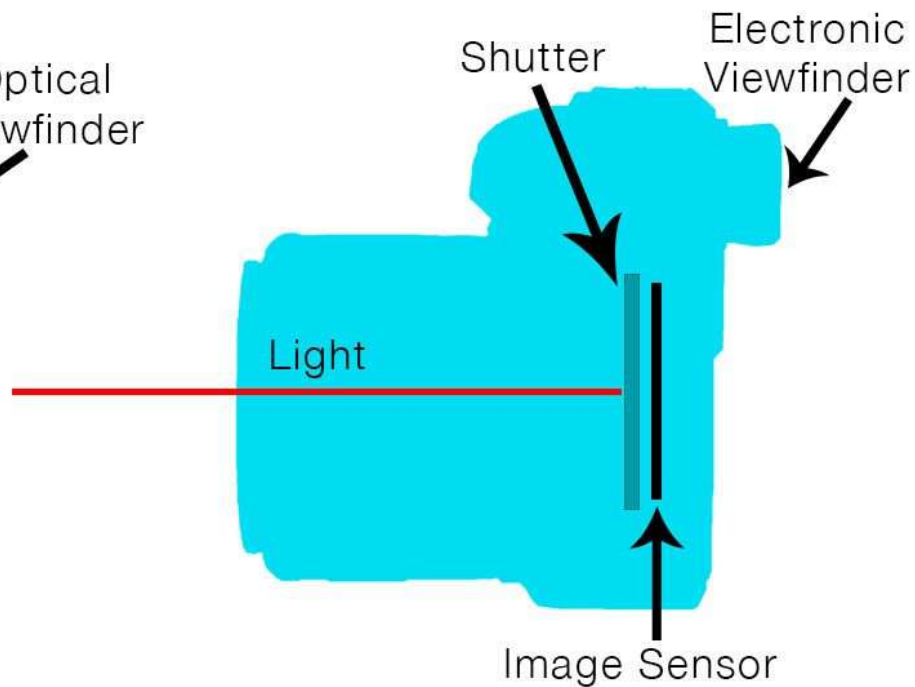
- manually focus
- Click on your phone screen where you want to focus (get yellow square)
- focus and recompose,
- cameras can't focus in dark
- choose higher aperture so its greater depth of field







DSLR



Mirrorless

**Problem: Photos have
really white blown out
areas**

Guess Solution:



takuminasuno.com

Problem: Photos have really white blown out areas

Actual Solution/s:

- avoid hot light (shade or overcast light)
- meter on another part of the image (press on screen on phone to get yellow square)
- change ss/ap to give camera less light



Problem: I just can't
seem to get shallow
depth of field

Guess Solution:



Problem: I just can't seem to get shallow depth of field

Actual Solution/s:

- Macro
- portrait setting
- lower aperture
- focus on something closer
- More space behind subject



Problem: It's a low light situation and my photos are too dark or are blurry

Guess Solution:



Problem: It's a low light situation and my photos are too dark or are blurry

Actual Solution/s:

- use tripod
- open aperture so faster shutter
- Flash
- bring in lights
- don't zoom
- Change ss/ap settings
- if out of focus need more light to autofocus or manually focus

