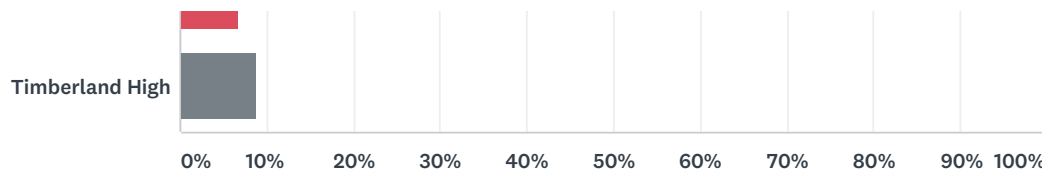


# Q1 Which school does your student attend?

Answered: 3,376 Skipped: 0

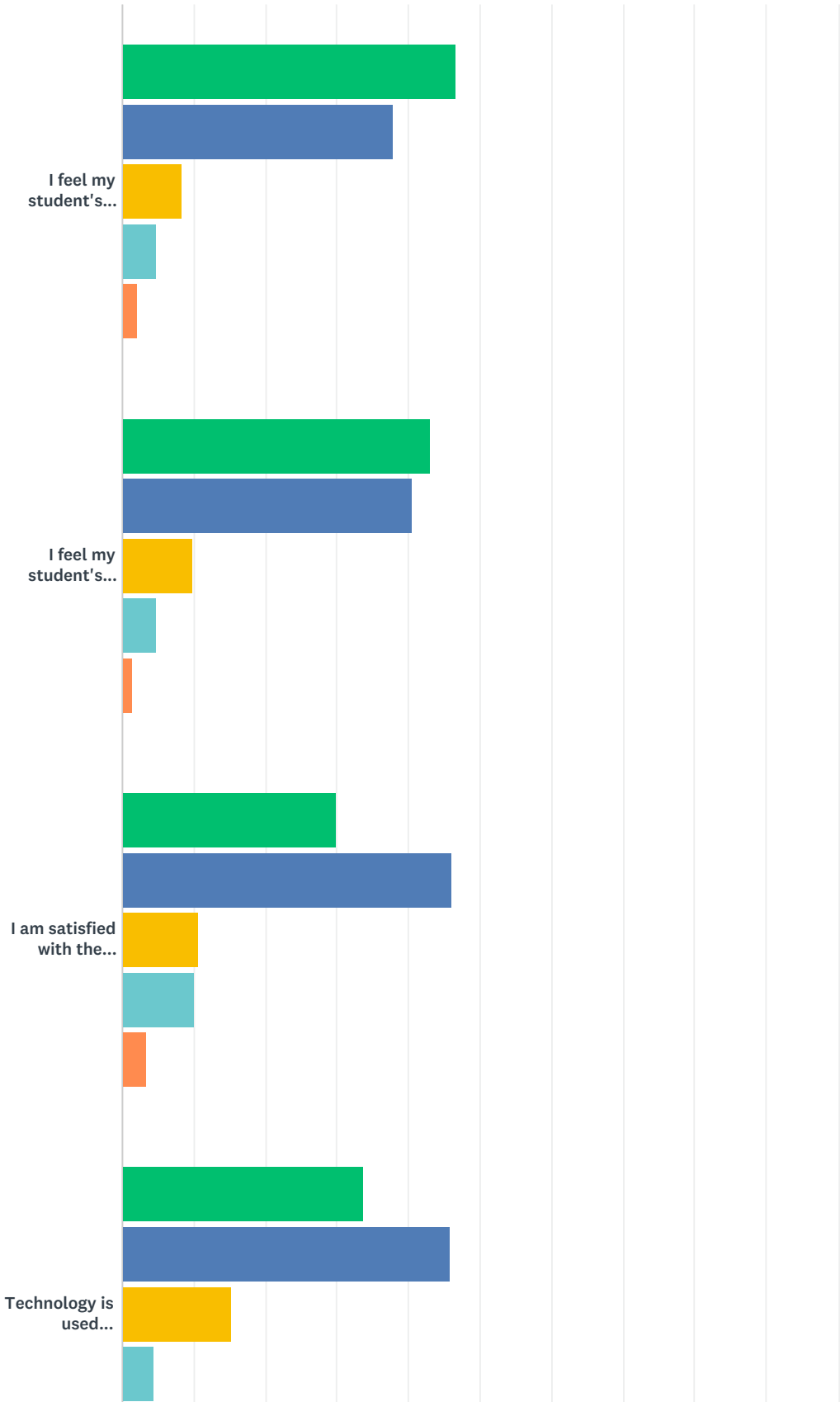


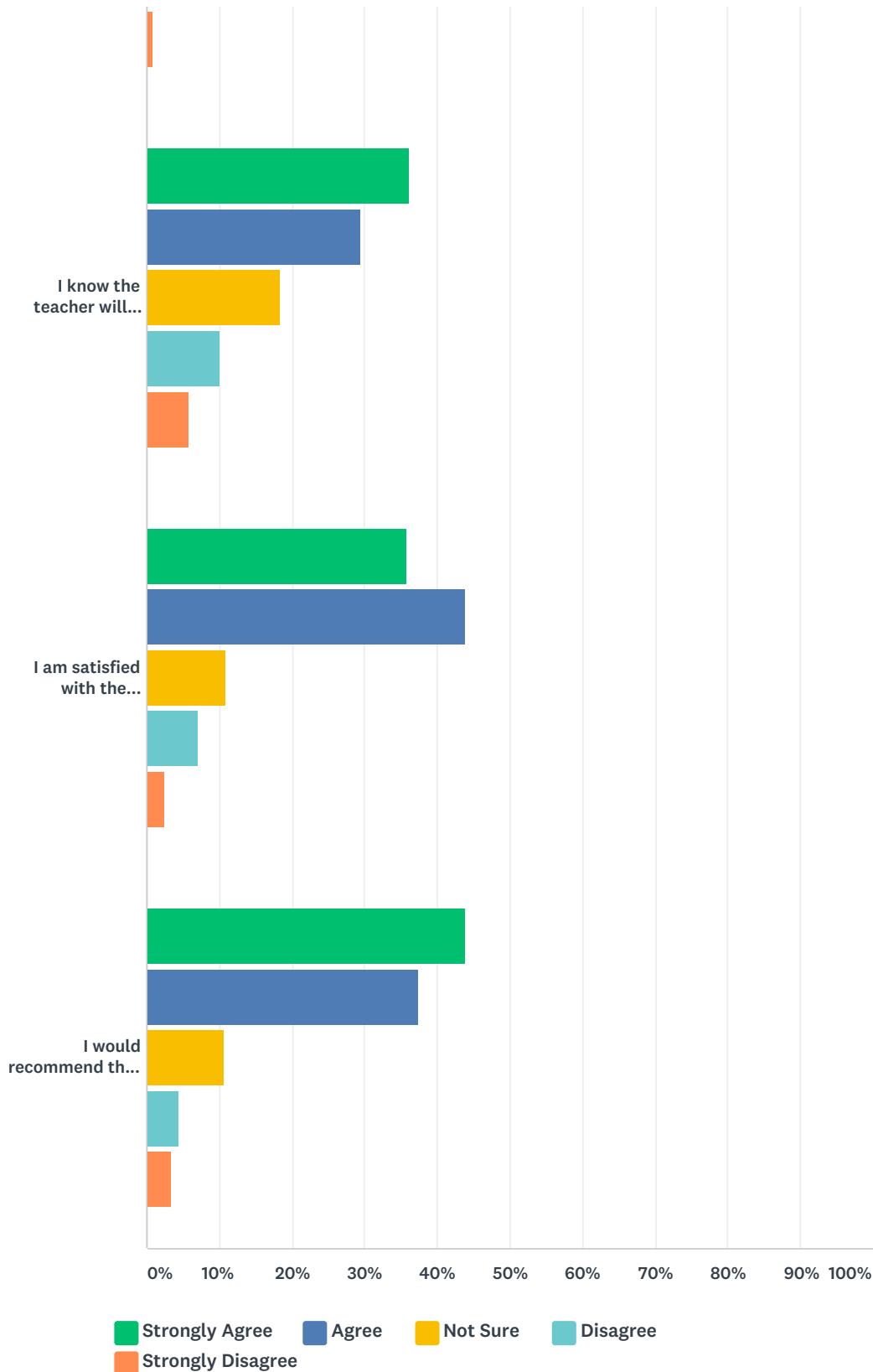


ANSWER CHOICES	RESPONSES	
Barfield Early Childhood Special Education Center	2.34%	79
Mind Development Center	0.06%	2
Boone Trail	5.75%	194
Crossroads	5.01%	169
Discovery Ridge	5.66%	191
Duello	4.92%	166
Green Tree	4.15%	140
Heritage Primary	3.85%	130
Heritage Intermediate	4.35%	147
Lakeview	5.15%	174
Peine Ridge	4.03%	136
Prairie View	5.75%	194
Stone Creek	6.16%	208
Wabash	5.75%	194
Frontier Middle	4.83%	163
South Middle	3.82%	129
Wentzville Middle	5.42%	183
Holt High	7.41%	250
Liberty High	6.75%	228
Timberland High	8.86%	299
TOTAL		3,376

Q2 Instruction:

Answered: 2,776    Skipped: 600



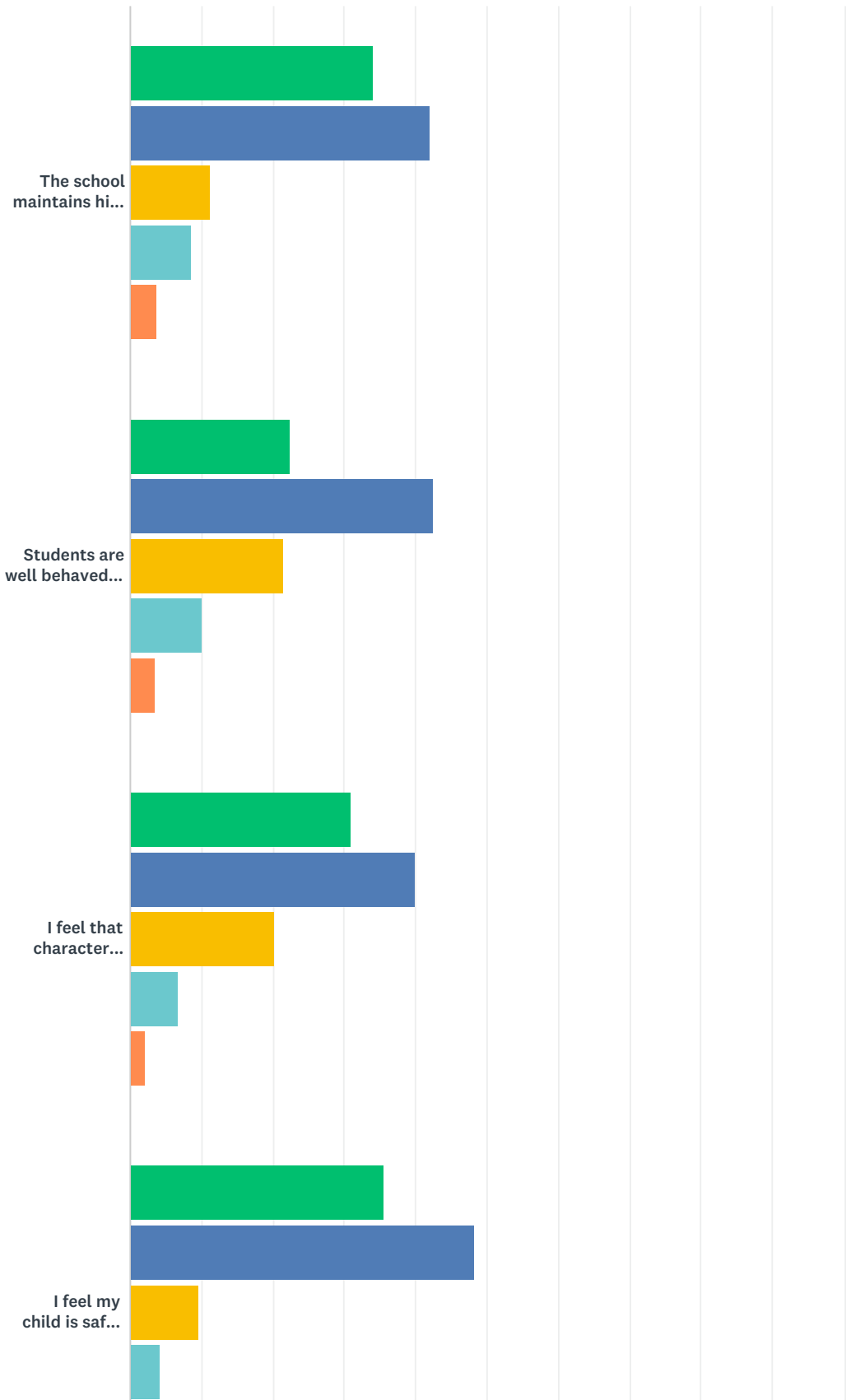


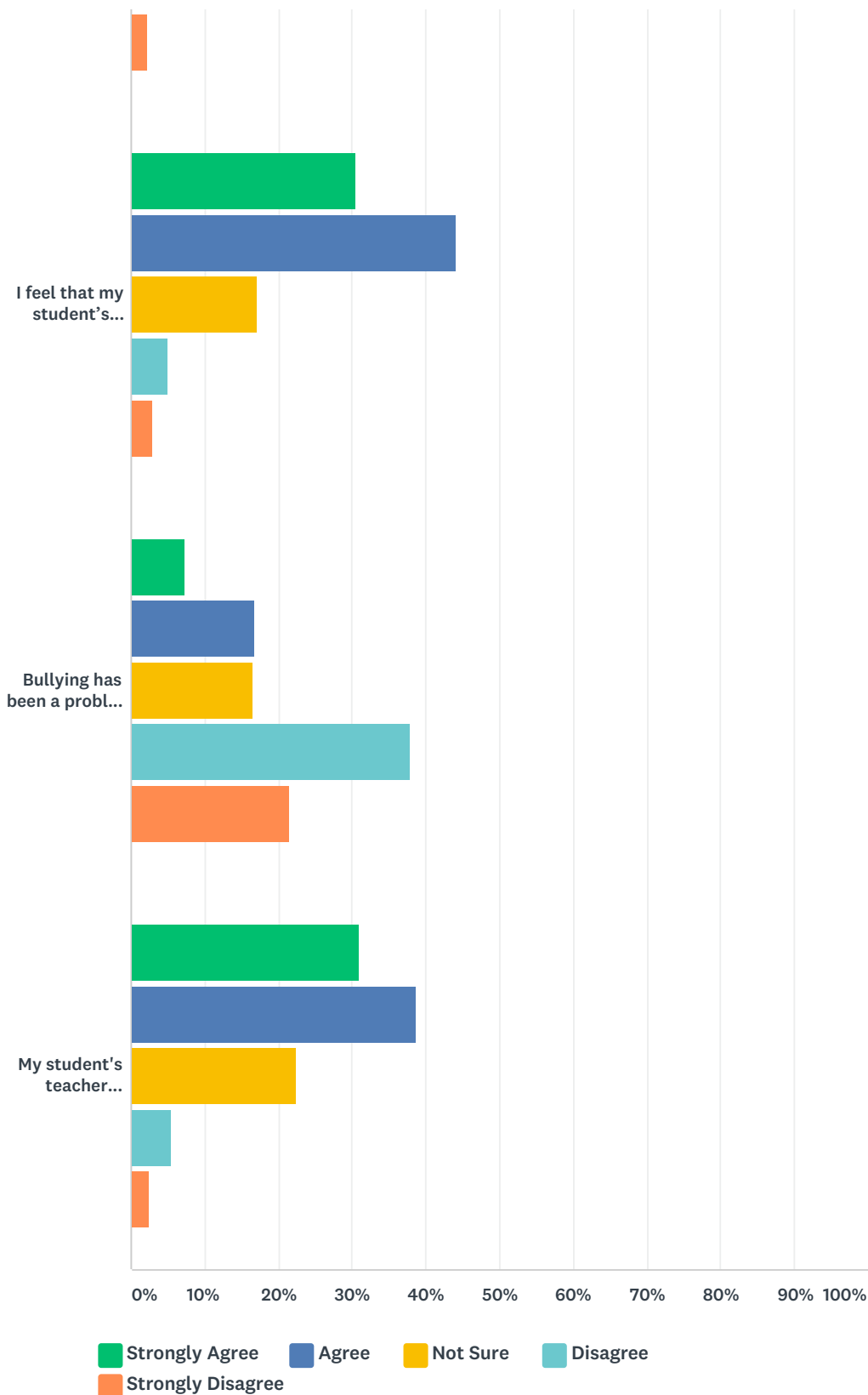
	STRONGLY AGREE	AGREE	NOT SURE	DISAGREE	STRONGLY DISAGREE	TOTAL
I feel my student's teacher cares about my student's success.	46.61% 1,293	37.92% 1,052	8.44% 234	4.87% 135	2.16% 60	2,774
I feel my student's teacher has high expectations for learning achievement.	43.05% 1,193	40.67% 1,127	9.85% 273	4.91% 136	1.52% 42	2,771

I am satisfied with the amount/difficulty of homework my student is assigned.	29.90% 828	45.97% 1,273	10.65% 295	10.04% 278	3.43% 95	2,769
Technology is used effectively to enhance my child's learning.	33.59% 930	45.83% 1,269	15.17% 420	4.48% 124	0.94% 26	2,769
I know the teacher will call me if my student has a problem in class.	36.09% 999	29.55% 818	18.46% 511	10.08% 279	5.82% 161	2,768
I am satisfied with the instruction at my school.	35.78% 989	43.89% 1,213	10.89% 301	7.02% 194	2.42% 67	2,764
I would recommend this school to other parents.	43.95% 1,213	37.46% 1,034	10.76% 297	4.42% 122	3.41% 94	2,760

Q3 School Safety, Discipline and Character

Answered: 2,772    Skipped: 604





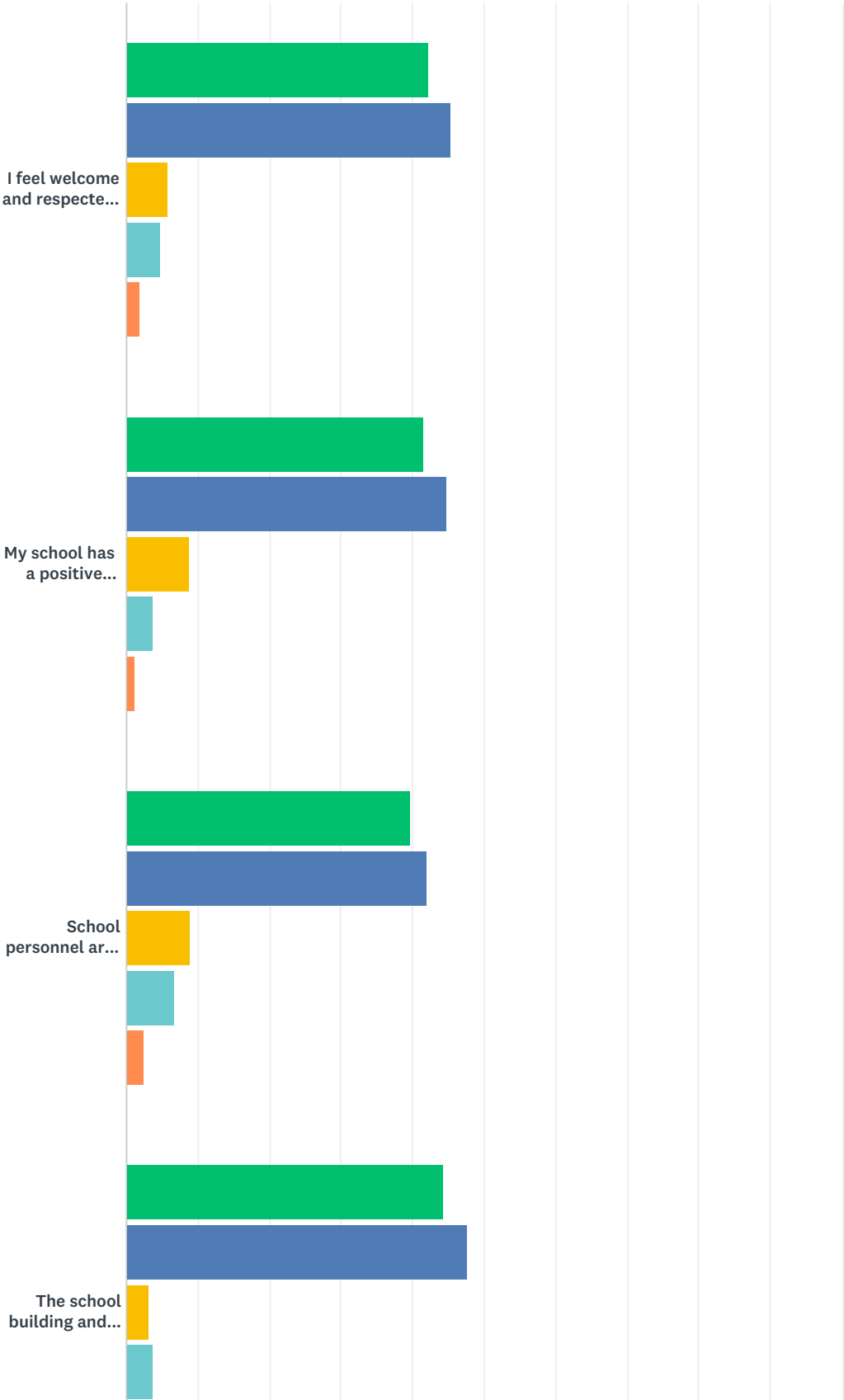
	STRONGLY AGREE	AGREE	NOT SURE	DISAGREE	STRONGLY DISAGREE	TOTAL
The school maintains high standards for behavior.	34.12% 943	42.11% 1,164	11.36% 314	8.65% 239	3.76% 104	2,764
Students are well behaved and respectful at my school.	22.39% 620	42.43% 1,175	21.56% 597	10.08% 279	3.54% 98	2,769

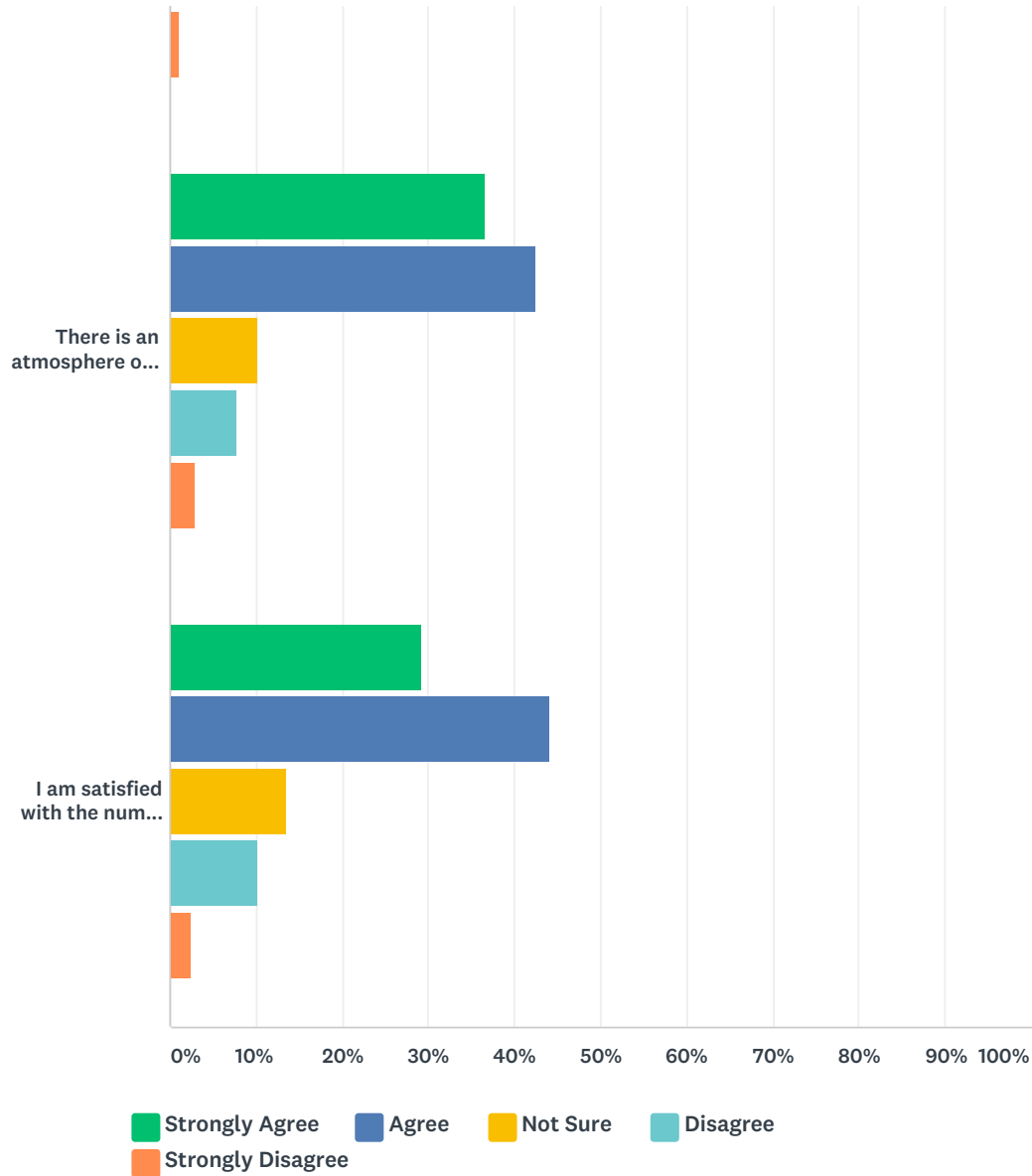
I feel that character education has had a positive influence on the school and my student.	31.04% 857	39.88% 1,101	20.21% 558	6.74% 186	2.14% 59	2,761
I feel my child is safe at my school.	35.48% 980	48.37% 1,336	9.67% 267	4.09% 113	2.39% 66	2,762
I feel that my student's discipline issues are handled fairly.	30.62% 844	44.19% 1,218	17.24% 475	5.12% 141	2.83% 78	2,756
Bullying has been a problem for my student at school.	7.27% 201	16.76% 463	16.58% 458	37.89% 1,047	21.50% 594	2,763
My student's teacher maintains discipline without being overly harsh or rigid.	30.91% 853	38.77% 1,070	22.39% 618	5.43% 150	2.50% 69	2,760



# Q4 School Culture

Answered: 2,610    Skipped: 766

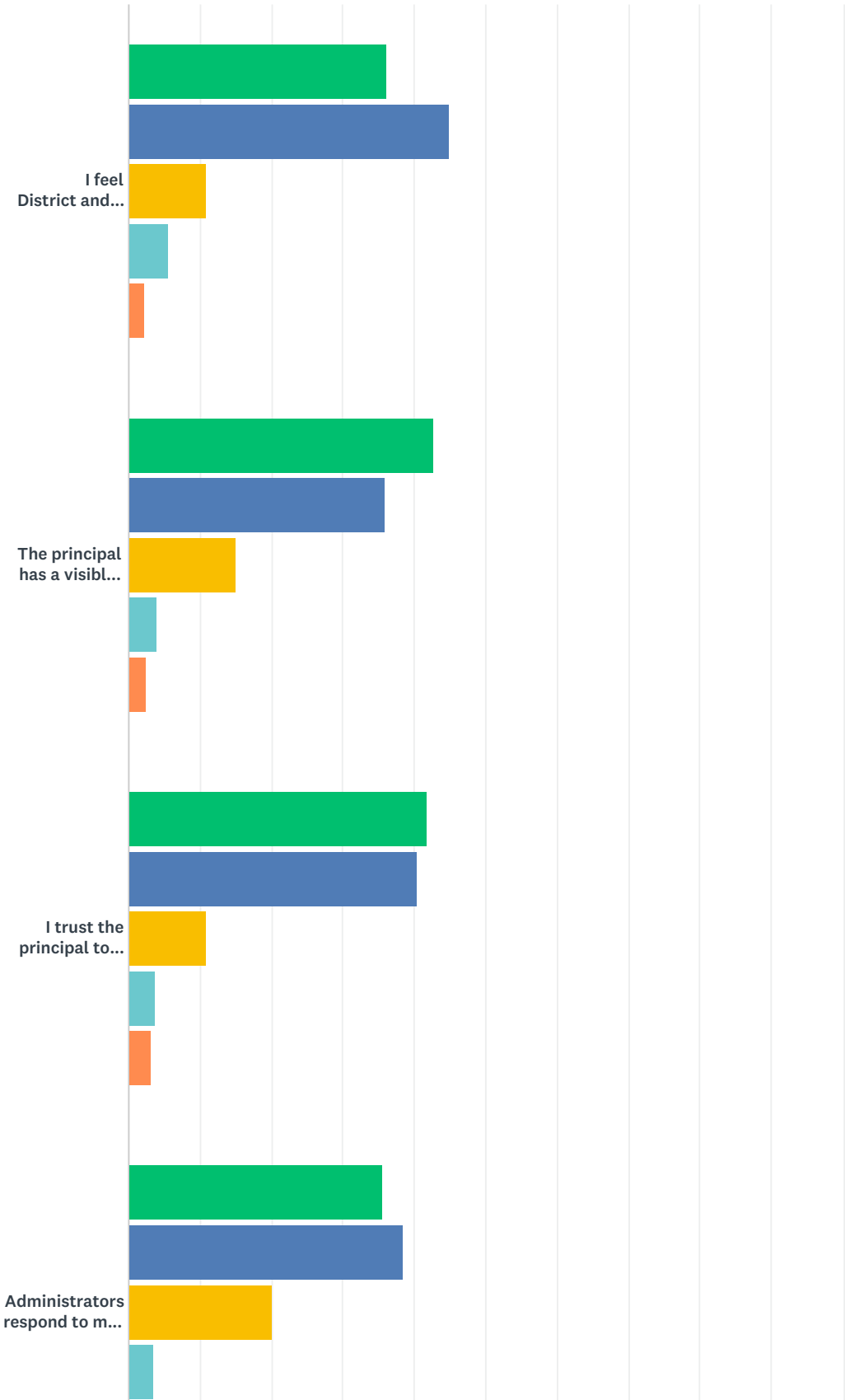


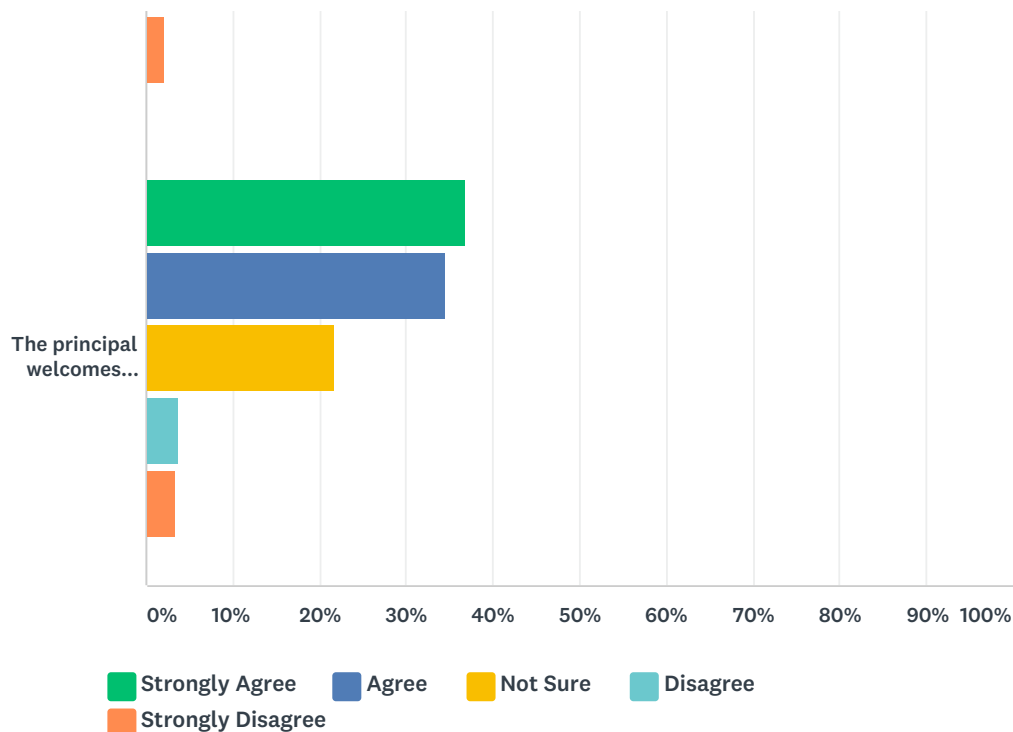


	STRONGLY AGREE	AGREE	NOT SURE	DISAGREE	STRONGLY DISAGREE	TOTAL
I feel welcome and respected at my school.	42.25% 1,102	45.32% 1,182	5.90% 154	4.72% 123	1.80% 47	2,608
My school has a positive learning environment.	41.57% 1,083	44.68% 1,164	8.87% 231	3.69% 96	1.19% 31	2,605
School personnel are respectful, receptive and responsive to input from students and parents.	39.72% 1,035	42.06% 1,096	9.09% 237	6.68% 174	2.46% 64	2,606
The school building and grounds are kept in good repair.	44.26% 1,152	47.79% 1,244	3.07% 80	3.76% 98	1.11% 29	2,603
There is an atmosphere of open communication at my school.	36.70% 956	42.57% 1,109	10.21% 266	7.64% 199	2.88% 75	2,605
I am satisfied with the number and variety of after school activities (clubs and sports) offered at my school.	29.33% 764	44.15% 1,150	13.67% 356	10.33% 269	2.53% 66	2,605

Q5 Administration:

Answered: 2,610    Skipped: 766

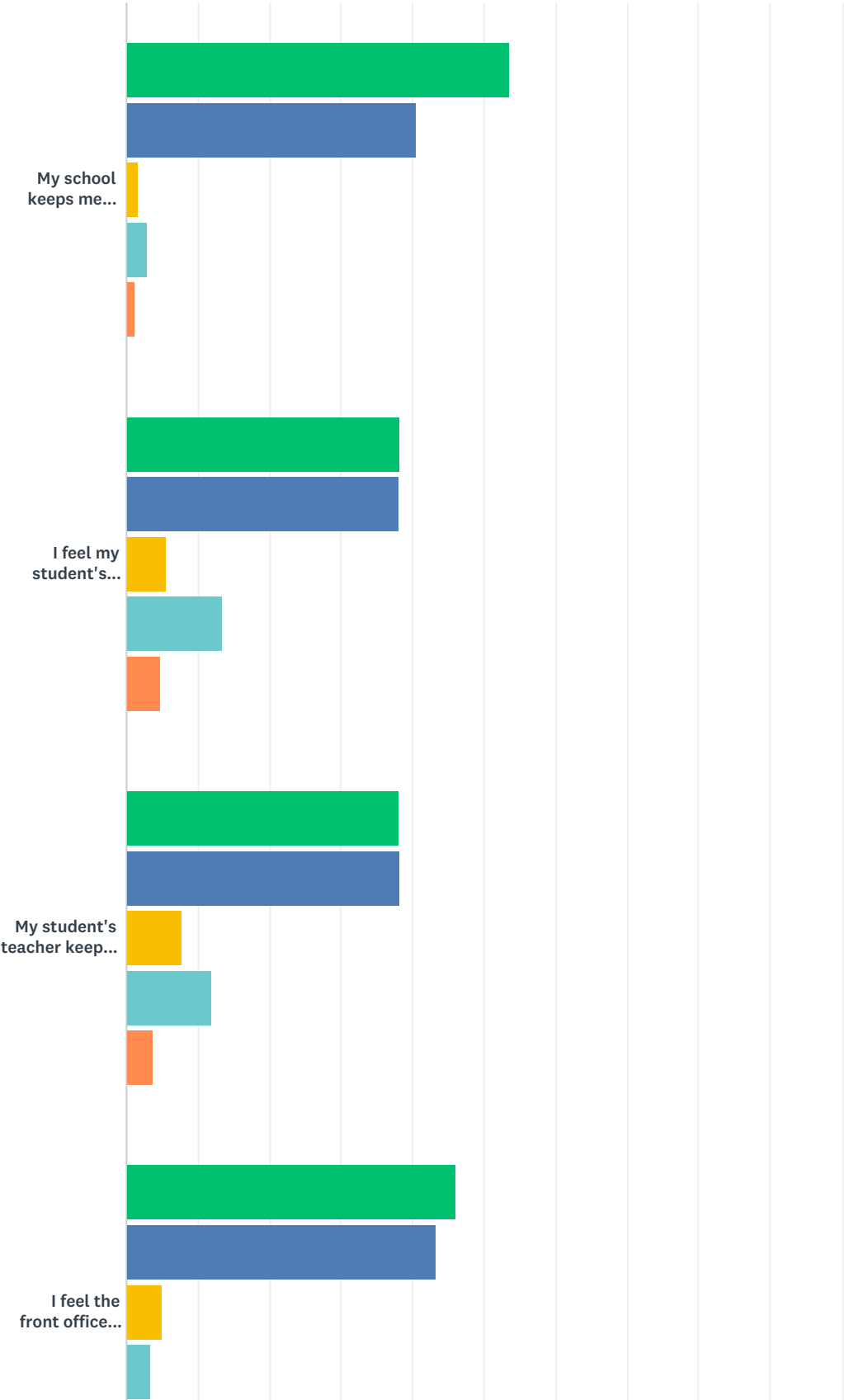


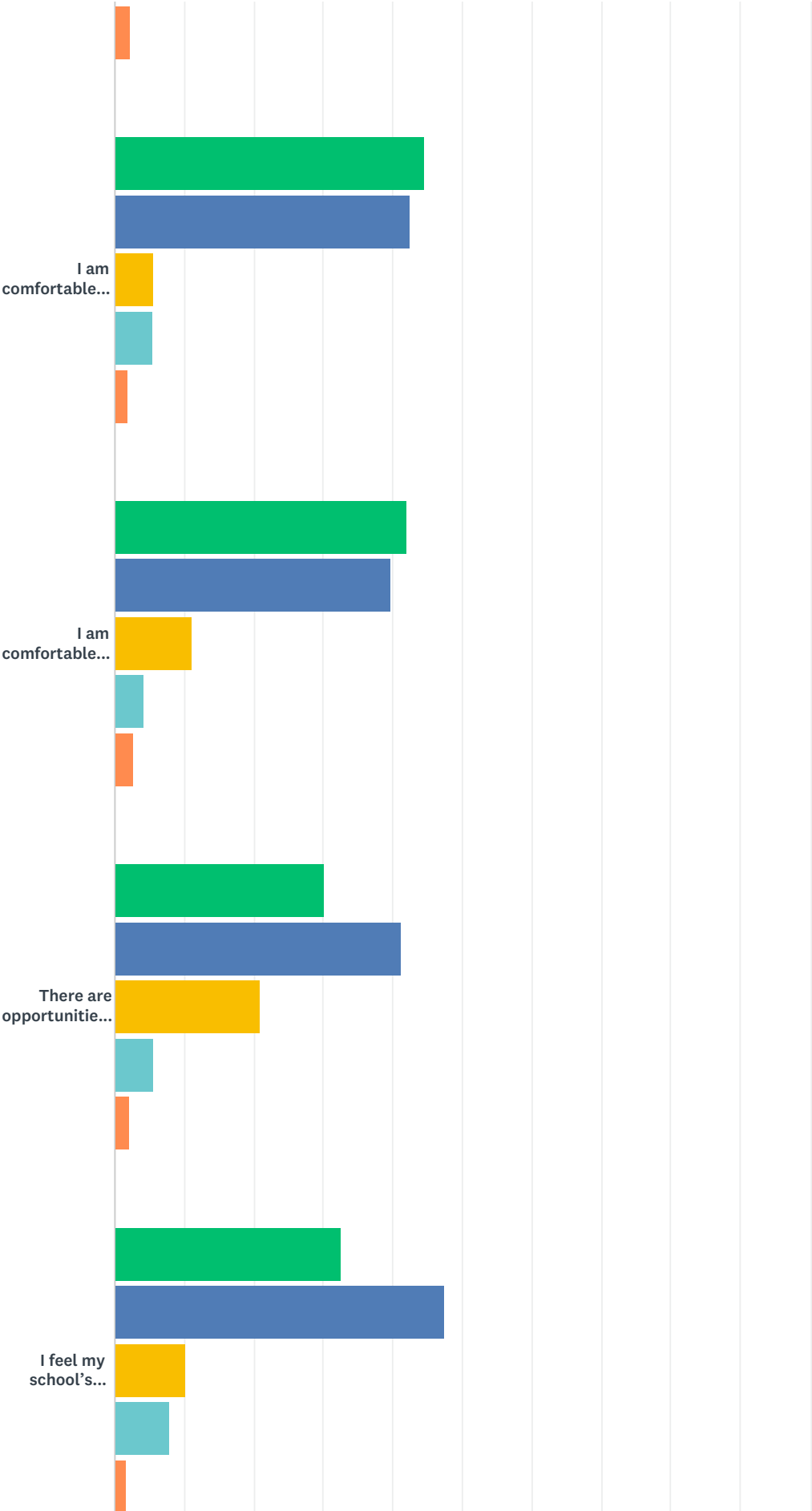


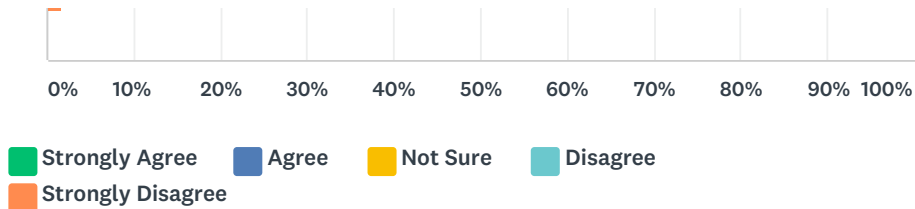
	STRONGLY AGREE	AGREE	NOT SURE	DISAGREE	STRONGLY DISAGREE	TOTAL
I feel District and building administrators care about students and help provide a positive learning environment.	36.13% 942	44.96% 1,172	10.93% 285	5.60% 146	2.38% 62	2,607
The principal has a visible presence and is accessible to me when needed.	42.58% 1,107	36.00% 936	14.96% 389	4.04% 105	2.42% 63	2,600
I trust the principal to make decisions that are in the best interest of students.	41.86% 1,090	40.36% 1,051	10.91% 284	3.84% 100	3.03% 79	2,604
Administrators respond to my calls in a timely manner.	35.64% 926	38.57% 1,002	20.09% 522	3.50% 91	2.19% 57	2,598
The principal welcomes comments and suggestions, and is responsive to the concerns of parents and the community.	36.85% 960	34.47% 898	21.69% 565	3.69% 96	3.30% 86	2,605

Q6 Communication:

Answered: 2,492    Skipped: 884



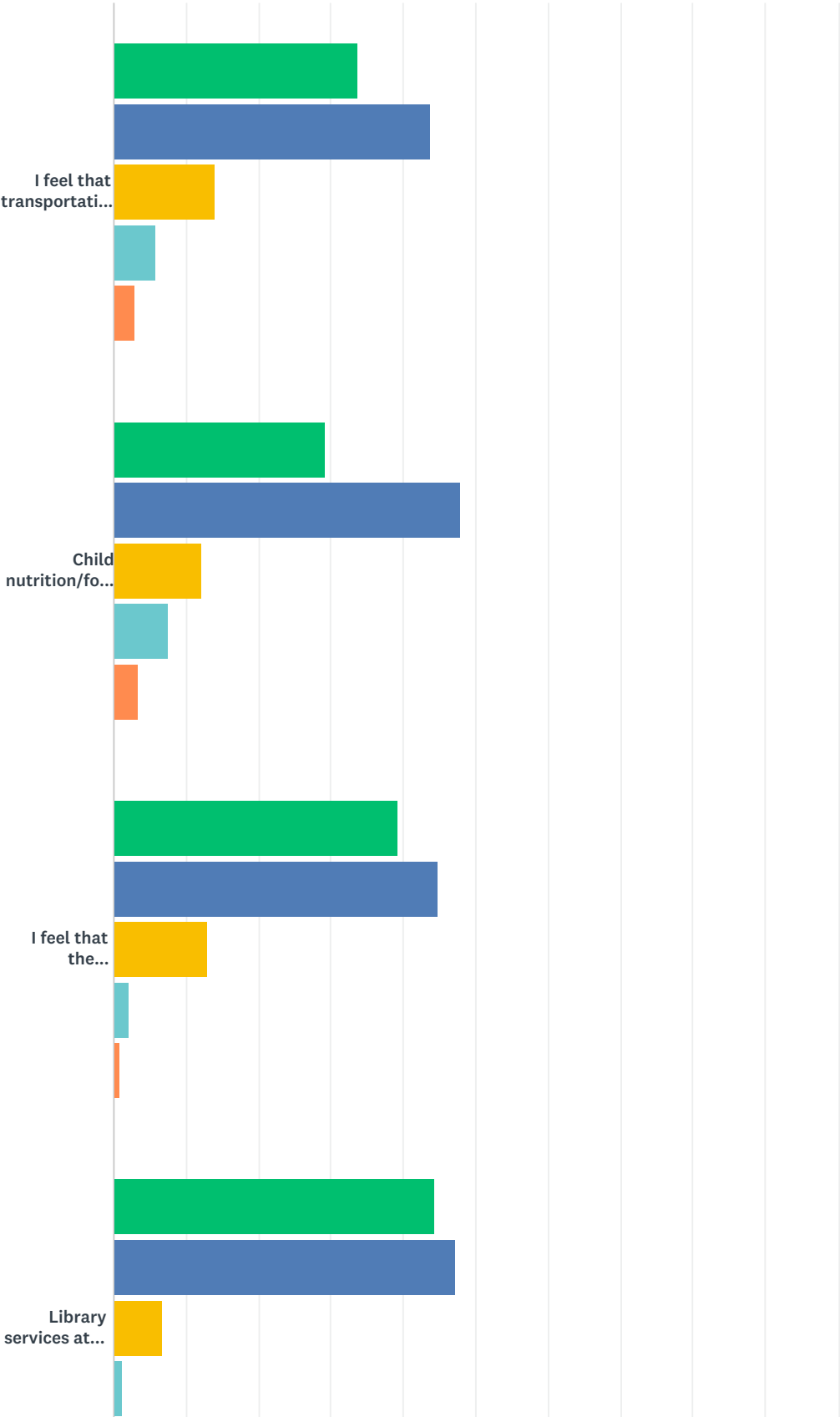




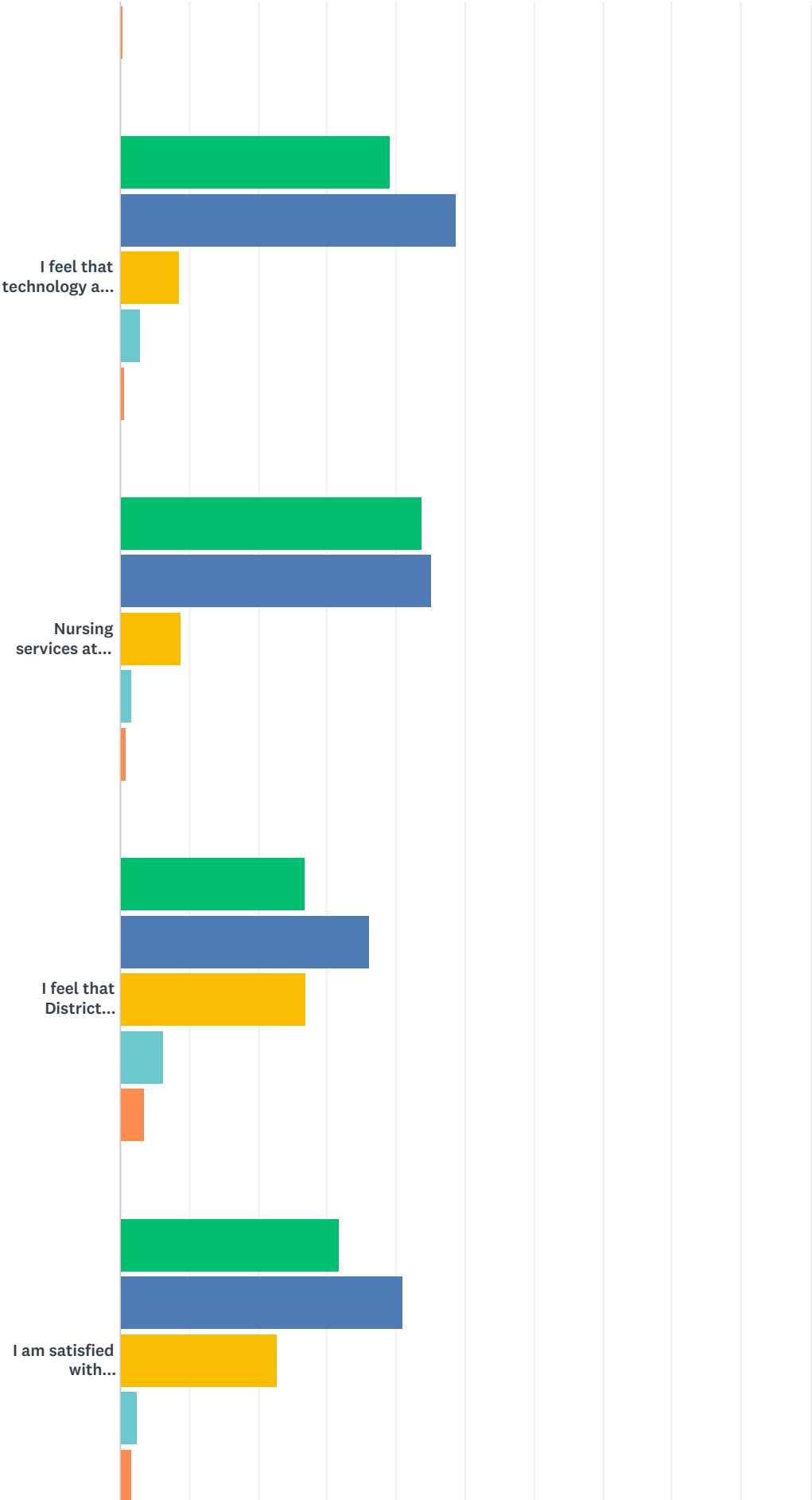
	STRONGLY AGREE	AGREE	NOT SURE	DISAGREE	STRONGLY DISAGREE	TOTAL
My school keeps me well-informed of school activities through newsletters, email, eblast, and the parent portal, etc.	53.53% 1,333	40.60% 1,011	1.65% 41	2.97% 74	1.24% 31	2,490
I feel my student's teacher keeps me well-informed of my student's academic performance.	38.26% 953	37.98% 946	5.58% 139	13.29% 331	4.90% 122	2,491
My student's teacher keeps me well-informed of classroom activities.	38.02% 946	38.38% 955	7.72% 192	12.02% 299	3.86% 96	2,488
I feel the front office staff communicates effectively with courtesy and a positive attitude.	46.02% 1,145	43.37% 1,079	5.10% 127	3.26% 81	2.25% 56	2,488
I am comfortable raising an issue or concern with a teacher.	44.65% 1,111	42.40% 1,055	5.63% 140	5.35% 133	1.97% 49	2,488
I am comfortable discussing an issue or concern with the principal.	42.10% 1,047	39.77% 989	11.14% 277	4.18% 104	2.81% 70	2,487
There are opportunities for me to get involved in school-wide decisions.	30.21% 751	41.27% 1,026	20.84% 518	5.55% 138	2.13% 53	2,486
I feel my school's website is up to date with pertinent and helpful information that is easy to locate.	32.73% 813	47.54% 1,181	10.31% 256	7.85% 195	1.57% 39	2,484

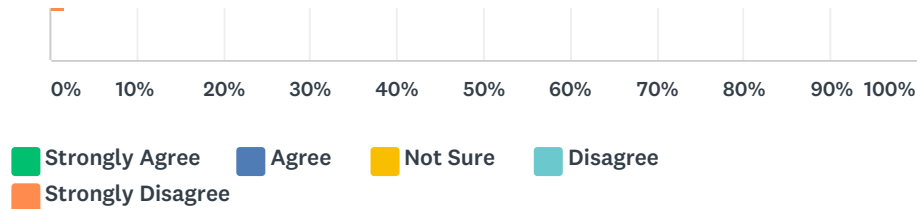
Q7 Support Services:

Answered: 2,492    Skipped: 884





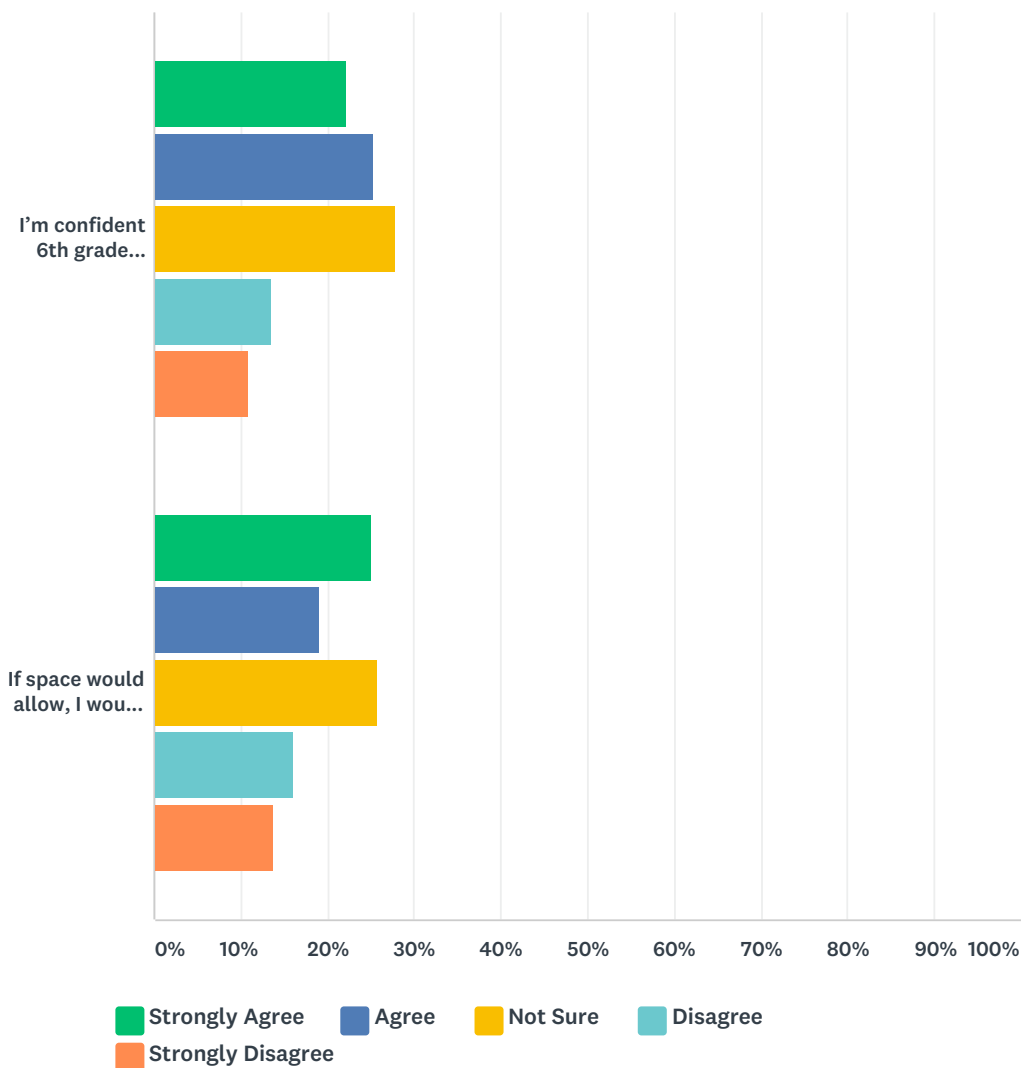




	STRONGLY AGREE	AGREE	NOT SURE	DISAGREE	STRONGLY DISAGREE	TOTAL
I feel that transportation services at my school meet my student's needs.	33.60% 833	43.69% 1,083	13.96% 346	5.77% 143	2.99% 74	2,479
Child nutrition/food services at my school meet my student's needs.	29.33% 728	47.82% 1,187	12.05% 299	7.45% 185	3.34% 83	2,482
I feel that the custodial/janitorial services at my school meet my student's needs.	39.32% 978	44.67% 1,111	13.03% 324	2.09% 52	0.88% 22	2,487
Library services at school meet my student's needs.	44.41% 1,104	47.30% 1,176	6.60% 164	1.25% 31	0.44% 11	2,486
I feel that technology and computer services at my school meet my student's needs.	39.17% 973	48.71% 1,210	8.57% 213	2.90% 72	0.64% 16	2,484
Nursing services at school meet my student's needs.	43.80% 1,088	45.13% 1,121	8.70% 216	1.61% 40	0.76% 19	2,484
I feel that District finances are used effectively to benefit students.	26.88% 668	36.14% 898	27.08% 673	6.36% 158	3.54% 88	2,485
I am satisfied with PTA/PTO/PTC support at my school.	31.86% 792	41.07% 1,021	22.89% 569	2.49% 62	1.69% 42	2,486

## Q8 Shift to K-6

Answered: 2,413 Skipped: 963



	STRONGLY AGREE	AGREE	NOT SURE	DISAGREE	STRONGLY DISAGREE	TOTAL
I'm confident 6th grade students will have the same educational experience in the WSD, regardless if they are located in a middle school or elementary building.	22.26% 536	25.29% 609	27.82% 670	13.66% 329	10.96% 264	2,408
If space would allow, I would prefer that sixth grade move back to middle school.	25.21% 607	18.98% 457	25.79% 621	16.15% 389	13.87% 334	2,408