



2022-2023 COUNSELOR'S GUIDE
Ohio Independent Colleges and Universities



Antioch College | Art Academy of Cincinnati | Ashland University | Aultman College | Baldwin Wallace University
Bluffton University | Capital University | Case Western Reserve University | Cedarville University
The Christ College of Nursing & Health Sciences | Cleveland Institute of Art | Columbus College of Art & Design
University of Dayton | Defiance College | Denison University | The University of Findlay
Franciscan University of Steubenville | Franklin University | Good Samaritan College of Nursing and Health Science
Heidelberg University | Hiram College | John Carroll University | Kenyon College | Kettering College | Lake Erie College
Lourdes University | Malone University | Marietta College | Mercy College of Ohio | Mount Carmel College of Nursing
Mount St. Joseph University | University of Mount Union | Mount Vernon Nazarene University | Muskingum University
University of Northwestern Ohio | Notre Dame College | Oberlin College | Ohio Christian University
Ohio Dominican University | Ohio Northern University | Ohio Wesleyan University | Otterbein University
University of Rio Grande | Tiffin University | Union Institute & University | Ursuline College | Walsh University
Wilberforce University | Wilmington College | Wittenberg University | The College of Wooster | Xavier University

Table of Contents

Why Independent Colleges?	2-3	The University of Findlay	24	Notre Dame College	44
Frequently Asked Questions	4-5	Franciscan University		Oberlin College	45
Financial Aid	6-8	of Steubenville	25	Ohio Christian University	46
		Franklin University	26	Ohio Dominican University	47
Ohio Independent College and University Profiles:		Good Samaritan College of Nursing & Health Science	27	Ohio Northern University	48
Antioch College	9	Heidelberg University	28	Ohio Wesleyan University	49
Art Academy of Cincinnati	10	Hiram College	29	Otterbein University	50
Ashland University	11	John Carroll University	30	University of Rio Grande	51
Aultman College	12	Kenyon College	31	Tiffin University	52
Baldwin Wallace University	13	Kettering College	32	Union Institute & University	53
Bluffton University	14	Lake Erie College	33	Ursuline College	54
Capital University	15	Lourdes University	34	Walsh University	55
Case Western Reserve University	16	Malone University	35	Wilberforce University	56
Cedarville University	17	Marietta College	36	Wilmington College	57
The Christ College of Nursing & Health Sciences	18	Mercy College of Ohio	37	Wittenberg University	58
Cleveland Institute of Art	19	Mount Carmel College of Nursing	38	The College of Wooster	59
Columbus College of Art & Design	20	Mount St. Joseph University	39	Xavier University	60
University of Dayton	21	University of Mount Union	40	Degree Programs	62-91
Defiance College	22	Mount Vernon Nazarene University	41	Athletics & Activities	92-95
Denison University	23	Muskingum University	42		
		University of Northwestern Ohio	43		

Please go to each institution's website for details on how and when students are able to visit campus.

The Counselor's Guide to Ohio's Independent Colleges and Universities (September 2022, Vol. #34) is published annually by the Association of Independent Colleges and Universities of Ohio and its member institution Enrollment Leadership.

41 South High Street, Suite 1690

Columbus, Ohio 43215

www.aicuo.edu

www.ohiopriatecolleges.org

Why Independent Colleges?

Independent Graduates Have Better Post-Graduation Outcomes

Percent of Bachelor's graduates employed, enrolled in graduate school, or serving in military



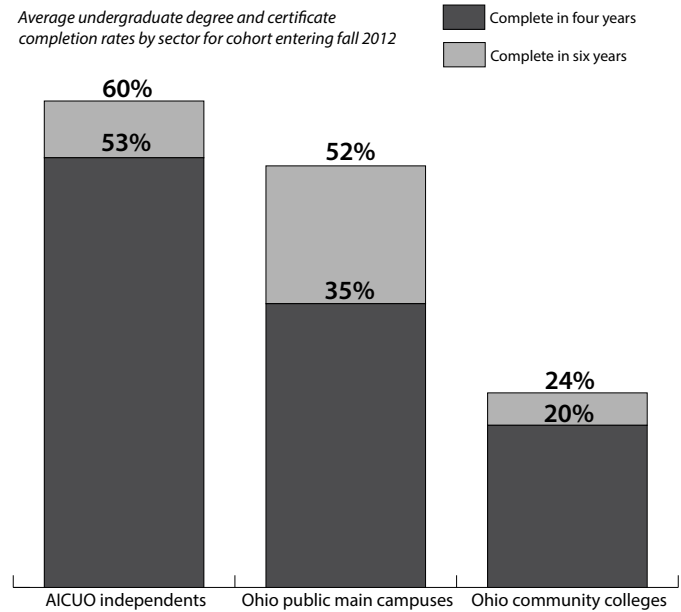
Average starting salary for Bachelor's degree graduates



Source: National Association of Colleges and Employers. (2020). *First Destinations for the Class of 2020: Findings and Analysis*.

Ohio Independent Colleges: The Better Path to Graduation

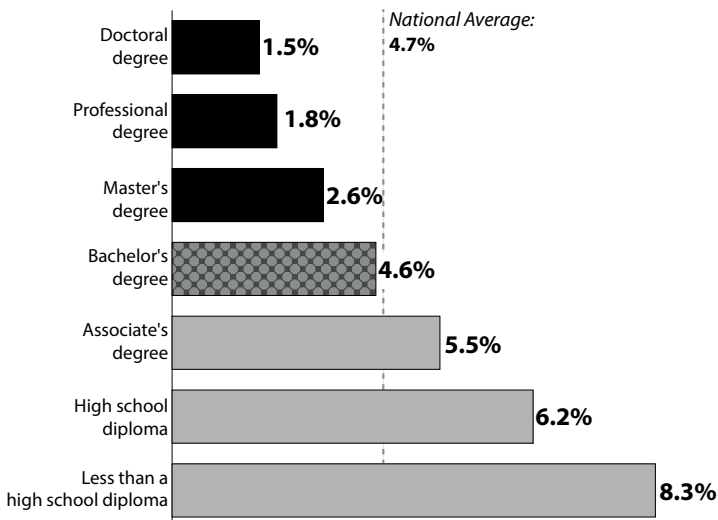
Average undergraduate degree and certificate completion rates by sector for cohort entering fall 2012



Source: Integrated Postsecondary Education Data System Outcomes Measures.

Better Educated Means Less Likely to be Unemployed

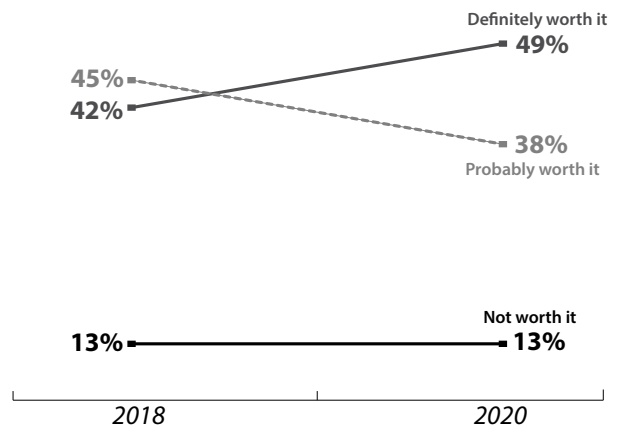
Average weekly unemployment rate in 2021 by educational attainment



Source: U.S. Bureau of Labor Statistics. (2020). *Education pays*.

More Employers Think College is Worthwhile

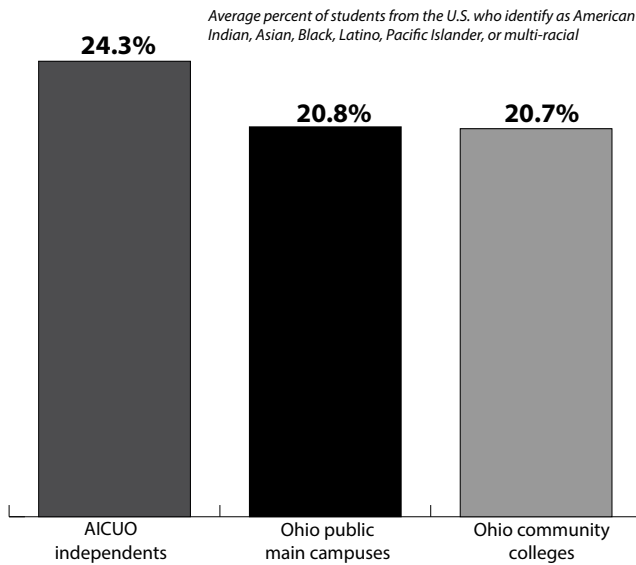
Employer responses on whether a college degree is worthwhile



Source: American Association for Colleges and Universities. (2021). *How College Contributes to Workforce Success*.

Why Independent Colleges?

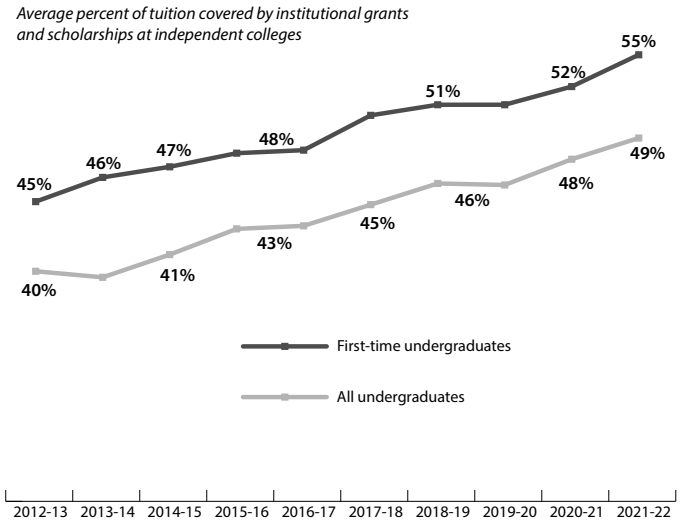
Ohio Independents Lead in Racial & Ethnic Diversity



Note: Analysis does not include Ohio's two historically Black institutions, Wilberforce University and Central State University.
Source: IPEDS Fall Enrollment 2020.

Student Aid at Independents Reaches Record High

Independent institutions cover more than half of tuition on average



Source: National Association of College & University Business Officers, (June 2022), 2021 NACUBO Tuition Discounting Study

Independent College Tuition and Fees 2022-2023

Lowest tuition	\$9,552
Average tuition	\$33,307
Highest tuition	\$66,240
Number below average tuition	23
Number below \$20,000	10
Average aid package for freshmen	\$21,200
Percent of freshmen receiving financial aid	97%
Number of schools without an application fee	35

AICUO Tuition and Fees Survey, 2022;
National Center for Education Statistics

FAQ

FAQ	Antioch College	Art Academy of Cincinnati	Ashland University	Aultman College of Nursing and Health Sciences	Baldwin Wallace University	Bluffton University	Capital University	Case Western Reserve University	Cedarville University	The Christ College of Nursing and Health Sciences	Cleveland Institute of Art	Columbus College of Art & Design	University of Dayton	Defiance College	Denison University	The University of Findlay	Franciscan University of Steubenville	Franklin University	Good Samaritan College of Nursing and Health Science	Heidelberg University	Hiram College	John Carroll University	Kenyon College	Kettering College	Lake Erie College	Lourdes University
Do you require ACT writing?	N	N	N	N	N	N	N	N	N	N	N	N	N	N	N	N	N	N	N	N	N	N	N	N	N	N
Does your institution use ACT writing in the admissions decision process?	N	N	N	N	N	N	N	N	N	N	N	N	N	N	N	N	N	N	N	Y	N	N	N	N	N	N
Does your institution use ACT subscores for placement?	N	N	Y	N	Y	Y	Y	N	Y	N	N	N	Y	Y	N	Y	N	Y	N	N	N	Y	N	N	Y	Y
Do you super score the ACT?	Y	N	N	N	Y	N	Y	Y	Y	N	Y	Y	Y	Y	Y	Y	N	N	N	Y	Y	Y	Y	N	Y	Y
Do you super score the SAT?	Y	N	N	N	Y	N	Y	Y	Y	N	Y	Y	Y	Y	Y	Y	N	N	N	Y	Y	Y	Y	N	Y	Y
Does your institution super score for scholarships?	N	N	N	N	N	N	Y	Y	Y	N	Y	N	Y	Y	Y	Y	N	N	Y	Y	Y	Y	Y	N	Y	Y
Do you accept either ACT or SAT?	Y	Y	Y	Y	Y	Y	Y	Y	Y	Y	Y	Y	Y	Y	Y	Y	Y	Y	Y	Y	Y	Y	Y	Y	Y	Y
Are you test optional?	Y	Y	Y	N	Y	Y	Y	Y	Y	Y	Y	Y	Y	Y	Y	Y	Y	Y	Y	Y	Y	Y	Y	Y	Y	Y
Do you require ACT/SAT directly from the testing agency?	N	Y	N	N	N	N	N	N	N	Y	Y	N	N	N	N	N	N	N	Y	N	N	N	N	N	N	N
Do you accept the Common Application?	Y	Y	Y	N	Y	Y	Y	Y	N	N	Y	Y	Y	Y	Y	Y	N	N	N	Y	Y	Y	Y	N	Y	Y
Do you accept electronic transcripts?	Y	Y	Y	Y	Y	Y	Y	Y	Y	Y	Y	Y	Y	Y	Y	Y	Y	Y	Y	Y	Y	Y	Y	Y	Y	Y
Do you require letter(s) of recommendation?	Y	N	N	N	N	N	N	Y	Y	N	N	N	N	N	Y	N	N	N	N	N	N	Y	Y	N	N	N
Does your institution offer athletic scholarships?	N	N	Y	N	N	N	N	N	Y	N	N	N	Y	N	N	Y	N	N	N	N	N	N	N	N	Y	Y
Do you offer full tuition scholarships?	Y	Y	Y	Y	N	Y	Y	Y	N	N	Y	N	Y	Y	Y	N	Y	N	N	Y	N	Y	Y	N	Y	N
Are scholarships available beyond your application deadline?	Y	Y	Y	Y	Y	Y	Y	N	Y	N	Y	Y	Y	Y	N	Y	Y	N	N	Y	Y	Y	N	N	Y	Y
Does your institution allow prospective students to stay overnight in your residence halls?	Y	N	Y	N	Y	N	Y	N	Y	N	N	N	N	Y	Y	Y	N	N	N	Y	Y	N	Y	N	Y	Y

Malone University	Marietta College	Mercy College of Ohio	Mount Carmel College of Nursing	Mount St. Joseph University	University of Mount Union	Mount Vernon Nazarene University	Muskingum University	University of Northwestern Ohio	Notre Dame College	Oberlin College	Ohio Christian University	Ohio Dominican University	Ohio Northern University	Ohio Wesleyan University	Otterbein University	University of Rio Grande	Tiffin University	Union Institute & University	Ursuline College	Walsh University	Wilberforce University	Wilmington College	Wittenberg University	The College of Wooster	Xavier University	FAQ
N	N	N	N	N	N	N	N	N	N	N	N	N	N	N	N	N	N	N	N	N	N	N	N	N	N	Do you require ACT writing?
N	N	N	N	N	N	N	N	N	N	N	N	N	N	N	N	N	N	N	N	N	N	N	N	N	N	Does your institution use ACT writing in the admissions decision process?
Y	Y	Y	Y	N	Y	Y	Y	Y	N	N	Y	Y	Y	Y	Y	Y	Y	N	Y	Y	N	Y	Y	N	N	Does your institution use ACT subscores for placement?
Y	Y	Y	N	Y	Y	N	N	N	N	Y	Y	Y	N	Y	N	N	N	N	Y	Y	Y	N	Y	Y	Y	Do you super score the ACT?
Y	Y	Y	N	Y	Y	N	N	N	N	Y	Y	Y	N	Y	N	N	N	N	Y	Y	Y	N	Y	Y	Y	Do you super score the SAT?
Y	Y	Y	N	N	Y	N	N	N	N	Y	Y	Y	Y	Y	N	N	N	N	Y	Y	Y	N	Y	Y	Y	Does your institution super score for scholarships?
Y	Y	Y	Y	Y	Y	Y	Y	Y	Y	Y	Y	Y	Y	Y	Y	Y	Y	N	Y	Y	Y	Y	Y	Y	Y	Do you accept either ACT or SAT?
Y	Y	Y	N	Y	Y	N	Y	Y	Y	Y	Y	Y	Y	Y	Y	Y	N	N	Y	Y	Y	Y	Y	Y	Y	Are you test optional?
N	N	N	N	N	N	N	N	N	N	N	N	N	N	N	N	N	Y	N	N	N	Y	N	N	N	N	Do you require ACT/SAT directly from the testing agency?
Y	Y	N	N	Y	Y	Y	Y	N	Y	Y	N	N	Y	Y	Y	N	Y	N	Y	Y	Y	Y	Y	Y	Y	Do you accept the Common Application?
Y	Y	Y	Y	Y	Y	Y	Y	Y	Y	Y	Y	Y	Y	Y	Y	Y	Y	Y	Y	Y	Y	Y	Y	Y	Y	Do you accept electronic transcripts?
N	Y	N	N	N	N	N	N	N	N	Y	N	N	N	N	N	N	N	Y	N	N	N	N	N	Y	Y	Do you require letter(s) of recommendation?
Y	N	N	N	N	N	Y	N	Y	Y	N	Y	Y	N	N	N	Y	Y	N	Y	Y	Y	N	N	N	Y	Does your institution offer athletic scholarships?
Y	Y	Y	N	Y	Y	Y	Y	Y	Y	N	N	Y	Y	Y	Y	Y	N	N	N	Y	Y	Y	N	N	Y	Do you offer full tuition scholarships?
Y	Y	N	Y	Y	Y	Y	Y	Y	Y	N	Y	Y	Y	Y	Y	Y	Y	Y	Y	Y	Y	Y	Y	Y	Y	Are scholarships available beyond your application deadline?
Y	Y	N	N	Y	Y	Y	N	N	Y	N	Y	Y	Y	Y	Y	Y	Y	N	Y	Y	Y	Y	Y	Y	N	Does your institution allow prospective students to stay overnight in your residence halls?

How Do I Pay for College?

FAQ

How do I apply for financial aid?

The financial aid step-by-step below provides an overview of the process. You can get started by filing your FASFA at fasfa.gov, which will make you eligible for federal (national), state, and institutional aid.

What types of financial aid are available to me?

Some types of aid are grants/scholarships, while others are loans. Aid can either be need-based or non-need-based (e.g., scholarships for academic achievement, athletics, and/or leadership). Check with the institutions in which you're interested to learn more about what types of aid they offer.

Why is there a difference in price between public and independent institutions?

The cost of providing higher education is generally the same at independent institutions as public. For example, both types of institutions incur costs associated with building and maintaining classrooms, computer facilities, and libraries; paying faculty salaries; and providing career and counseling services. However, independent institutions charge a higher price, or tuition, because they do not receive an instructional subsidy from the state of Ohio.

How much of the total listed tuition cost will I pay?

It depends upon to which institution you apply, but more than 80% of first-year students at independents received an aid package from their institution in addition to aid from federal and state governments. The average institutional aid packaged covered over half the costs of tuition as of 2021.

FINANCIAL AID STEP BY STEP

Step 1: Complete the Free Application for Federal Student Aid (FAFSA) at fafsa.gov.

The FAFSA is used to determine your eligibility for federal, state, and institutional aid, such as Pell Grants and Work Study. This video tutorial provides an overview process: bit.ly/usfafsaprocess

Step 2: Complete the College Scholarship Services (CSS) Financial Aid Profile

at cssprofile.collegeboard.org. Including some of Ohio independents, many colleges use this tool to help determine eligibility for financial aid.

Step 3: Review the Student Aid Report (SAR) from the U.S. Department of Education.

You will usually receive this within five days of submitting the FAFSA. The SAR will list your Expected Family Contribution (EFC), which will give you a better idea of how much aid you are eligible for.

Step 4: Review the financial aid offers from the schools you listed on the FAFSA.

Most colleges will send your financial aid offer around the same time as your admission offer. Closely read the materials your school provides and ask any questions you have to an admission counselor.

Step 5: Accept the financial aid award offered by the school you plan to attend.

Step 6: Let your school know if you receive outside scholarships and grants.

You can search for local scholarships through employers, government and community organizations, or by using online scholarship databases.

Step 7: Complete any forms required to secure the aid awarded by your school.

How Do I Pay for College?

What is the Expected Family Contribution (EFC) and why is it important?

The EFC is the number used to determine how much you and your family are expected to pay towards your college education. The EFC formula is calculated by the federal government after you complete the FAFSA and stays the same from school to school. Your demonstrated need, or the gap between the EFC and cost of attendance, changes depending on total school price (e.g., tuition, room and board, or off-campus living expenses, and textbooks). See the table below for an example. All institutions strive to award aid to meet the gap between the cost of attendance and your EFC, but not all have the same types or amounts of aid available.

Sample Demonstrated Need

	School A	School B	School C
Cost of Education	\$13,715	\$34,387	\$40,146
- Family EFC	\$1,500	\$1,500	\$1,500
= Demonstrated Need	\$12,215	\$32,887	\$38,646

**INTERESTED IN
COMPARING A FEW
CAMPUSES SIDE
BY SIDE?**

**WANT TO RECEIVE
UPDATES FROM
CAMPUSES YOU ARE
INTERESTED IN?**

**WANT TO VIEW THE
INFORMATION FROM THIS
GUIDE ON ANY MOBILE
DEVICE?**

Welcome to Ohio Private Colleges, the easiest way to find the independent college or university that is just right for you in the state of Ohio. Begin your journey by selecting any of the categories below.



**Campus
Size**



**Majors
Offered**



**Sports
Programs**



Specialty



**Campus
Location**



Browse

Check out www.ohiopriatecolleges.org today!

How Do I Pay for College?

Common Financial Aid Awards for Ohio Students

This is not an exhaustive list of the financial aid available in Ohio, but it provides an overview of the most common types of awards students may receive. For more information on these awards or to learn about other financial aid opportunities, talk to an admissions officer or your high school counselor. File your FAFSA as early as possible to ensure your eligibility for financial aid.

Award Name	Award Range	Type	Eligibility
Ohio College Opportunity Grant (OCOG)	\$925 through \$3,700/year, enrollment status dependent	Grant	EFC of less than \$2,190 and maximum household income of less than \$96,000
Choose Ohio First Scholarships	Varies by institution	Grant	Must be first-year undergraduate, Ohio resident and majoring in STEM at a participating institution
Pell Grant	Up to \$6,895/year	Grant	Undergraduate student with exceptional financial need (determined after filing FAFSA)
Federal Supplemental Education Opportunity Grant (FSEOG)	Up to \$4,000/year	Grant	Undergraduate student with exceptional financial need who has not earned a Bachelor's degree
Work-Study	At least federal minimum wage	Employment	Enrolled at a participating institution and demonstrated financial need (determined after filing FAFSA)
Parent Loan for Undergraduate Students (PLUS)	Maximum is the cost of attendance minus all other financial aid	Loan; 7.54% interest rate	Available only to biological or adoptive parent of dependent undergraduate students
Direct Subsidized Loans	Between \$3,500 to \$5,500 per year, depending on year and dependency status	Loan; 4.99% interest rate; does not accrue interest while enrolled at least half-time	Undergraduate students with financial need (determined after filing FAFSA)
Direct Unsubsidized Loans	Between \$5,500 to \$12,500 per year, depending on year and dependency status	Loan; 4.99% interest rate	Amount determined based on cost of attendance and other financial aid



Admission Information (2022-2023):

Early Decision	Yes
Apply by	November 15
Admission Notification by	December 15
Regular Admission	
Apply by	Rolling
Admission Notification by	Rolling
Application Fee	\$0
Application Fee Waiver	N/A
Online Application Fee	\$0
Deferred Admission	Yes
Early Admission (after Junior Year)	N/A
Candidates Reply Date	N/A
Tuition Deposit	\$450

Financial Aid Information:

Director of Financial Aid	Matthew Dec
Phone Number	(937) 319-6082 x6016
Email	mdec@antiochcollege.edu
CSS Financial Aid Profile	No
Institutional Financial Aid Form	No
Application Deadline	Rolling
Financial Aid Award Announcement	Rolling
Scholarship Info	https://antiochcollege.edu/admission/financial-aid/types-of-aid/

Athletics:

Athletic Division	N/A
Athletic Scholarships	No

Learning Disabled Students:

LD Formal Program Available	No
Limited Support Services Only	Yes

Other Information:

Can high school students enroll in CCP at your institution?	No
International Baccalaureate	No
ASL as foreign language credit	No

Cost for Academic Year 2022 - 2023:

Tuition	\$35,949
Room And Board	\$7,640
Required Fees	\$1,194
Total:	\$44,783
Average grant aid awarded to undergraduates (2021 - 2022)	\$30,470

Fall 2021 Enrollment:

Full-time Undergraduates	116
Part-time Undergraduates	0
Total Undergraduate Enrollment	116
Total Graduate Professional Enrollment	0
Percentage Undergraduate Men	40%
Percentage Undergraduate Women	60%
Percentage Undergraduate Minorities	49%
Average Class Size	8
Student to Faculty Ratio	7:1

Fall 2021 Freshman profile:

Middle 50% ACT Composite	22-23
Middle 50% SAT Reading	575-605
Middle 50% SAT Math	620-680
Average Freshman GPA	N/A
Number in Freshman Class	44
% of Freshman Receiving Aid	100%
Average Financial Aid for Freshmen	\$38,485

Campus Life:

Religious Affiliation	N/A
Campus Setting	Town:Fringe
Academic Calendar	Quarter
Minority/Multicultural Programs	Yes
Contact:	Shadia Alvarez
Student Organizations	Yes
Fraternities & Sororities	No
Intramural Sports	
Men	Yes
Women	Yes

Housing:

Guaranteed Housing if Matriculation Fee Paid by May 1	N/A
Percentage of Full-time Undergraduates Living on Campus	81%

Contact Information:

Antioch College
One Morgan Place - Yellow Springs, OH 45387
Associate Director of Admission: Shane Creepingbear
Phone: (937) 319-6082 Fax: (937) 319-6085

E-mail: screepingbear@antiochcollege.edu Web: www.antiochcollege.edu/admission/



Fall 2021 Enrollment:	
Full-time Undergraduates	221
Part-time Undergraduates	13
Total Undergraduate Enrollment	234
Total Graduate Professional Enrollment	5
Percentage Undergraduate Men	30%
Percentage Undergraduate Women	70%
Percentage Undergraduate Minorities	34%
Average Class Size	12
Student to Faculty Ratio	9:1

Fall 2021 Freshman profile:	
Middle 50% ACT Composite	N/A
Middle 50% SAT Reading	N/A
Middle 50% SAT Math	N/A
Average Freshman GPA	3.2
Number in Freshman Class	64
% of Freshman Receiving Aid	100%
Average Financial Aid for Freshmen	\$25,966

Campus Life:	
Religious Affiliation	N/A
Campus Setting	City: Large
Academic Calendar	Semester
Minority/Multicultural Programs	Yes
Contact:	Anissa Lewis
Student Organizations	Yes
Fraternities & Sororities	No
Intramural Sports	
Men	No
Women	No

Housing:	
Guaranteed Housing if Matriculation Fee	
Paid by May 1	No
Percentage of Full-time Undergraduates	
Living on Campus	91%

Admission Information (2022-2023):

Early Decision	No
Apply by	N/A
Admission Notification by	N/A
Regular Admission	
Apply by	June 1
Admission Notification by	Rolling
Application Fee	\$0
Application Fee Waiver	N/A
Online Application Fee	\$0
Deferred Admission	Yes
Early Admission (after Junior Year)	N/A
Candidates Reply Date	June 1
Tuition Deposit	\$250

Financial Aid Information:

Director of Financial Aid	
Phone Number	(513) 562-8773
Email	financialaid@artacademy.edu
CSS Financial Aid Profile	No
Institutional Financial Aid Form	Required or Profile
Application Deadline	Rolling
Financial Aid Award Announcement	Rolling
Scholarship Info	www.artacademy.edu/scholarship

Athletics:

Athletic Division	N/A
Athletic Scholarships	No

Learning Disabled Students:

LD Formal Program Available	No
Limited Support Services Only	Yes

Other Information:

Can high school students enroll in CCP at your institution?	Yes
International Baccalaureate	Yes
ASL as foreign language credit	No

Cost for Academic Year 2022 - 2023:

Tuition	\$35,404
Room And Board	\$8,000
Required Fees	\$1,990
Total:	\$45,394
Average grant aid awarded to undergraduates (2021-2022)	Not provided

Contact Information:

Art Academy of Cincinnati

1212 Jackson Street - Cincinnati, OH 45202

Vice President of Enrollment and Admissions: Christopher Bridges

Phone: (513) 562-6267 Fax: (513) 562-8778

E-mail: admissions@artacademy.edu Web: www.artacademy.edu

ASHLAND UNIVERSITY

Fall 2021 Enrollment:

Full-time Undergraduates	2,219
Part-time Undergraduates	1,512
Total Undergraduate Enrollment	3,731
Total Graduate Professional Enrollment	1,198
Percentage Undergraduate Men	46%
Percentage Undergraduate Women	54%
Percentage Undergraduate Minorities	20%
Average Class Size	17
Student to Faculty Ratio	12:1

Fall 2021 Freshman profile:

Middle 50% ACT Composite	20-25
Middle 50% SAT Reading	520-640
Middle 50% SAT Math	530-610
Average Freshman GPA	3.4
Number in Freshman Class	512
% of Freshman Receiving Aid	99%
Average Financial Aid for Freshmen	\$18,141

Campus Life:

Religious Affiliation	Brethren Church
Campus Setting	Town:Fringe
Academic Calendar	Semester
Minority/Multicultural Programs	Yes
Contact:	Rob Pool
Student Organizations	Yes
Fraternities & Sororities	Yes
Intramural Sports	
Men	Yes
Women	Yes

Housing:

Guaranteed Housing if Matriculation Fee	
Paid by May 1	Yes
Percentage of Full-time Undergraduates	
Living on Campus	63%

Admission Information (2022-2023):

Early Decision	No
Apply by	N/A
Admission Notification by	N/A
Regular Admission	
Apply by	Rolling
Admission Notification by	Rolling
Application Fee	\$0
Application Fee Waiver	N/A
Online Application Fee	\$0
Deferred Admission	Yes
Early Admission (after Junior Year)	Yes
Candidates Reply Date	May 1
Tuition Deposit	\$300

Financial Aid Information:

Director of Financial Aid	Dr. Alexander Jordan
Phone Number	(419) 289-5002
Email	financialaid@ashland.edu
CSS Financial Aid Profile	No
Institutional Financial Aid Form	No
Application Deadline	Rolling
Financial Aid Award Announcement	Beginning in November
Scholarship Info	https://www.ashland.edu/cost

Athletics:

Athletic Division	NCAA II
Athletic Scholarships	Yes

Learning Disabled Students:

LD Formal Program Available	Yes
Limited Support Services Only	Yes

Other Information:

Can high school students enroll in CCP at your institution?	Yes
International Baccalaureate	Yes
ASL as foreign language credit	No

Cost for Academic Year 2022 - 2023:

Tuition	\$25,200
Room And Board	\$11,990
Required Fees	\$1,140
Total:	\$38,330
Average grant aid awarded to undergraduates (2021-2022)	Not provided

Contact Information:

Ashland University

401 College Avenue - Ashland, OH 44805

Associate Director of Admissions: Sue Homan

Phone: (419) 289-5052 Fax: (419) 289-5999

E-mail: shoman@ashland.edu Web: <https://www.ashland.edu/content/admissions-and-aid>



Fall 2021 Enrollment:

Full-time Undergraduates	105
Part-time Undergraduates	154
Total Undergraduate Enrollment	259
Total Graduate Professional Enrollment	0
Percentage Undergraduate Men	10%
Percentage Undergraduate Women	90%
Percentage Undergraduate Minorities	12%
Average Class Size	13
Student to Faculty Ratio	6:1

Fall 2021 Freshman profile:

Middle 50% ACT Composite	19-23
Middle 50% SAT Reading	N/A
Middle 50% SAT Math	N/A
Average Freshman GPA	3.14
Number in Freshman Class	21
% of Freshman Receiving Aid	88%
Average Financial Aid for Freshmen	\$12,930

Campus Life:

Religious Affiliation	N/A
Campus Setting	City:Small
Academic Calendar	Semester
Minority/Multicultural Programs	No
Contact:	Student Success Services Coordinator
Student Organizations	Yes
Fraternities & Sororities	No
Intramural Sports	
Men	No
Women	No

Housing:

Guaranteed Housing if Matriculation Fee	
Paid by May 1	N/A
Percentage of Full-time Undergraduates	
Living on Campus	0%

Admission Information (2022-2023):

Early Decision	No
Apply by	N/A
Admission Notification by	N/A
Regular Admission	
Apply by	August 1
Admission Notification by	August 15
Application Fee	\$0
Application Fee Waiver	N/A
Online Application Fee	\$0
Deferred Admission	No
Early Admission (after Junior Year)	No
Candidates Reply Date	August 15
Tuition Deposit	\$100

Financial Aid Information:

Director of Financial Aid	Wendy Davis
Phone Number	(330) 363-2834
Email	finaid@aultmancollege.edu
CSS Financial Aid Profile	No
Institutional Financial Aid Form	No
Application Deadline	Rolling
Financial Aid Award Announcement	Rolling
Scholarship Info	www.aultmancollege.edu/scholarships

Athletics:

Athletic Division	N/A
Athletic Scholarships	No

Learning Disabled Students:

LD Formal Program Available	No
Limited Support Services Only	Yes

Other Information:

Can high school students enroll in CCP at your institution?	Yes
International Baccalaureate	No
ASL as foreign language credit	No

Cost for Academic Year 2022 - 2023:

Tuition	\$18,210
Room And Board	\$0
Required Fees	\$1,000
Total:	\$19,210
Average grant aid awarded to undergraduates (2021-2022)	\$2,121

Contact Information:

Aultman College of Nursing and Health Sciences
 2600 6th Street SW - Canton, OH 44710
 Dean of Student Success: Sue Shepherd
 Phone: (330) 363-6347 Fax: (330) 580-6654

E-mail: admissions@aultmancollege.edu Web: www.aultmancollege.edu



Fall 2021 Enrollment:

Full-time Undergraduates	2,687
Part-time Undergraduates	153
Total Undergraduate Enrollment	2,840
Total Graduate Professional Enrollment	485
Percentage Undergraduate Men	44%
Percentage Undergraduate Women	56%
Percentage Undergraduate Minorities	22%
Average Class Size	18
Student to Faculty Ratio	11:1

Fall 2021 Freshman profile:

Middle 50% ACT Composite	21-27
Middle 50% SAT Reading	520-630
Middle 50% SAT Math	520-620
Average Freshman GPA	3.70
Number in Freshman Class	727
% of Freshman Receiving Aid	100%
Average Financial Aid for Freshmen	\$31,047

Campus Life:

Religious Affiliation	N/A
Campus Setting	Suburb:Large
Academic Calendar	Semester
Minority/Multicultural Programs	Yes
Contact:	Martell Prayear
Student Organizations	Yes
Fraternities & Sororities	Yes
Intramural Sports	
Men	Yes
Women	Yes

Housing:

Guaranteed Housing if Matriculation Fee	
Paid by May 1	Yes
Percentage of Full-time Undergraduates	
Living on Campus	76%

Admission Information (2022-2023):

Early Decision	No
Apply by	N/A
Admission Notification by	N/A
Regular Admission	
Apply by	Priority: Nov 1
Admission Notification by	Rolling
Application Fee	\$0
Application Fee Waiver	N/A
Online Application Fee	\$0
Deferred Admission	Yes
Early Admission (after Junior Year)	No
Candidates Reply Date	May 1
Tuition Deposit	\$200

Financial Aid Information:

Director of Financial Aid	Will McGinley
Phone Number	(440) 826-8041
Email	wmcginle@bw.edu
CSS Financial Aid Profile	No
Institutional Financial Aid Form	No
Application Deadline	Rolling
Financial Aid Award Announcement	Rolling
Scholarship Info	www.bw.edu/scholarships

Athletics:

Athletic Division	NCAA III
Athletic Scholarships	No

Learning Disabled Students:

LD Formal Program Available	No
Limited Support Services Only	Yes

Other Information:

Can high school students enroll in CCP at your institution?	No
International Baccalaureate	Yes
ASL as foreign language credit	No

Cost for Academic Year 2022 - 2023:

Tuition	\$36,250
Room And Board	\$12,796
Required Fees	\$600
Total:	\$49,646
Average grant aid awarded to undergraduates (2021-2022)	\$23,339.90

Contact Information:

Baldwin Wallace University
275 Eastland Road - Berea, OH 44017
Director of Undergraduate Admission: Joyce Cendroski
Phone: (440) 826-2222 Fax: (440) 826-3830
E-mail: admission@bw.edu Web: www.bw.edu/admission



Fall 2021 Enrollment:

Full-time Undergraduates	700
Part-time Undergraduates	28
Total Undergraduate Enrollment	728
Total Graduate Professional Enrollment	63
Percentage Undergraduate Men	55%
Percentage Undergraduate Women	45%
Percentage Undergraduate Minorities	22%
Average Class Size	18
Student to Faculty Ratio	12:1

Fall 2021 Freshman profile:

Middle 50% ACT Composite	N/A
Middle 50% SAT Reading	N/A
Middle 50% SAT Math	N/A
Average Freshman GPA	3.26
Number in Freshman Class	242
% of Freshman Receiving Aid	100%
Average Financial Aid for Freshmen	\$33,026

Campus Life:

Religious Affiliation	Mennonite Church
Campus Setting	Town:Distant
Academic Calendar	Semester
Minority/Multicultural Programs	Yes
Contact:	Tyson Goings
Student Organizations	Yes
Fraternities & Sororities	No
Intramural Sports	
Men	Yes
Women	Yes

Housing:

Guaranteed Housing if Matriculation Fee	
Paid by May 1	Yes
Percentage of Full-time Undergraduates	
Living on Campus	87%

Admission Information (2022-2023):

Early Decision	No
Apply by	N/A
Admission Notification by	N/A
Regular Admission	
Apply by	May 31
Admission Notification by	Rolling
Application Fee	\$0
Application Fee Waiver	N/A
Online Application Fee	\$0
Deferred Admission	Yes
Early Admission (after Junior Year)	Yes
Candidates Reply Date	May 1
Tuition Deposit	\$100

Financial Aid Information:

Director of Financial Aid	Lawrence Matthews
Phone Number	(419) 358-3409
Email	finaid@bluffton.edu
CSS Financial Aid Profile	No
Institutional Financial Aid Form	No
Application Deadline	May 1
Financial Aid Award Announcement	Rolling
Scholarship Info	www.bluffton.edu/admissions/financialaid/scholarships/

Athletics:

Athletic Division	NCAA III
Athletic Scholarships	No

Learning Disabled Students:

LD Formal Program Available	Yes
Limited Support Services Only	No

Other Information:

Can high school students enroll in CCP at your institution?	Yes
International Baccalaureate	Yes
ASL as foreign language credit	Yes

Cost for Academic Year 2022 - 2023:

Tuition	\$34,716
Room And Board	\$11,848
Required Fees	\$650
Total:	\$47,214
Average grant aid awarded to undergraduates (2021-2022)	Not provided

Contact Information:

Bluffton University

1 University Drive - Bluffton, OH 45817

Vice President for Enrollment Management: Robin Bowlus

Phone: (419) 358-3453 Fax: (419) 358-3081

E-mail: bowlusr@bluffton.edu Web: www.bluffton.edu



Fall 2021 Enrollment:

Full-time Undergraduates	2,010
Part-time Undergraduates	80
Total Undergraduate Enrollment	2,090
Total Graduate Professional Enrollment	730
Percentage Undergraduate Men	39%
Percentage Undergraduate Women	61%
Percentage Undergraduate Minorities	25%
Average Class Size	20
Student to Faculty Ratio	10:1

Fall 2021 Freshman profile:

Middle 50% ACT Composite	20-25
Middle 50% SAT Reading	510-640
Middle 50% SAT Math	490-620
Average Freshman GPA	3.63
Number in Freshman Class	424
% of Freshman Receiving Aid	100%
Average Financial Aid for Freshmen	\$35,352

Campus Life:

Religious Affiliation	Evangelical Lutheran Church
Campus Setting	Suburb:Large
Academic Calendar	Semester
Minority/Multicultural Programs	Yes
Contact:	odi@capital.edu
Student Organizations	Yes
Fraternities & Sororities	Yes
Intramural Sports	
Men	Yes
Women	Yes

Housing:

Guaranteed Housing if Matriculation Fee	
Paid by May 1	Yes
Percentage of Full-time Undergraduates	
Living on Campus	70%

Admission Information (2022-2023):

Early Decision	No
Apply by	N/A
Admission Notification by	N/A
Regular Admission	
Apply by	May 1
Admission Notification by	Rolling
Application Fee	\$0
Application Fee Waiver	Yes
Online Application Fee	\$0
Deferred Admission	Yes
Early Admission (after Junior Year)	No
Candidates Reply Date	May 1
Tuition Deposit	\$100

Financial Aid Information:

Director of Financial Aid	Molly Baumann
Phone Number	(614) 236-6798
Email	mbaumann@capital.edu
CSS Financial Aid Profile	No
Institutional Financial Aid Form	No
Application Deadline	February 1
Financial Aid Award Announcement	Rolling
Scholarship Info	www.capital.edu/finaid

Athletics:

Athletic Division	NCAA III
Athletic Scholarships	No

Learning Disabled Students:

LD Formal Program Available	No
Limited Support Services Only	Yes

Other Information:

Can high school students enroll in CCP at your institution?	No
International Baccalaureate	Yes
ASL as foreign language credit	Yes

Cost for Academic Year 2022 - 2023:

Tuition	\$39,900
Room And Board	\$12,308
Required Fees	\$450
Total:	\$52,658
Average grant aid awarded to undergraduates (2021-2022)	\$28,272

Contact Information:

Capital University

1 College and Main - Columbus, OH 43209

Assistant Vice President for Admissions: Emily Ragland

Phone: (614) 236-6101 Fax: (614) 236-7947

E-mail: admission@capital.edu Web: https://www.capital.edu/admission

Fall 2021 Enrollment:

Full-time Undergraduates	5,661
Part-time Undergraduates	131
Total Undergraduate Enrollment	5,792
Total Graduate Professional Enrollment	6,350
Percentage Undergraduate Men	53%
Percentage Undergraduate Women	47%
Percentage Undergraduate Minorities	53%
Average Class Size	29
Student to Faculty Ratio	9:1

Fall 2021 Freshman profile:

Middle 50% ACT Composite	32-35
Middle 50% SAT Reading	680-740
Middle 50% SAT Math	730-790
Average Freshman GPA	N/A
Number in Freshman Class	1606
% of Freshman Receiving Aid	90%
Average Financial Aid for Freshmen	\$38,333

Campus Life:

Religious Affiliation	N/A
Campus Setting	City: Large
Academic Calendar	Semester
Minority/Multicultural Programs	Yes
Contact:	Undergraduate Admission
Student Organizations	Yes
Fraternities & Sororities	Yes
Intramural Sports	
Men	Yes
Women	Yes

Housing:

Guaranteed Housing if Matriculation Fee	
Paid by May 1	Yes
Percentage of Full-time Undergraduates	
Living on Campus	80%

Admission Information (2022-2023):

Early Decision	Yes
Apply by	November 1
Admission Notification by	December 15
Regular Admission	
Apply by	January 15
Admission Notification by	March 20
Application Fee	\$70
Application Fee Waiver	Yes
Online Application Fee	\$70
Deferred Admission	Yes
Early Admission (after Junior Year)	Rarely
Candidates Reply Date	May 1
Tuition Deposit	\$500

Financial Aid Information:

Director of Financial Aid	Venus Puliafico
Phone Number	(216) 368-4530
Email	financialaid@case.edu
CSS Financial Aid Profile	Yes
Institutional Financial Aid Form	No
Application Deadline	January 15
Financial Aid Award Announcement	Rolling
Scholarship Info	financialaid.case.edu

Athletics:

Athletic Division	NCAA III
Athletic Scholarships	No

Learning Disabled Students:

LD Formal Program Available	No
Limited Support Services Only	Yes

Other Information:

Can high school students enroll in CCP at your institution?	Yes
International Baccalaureate	Yes
ASL as foreign language credit	No

Cost for Academic Year 2022 - 2023:

Tuition	\$61,040
Room And Board	\$17,220
Required Fees	\$4,500
Total:	\$82,760
Average grant aid awarded to undergraduates (2021-2022)	Not provided

Contact Information:

Case Western Reserve University
11318 Bellflower - Cleveland, OH 44106-7055
Director of Undergraduate Admission: Robert McCullough
Phone: (216) 368-4450 Fax: (216) 368-5111
E-mail: admission@case.edu Web: case.edu/admission/



Fall 2021 Enrollment:

Full-time Undergraduates	3,597
Part-time Undergraduates	594
Total Undergraduate Enrollment	4,191
Total Graduate Professional Enrollment	452
Percentage Undergraduate Men	45%
Percentage Undergraduate Women	55%
Percentage Undergraduate Minorities	7%
Average Class Size	20
Student to Faculty Ratio	15:1

Fall 2021 Freshman profile:

Middle 50% ACT Composite	22-29
Middle 50% SAT Reading	580-680
Middle 50% SAT Math	540-670
Average Freshman GPA	3.85
Number in Freshman Class	970
% of Freshman Receiving Aid	100%
Average Financial Aid for Freshmen	\$21,823

Campus Life:

Religious Affiliation	Baptist
Campus Setting	Town:Fringe
Academic Calendar	Semester
Minority/Multicultural Programs	Yes
Contact:	Matthew Dearden
Student Organizations	Yes
Fraternities & Sororities	No
Intramural Sports	
Men	Yes
Women	Yes

Housing:

Guaranteed Housing if Matriculation Fee	
Paid by May 1	Yes
Percentage of Full-time Undergraduates	
Living on Campus	75%

Admission Information (2022-2023):

Early Decision	N/A
Apply by	N/A
Admission Notification by	N/A
Regular Admission	
Apply by	
Admission Notification by	Rolling
Application Fee	\$30
Application Fee Waiver	Yes
Online Application Fee	\$30
Deferred Admission	Yes
Early Admission (after Junior Year)	Yes
Candidates Reply Date	May 1
Tuition Deposit	\$250

Financial Aid Information:

Director of Financial Aid	Mr. Kim Jenerette
Phone Number	(937) 766-7866
Email	finaid@cedarville.edu
CSS Financial Aid Profile	No
Institutional Financial Aid Form	No
Application Deadline	None
Financial Aid Award Announcement	Rolling
Scholarship Info	www.cedarville.edu/scholarships

Athletics:

Athletic Division	NCAA II
Athletic Scholarships	Yes

Learning Disabled Students:

LD Formal Program Available	No
Limited Support Services Only	Yes

Other Information:

Can high school students enroll in CCP at your institution?	Yes
International Baccalaureate	Yes
ASL as foreign language credit	No

Cost for Academic Year 2022 - 2023:

Tuition	\$34,498
Room And Board	\$8,400
Required Fees	\$200
Total:	\$43,098
Average grant aid awarded to undergraduates (2021-2022)	\$20,150

Contact Information: Cedarville University

251 North Main Street - Cedarville, OH 45314
 Associate Vice President for Enrollment Management: Matthew Dearden
 Phone: (937) 766-7700 Fax: (937) 766-7575
 E-mail: mdearden@cedarville.edu Web: www.cedarville.edu/admissions



Fall 2021 Enrollment:	
Full-time Undergraduates	608
Part-time Undergraduates	271
Total Undergraduate Enrollment	879
Total Graduate Professional Enrollment	
Percentage Undergraduate Men	8%
Percentage Undergraduate Women	92%
Percentage Undergraduate Minorities	21%
Average Class Size	21
Student to Faculty Ratio	12:1

Fall 2021 Freshman profile:	
Middle 50% ACT Composite	18-22
Middle 50% SAT Reading	520-520
Middle 50% SAT Math	440-440
Average Freshman GPA	3.38
Number in Freshman Class	66
% of Freshman Receiving Aid	100%
Average Financial Aid for Freshmen	\$13,347

Campus Life:	
Religious Affiliation	N/A
Campus Setting	City:Large
Academic Calendar	Semester
Minority/Multicultural Programs	Yes
Contact:	Cidnei Lewis
Student Organizations	Yes
Fraternities & Sororities	No
Intramural Sports	
Men	No
Women	No

Housing:	
Guaranteed Housing if Matriculation Fee	
Paid by May 1	N/A
Percentage of Full-time Undergraduates	
Living on Campus	0%

Admission Information (2022-2023):

Early Decision	Yes
Apply by	December
Admission Notification by	Varies
Regular Admission	
Apply by	May
Admission Notification by	Varies
Application Fee	\$0
Application Fee Waiver	N/A
Online Application Fee	\$0
Deferred Admission	No
Early Admission (after Junior Year)	No
Candidates Reply Date	
Tuition Deposit	\$200

Financial Aid Information:

Director of Financial Aid	Timothy Ring
Phone Number	(513) 585-2401
Email	timothy.ring@thechristcollege.edu
CSS Financial Aid Profile	No
Institutional Financial Aid Form	No
Application Deadline	July
Financial Aid Award Announcement	Varies
Scholarship Info	www.thechristcollege.edu/scholarships

Athletics:

Athletic Division	N/A
Athletic Scholarships	No

Learning Disabled Students:

LD Formal Program Available	No
Limited Support Services Only	Yes

Other Information:

Can high school students enroll in CCP at your institution?	No
International Baccalaureate	Yes
ASL as foreign language credit	No

Cost for Academic Year 2022 - 2023:

Tuition	\$18,400
Room And Board	\$0
Required Fees	\$1,345
Total:	\$19,745
Average grant aid awarded to undergraduates (2021-2022)	\$3,050

Contact Information:

The Christ College of Nursing & Health Sciences
 2139 Auburn Avenue - Cincinnati, OH 45219-2989
 Director of Enrollment Services: Ryan Boyd
 Phone: (513) 585-0405 Fax: (513) 585-3540

E-mail: admissions@thechristcollege.edu Web: www.thechristcollege.edu



Cleveland Institute of Art Creativity Matters

Fall 2021 Enrollment:

Full-time Undergraduates	570
Part-time Undergraduates	10
Total Undergraduate Enrollment	580
Total Graduate Professional Enrollment	
Percentage Undergraduate Men	27%
Percentage Undergraduate Women	73%
Percentage Undergraduate Minorities	32%
Average Class Size	14
Student to Faculty Ratio	9:1

Fall 2021 Freshman profile:

Middle 50% ACT Composite	19-26
Middle 50% SAT Reading	540-680
Middle 50% SAT Math	500-590
Average Freshman GPA	3.2
Number in Freshman Class	138
% of Freshman Receiving Aid	100%
Average Financial Aid for Freshmen	\$31,149

Campus Life:

Religious Affiliation	N/A
Campus Setting	City:Large
Academic Calendar	Semester
Minority/Multicultural Programs	Yes
Contact:	Dr. Jesse Grant
Student Organizations	Yes
Fraternities & Sororities	Yes
Intramural Sports	
Men	Yes
Women	Yes

Housing:

Guaranteed Housing if Matriculation Fee	
Paid by May 1	Yes
Percentage of Full-time Undergraduates	
Living on Campus	47%

Admission Information (2022-2023):

Early Decision	No
Apply by	N/A
Admission Notification by	N/A
Regular Admission	
Apply by	March 1
Admission Notification by	April 1
Application Fee	\$0
Application Fee Waiver	N/A
Online Application Fee	\$0
Deferred Admission	Yes
Early Admission (after Junior Year)	Rarely
Candidates Reply Date	May 1
Tuition Deposit	\$300

Financial Aid Information:

Director of Financial Aid	Marlon Jones, Jr
Phone Number	(216) 421-7424
Email	financialaid@cia.edu
CSS Financial Aid Profile	No
Institutional Financial Aid Form	No
Application Deadline	3/15
Financial Aid Award Announcement	Rolling
Scholarship Info	www.cia.edu/admissions/financing-your-education

Athletics:

Athletic Division	N/A
Athletic Scholarships	No

Learning Disabled Students:

LD Formal Program Available	No
Limited Support Services Only	Yes

Other Information:

Can high school students enroll in CCP at your institution?	No
International Baccalaureate	No
ASL as foreign language credit	No

Cost for Academic Year 2022 - 2023:

Tuition	\$43,380
Room And Board	\$12,230
Required Fees	\$3,080
Total:	\$58,690
Average grant aid awarded to undergraduates (2021-2022)	Not provided

Contact Information:

The Cleveland Institute of Art
11610 Euclid Ave - Cleveland, OH 44106
Vice President, Enrollment Management + Marketing: Yvette Sobky Shaffer
Phone: (216) 421-7467 Fax: (216) 754-3634
E-mail: admissions@cia.edu Web: www.cia.edu/admissions



Fall 2021 Enrollment:

Full-time Undergraduates	962
Part-time Undergraduates	14
Total Undergraduate Enrollment	976
Total Graduate Professional Enrollment	24
Percentage Undergraduate Men	30%
Percentage Undergraduate Women	70%
Percentage Undergraduate Minorities	29%
Average Class Size	16
Student to Faculty Ratio	10:1

Fall 2021 Freshman profile:

Middle 50% ACT Composite	N/A
Middle 50% SAT Reading	N/A
Middle 50% SAT Math	N/A
Average Freshman GPA	3.280
Number in Freshman Class	192
% of Freshman Receiving Aid	100%
Average Financial Aid for Freshmen	\$27,674

Campus Life:

Religious Affiliation	N/A
Campus Setting	City: Large
Academic Calendar	Semester
Minority/Multicultural Programs	Yes
Contact:	Athena Sanders
Student Organizations	Yes
Fraternities & Sororities	No
Intramural Sports	
Men	No
Women	No

Housing:

Guaranteed Housing if Matriculation Fee	
Paid by May 1	Yes
Percentage of Full-time Undergraduates	
Living on Campus	41%

Admission Information (2022-2023):

Early Decision	No
Apply by	N/A
Admission Notification by	N/A
Regular Admission	
Apply by	Rolling
Admission Notification by	Rolling
Application Fee	50
Application Fee Waiver	On as-needed basis
Online Application Fee	\$50
Deferred Admission	Yes
Early Admission (after Junior Year)	No
Candidates Reply Date	May 1
Tuition Deposit	\$300

Financial Aid Information:

Director of Financial Aid	Laura Meek
Phone Number	(614) 222-4005
Email	lmeek@ccad.edu
CSS Financial Aid Profile	No
Institutional Financial Aid Form	No
Application Deadline	Rolling
Financial Aid Award Announcement	Rolling
Scholarship Info	www.ccad.edu/financialaid

Athletics:

Athletic Division	N/A
Athletic Scholarships	No

Learning Disabled Students:

LD Formal Program Available	No
Limited Support Services Only	Yes

Other Information:

Can high school students enroll in CCP at your institution?	No
International Baccalaureate	Yes
ASL as foreign language credit	No

Cost for Academic Year 2022 - 2023:

Tuition	\$37,650
Room And Board	\$11,000
Required Fees	\$500
Total:	\$49,150
Average grant aid awarded to undergraduates (2021-2022)	Not provided

Contact Information:

Columbus College of Art & Design
60 Cleveland Ave - Columbus, OH 43215
Phone: (614) 222-3261 Fax: (614) 232-8344
E-mail: admissions@ccad.edu Web: www.ccad.edu/admissions/



**University
of Dayton**

Fall 2021 Enrollment:

Full-time Undergraduates	8,285
Part-time Undergraduates	352
Total Undergraduate Enrollment	8,637
Total Graduate Professional Enrollment	3,334
Percentage Undergraduate Men	52%
Percentage Undergraduate Women	48%
Percentage Undergraduate Minorities	17%
Average Class Size	27
Student to Faculty Ratio	15:1

Fall 2021 Freshman profile:

Middle 50% ACT Composite	23-29
Middle 50% SAT Reading	570-660
Middle 50% SAT Math	560-670
Average Freshman GPA	3.76
Number in Freshman Class	2118
% of Freshman Receiving Aid	97%
Average Financial Aid for Freshmen	\$34,924

Campus Life:

Religious Affiliation	Roman Catholic
Campus Setting	City:Midsize
Academic Calendar	Semester
Minority/Multicultural Programs	Yes
Contact:	Merida Allen
Student Organizations	Yes
Fraternities & Sororities	Yes
Intramural Sports	
Men	Yes
Women	Yes

Housing:

Guaranteed Housing if Matriculation Fee	
Paid by May 1	Yes
Percentage of Full-time Undergraduates	
Living on Campus	85%

Admission Information (2022-2023):

Early Decision	No
Apply by	N/A
Admission Notification by	N/A
Regular Admission	
Apply by	February 1
Admission Notification by	Rolling/early action Feb 15
Application Fee	\$0
Application Fee Waiver	N/A
Online Application Fee	\$0
Deferred Admission	Yes
Early Admission (after Junior Year)	No
Candidates Reply Date	May 1
Tuition Deposit	\$400

Financial Aid Information:

Director of Financial Aid	Catherine Mix
Phone Number	(800) 427-5029
Email	finaid@udayton.edu
CSS Financial Aid Profile	No
Institutional Financial Aid Form	No
Application Deadline	Priority February 1
Financial Aid Award Announcement	Rolling/begin Feb 1
Scholarship Info	www.udayton.edu/apply/undergraduate/cost/index.php

Athletics:

Athletic Division	NCAA I
Athletic Scholarships	Yes

Learning Disabled Students:

LD Formal Program Available	Yes
Limited Support Services Only	Yes

Other Information:

Can high school students enroll in CCP at your institution?	No
International Baccalaureate	Yes
ASL as foreign language credit	Yes

Cost for Academic Year 2022 - 2023:

Tuition	\$46,170
Room And Board	\$15,300
Required Fees	\$0
Total:	\$61,470
Average grant aid awarded to undergraduates (2021-2022)	Not provided

Contact Information:

University of Dayton

300 College Park - Dayton, OH 45469

AVP, Strategic Enrollment Mngmt., Dean of Admission: Donnell Wiggins

Phone: (937) 229-4411 Fax: (937) 229-5111

E-mail: admission@udayton.edu Web: www.udayton.edu/admission/



Fall 2021 Enrollment:

Full-time Undergraduates	497
Part-time Undergraduates	32
Total Undergraduate Enrollment	529
Total Graduate Professional Enrollment	56
Percentage Undergraduate Men	60%
Percentage Undergraduate Women	40%
Percentage Undergraduate Minorities	33%
Average Class Size	11
Student to Faculty Ratio	11:1

Fall 2021 Freshman profile:

Middle 50% ACT Composite	17-23
Middle 50% SAT Reading	420-560
Middle 50% SAT Math	440-550
Average Freshman GPA	3.0
Number in Freshman Class	159
% of Freshman Receiving Aid	100%
Average Financial Aid for Freshmen	\$28,789

Campus Life:

Religious Affiliation	United Church of Christ
Campus Setting	Town:Distant
Academic Calendar	Semester
Minority/Multicultural Programs	Yes
Contact:	Mercedes Clay
Student Organizations	Yes
Fraternities & Sororities	Yes
Intramural Sports	
Men	Yes
Women	Yes

Housing:

Guaranteed Housing if Matriculation Fee	
Paid by May 1	Yes
Percentage of Full-time Undergraduates	
Living on Campus	53%

Admission Information (2022-2023):

Early Decision	No
Apply by	N/A
Admission Notification by	N/A
Regular Admission	
Apply by	August 15
Admission Notification by	Rolling
Application Fee	\$0
Application Fee Waiver	N/A
Online Application Fee	\$0
Deferred Admission	Yes
Early Admission (after Junior Year)	No
Candidates Reply Date	May 1
Tuition Deposit	\$150

Financial Aid Information:

Director of Financial Aid	Janice Ivory
Phone Number	(419) 783-2376
Email	jivory@defiance.edu
CSS Financial Aid Profile	No
Institutional Financial Aid Form	No
Application Deadline	August 1
Financial Aid Award Announcement	Rolling
Scholarship Info	www.defiance.edu

Athletics:

Athletic Division	NCAA III
Athletic Scholarships	No

Learning Disabled Students:

LD Formal Program Available	Yes
Limited Support Services Only	Yes

Other Information:

Can high school students enroll in CCP at your institution?	Yes
International Baccalaureate	Yes
ASL as foreign language credit	No

Cost for Academic Year 2022 - 2023:

Tuition	\$34,556
Room And Board	\$11,042
Required Fees	\$772
Total:	\$46,370
Average grant aid awarded to undergraduates (2021-2022)	Not provided

Contact Information: Defiance College

701 North Clinton Street - Defiance, OH 43512
Interim Vice President of Enrollment Management: Agnes Caldwell
Phone: (419) 783-2586 Fax: (419) 783-2468

E-mail: acaldwell@defiance.edu Web: www.defiance.edu/admissions/index.html

DENISON

Fall 2021 Enrollment:

Full-time Undergraduates	2,307
Part-time Undergraduates	14
Total Undergraduate Enrollment	2,321
Total Graduate Professional Enrollment	
Percentage Undergraduate Men	48%
Percentage Undergraduate Women	52%
Percentage Undergraduate Minorities	25%
Average Class Size	16
Student to Faculty Ratio	9:1

Fall 2021 Freshman profile:

Middle 50% ACT Composite	28-32
Middle 50% SAT Reading	610-690
Middle 50% SAT Math	620-740
Average Freshman GPA	N/A
Number in Freshman Class	654
% of Freshman Receiving Aid	99%
Average Financial Aid for Freshmen	\$32,159

Campus Life:

Religious Affiliation	N/A
Campus Setting	Suburb:Small
Academic Calendar	Semester
Minority/Multicultural Programs	Yes
Contact:	Russell Morrow
Student Organizations	Yes
Fraternities & Sororities	Yes
Intramural Sports	
Men	Yes
Women	Yes

Housing:

Guaranteed Housing if Matriculation Fee	
Paid by May 1	Yes
Percentage of Full-time Undergraduates	
Living on Campus	99%

Admission Information (2022-2023):

Early Decision	Yes
Apply by	Nov 15 / Jan 15
Admission Notification by	Dec 15 / Feb 15
Regular Admission	
Apply by	January 15
Admission Notification by	Mid-March
Application Fee	\$0
Application Fee Waiver	N/A
Online Application Fee	\$0
Deferred Admission	Yes
Early Admission (after Junior Year)	No
Candidates Reply Date	May 1
Tuition Deposit	\$500

Financial Aid Information:

Director of Financial Aid	Kimberly Showman
Phone Number	(740) 587-6276
Email	finaid@denison.edu
CSS Financial Aid Profile	Yes
Institutional Financial Aid Form	No
Application Deadline	Nov 15 / Jan 15
Financial Aid Award Announcement	With admission offer
Scholarship Info	https://denison.edu/campus/finances/types-of-scholarships-aid

Athletics:

Athletic Division	NCAA Division III
Athletic Scholarships	No

Learning Disabled Students:

LD Formal Program Available	No
Limited Support Services Only	Yes

Other Information:

Can high school students enroll in CCP at your institution?	No
International Baccalaureate	Yes
ASL as foreign language credit	No

Cost for Academic Year 2022 - 2023:

Tuition	\$60,000
Room And Board	\$14,400
Required Fees	\$0
Total:	\$74,400
Average grant aid awarded to undergraduates (2021-2022)	Not provided

Contact Information:

Denison University
100 West College Street - Granville, OH 43023
Vice President for Enrollment Management: Gregory Sneed
Phone: (740) 587-6624

E-mail: admission@denison.edu Web: www.denison.edu/admission/



Fall 2021 Enrollment:

Full-time Undergraduates	2,164
Part-time Undergraduates	1,614
Total Undergraduate Enrollment	3,778
Total Graduate Professional Enrollment	1,033
Percentage Undergraduate Men	36%
Percentage Undergraduate Women	64%
Percentage Undergraduate Minorities	13%
Average Class Size	16
Student to Faculty Ratio	13:1

Fall 2021 Freshman profile:

Middle 50% ACT Composite	19-26
Middle 50% SAT Reading	510-613
Middle 50% SAT Math	500-600
Average Freshman GPA	3.70
Number in Freshman Class	644
% of Freshman Receiving Aid	100%
Average Financial Aid for Freshmen	\$28,964

Campus Life:

Religious Affiliation	Church of God
Campus Setting	Town:Distant
Academic Calendar	Semester
Minority/Multicultural Programs	Yes
Contact:	Christopher Sippel
Student Organizations	Yes
Fraternities & Sororities	Yes
Intramural Sports	
Men	Yes
Women	Yes

Housing:

Guaranteed Housing if Matriculation Fee	
Paid by May 1	Yes
Percentage of Full-time Undergraduates	
Living on Campus	80%

Admission Information (2022-2023):

Early Decision	No
Apply by	N/A
Admission Notification by	N/A
Regular Admission	
Apply by	N/A
Admission Notification by	Rolling
Application Fee	\$0
Application Fee Waiver	N/A
Online Application Fee	\$0
Deferred Admission	Yes
Early Admission (after Junior Year)	No
Candidates Reply Date	May 1
Tuition Deposit	\$100

Financial Aid Information:

Director of Financial Aid	Joseph Spencer
Phone Number	(419) 434-4791
Email	finaid@findlay.edu
CSS Financial Aid Profile	No
Institutional Financial Aid Form	No
Application Deadline	Rolling
Financial Aid Award Announcement	Rolling
Scholarship Info	www.findlay.edu/financial-aid

Athletics:

Athletic Division	NCAA II
Athletic Scholarships	Yes

Learning Disabled Students:

LD Formal Program Available	No
Limited Support Services Only	Yes

Other Information:

Can high school students enroll in CCP at your institution?	Yes
International Baccalaureate	Yes
ASL as foreign language credit	Yes

Cost for Academic Year 2022 - 2023:

Tuition	\$36,236
Room And Board	\$10,720
Required Fees	\$1,660
Total:	\$48,616
Average grant aid awarded to undergraduates (2021-2022)	\$22,659

Contact Information:

The University of Findlay
1000 N. Main St - Findlay, OH 45840
Director of Undergraduate and Transfer Admissions: Shawn Jordan
Phone: (419) 434-4890 Fax: (419) 434-4898
E-mail: jordan@findlay.edu Web: www.findlay.edu/admissions



Admission Information (2022-2023):

Early Decision	No
Apply by	N/A
Admission Notification by	N/A
Regular Admission	
Apply by	Dec 1 - Recommended
Admission Notification by	Rolling
Application Fee	\$0
Application Fee Waiver	N/A
Online Application Fee	\$0
Deferred Admission	Yes
Early Admission (after Junior Year)	No
Candidates Reply Date	N/A
Tuition Deposit	\$500

Financial Aid Information:

Director of Financial Aid	Jody Peeler
Phone Number	(740) 283-6226
Email	jpeeler@franciscan.edu
CSS Financial Aid Profile	No
Institutional Financial Aid Form	No
Application Deadline	None
Financial Aid Award Announcement	Rolling
Scholarship Info	www.franciscan.edu/scholarships/

Athletics:

Athletic Division	NCAA III
Athletic Scholarships	No

Learning Disabled Students:

LD Formal Program Available	No
Limited Support Services Only	Yes

Other Information:

Can high school students enroll in CCP at your institution?	No
International Baccalaureate	Yes
ASL as foreign language credit	No

Cost for Academic Year 2022 - 2023:

Tuition	\$30,620
Room And Board	\$9,390
Required Fees	\$460
Total:	\$40,470
Average grant aid awarded to undergraduates (2021-2022)	\$18,354

Fall 2021 Enrollment:

Full-time Undergraduates	2,301
Part-time Undergraduates	309
Total Undergraduate Enrollment	2,610
Total Graduate Professional Enrollment	805
Percentage Undergraduate Men	42%
Percentage Undergraduate Women	58%
Percentage Undergraduate Minorities	24%
Average Class Size	0
Student to Faculty Ratio	16:1

Fall 2021 Freshman profile:

Middle 50% ACT Composite	22-28
Middle 50% SAT Reading	560-670
Middle 50% SAT Math	540-640
Average Freshman GPA	3.84
Number in Freshman Class	573
% of Freshman Receiving Aid	99%
Average Financial Aid for Freshmen	\$19,797

Campus Life:

Religious Affiliation	Roman Catholic
Campus Setting	City:Small
Academic Calendar	Semester
Minority/Multicultural Programs	No

Contact:

Student Organizations	Yes
Fraternities & Sororities	No
Intramural Sports	
Men	Yes
Women	Yes

Housing:

Guaranteed Housing if Matriculation Fee Paid by May 1	No
Percentage of Full-time Undergraduates Living on Campus	82%

Contact Information:

Franciscan University of Steubenville
1235 University Blvd - Steubenville, OH 43952
Director of Admissions: Mark Hanrahan
Phone: (740) 283-6860 Fax: (740) 284-5456

E-mail: mhanrahan@franciscan.edu Web: www.franciscan.edu/admissions



Fall 2021 Enrollment:

Full-time Undergraduates	1,430
Part-time Undergraduates	3,310
Total Undergraduate Enrollment	4,740
Total Graduate Professional Enrollment	2075
Percentage Undergraduate Men	40%
Percentage Undergraduate Women	60%
Percentage Undergraduate Minorities	32%
Average Class Size	12
Student to Faculty Ratio	12:1

Fall 2021 Freshman profile:

Middle 50% ACT Composite	N/A
Middle 50% SAT Reading	N/A
Middle 50% SAT Math	N/A
Average Freshman GPA	3.04
Number in Freshman Class	13
% of Freshman Receiving Aid	95%
Average Financial Aid for Freshmen	\$23,610

Campus Life:

Religious Affiliation	N/A
Campus Setting	City: Large
Academic Calendar	Trimester
Minority/Multicultural Programs	No
Contact:	N/A
Student Organizations	Yes
Fraternities & Sororities	No
Intramural Sports	
Men	N/A
Women	N/A

Housing:

Guaranteed Housing if Matriculation Fee	
Paid by May 1	N/A
Percentage of Full-time Undergraduates	
Living on Campus	0%

Admission Information (2022-2023):

Early Decision	No
Apply by	N/A
Admission Notification by	N/A
Regular Admission	
Apply by	Rolling
Admission Notification by	Rolling
Application Fee	\$0
Application Fee Waiver	N/A
Online Application Fee	\$0
Deferred Admission	Yes
Early Admission (after Junior Year)	N/A
Candidates Reply Date	N/A
Tuition Deposit	\$0

Financial Aid Information:

Director of Financial Aid	Lea Mederer
Phone Number	(614) 947-6518
Email	finaid@franklin.edu
CSS Financial Aid Profile	No
Institutional Financial Aid Form	No
Application Deadline	Rolling
Financial Aid Award Announcement	Rolling
Scholarship Info	www.franklin.edu

Athletics:

Athletic Division	N/A
Athletic Scholarships	No

Learning Disabled Students:

LD Formal Program Available	No
Limited Support Services Only	Yes

Other Information:

Can high school students enroll in CCP at your institution?	Yes
International Baccalaureate	Yes
ASL as foreign language credit	No

Cost for Academic Year 2022 - 2023:

Tuition	\$9,552
Room And Board	\$15,046
Required Fees	\$25
Total:	\$24,623
Average grant aid awarded to undergraduates (2021-2022)	Not provided

Contact Information: Franklin University

201 S. Grant Avenue - Columbus, OH 43215
Director of Admissions: Rachel Dunphy
Phone: (614) 947-6692 Fax: (614) 947-6744

E-mail: rachel.dunphy@franklin.edu Web: www.franklin.edu



Fall 2021 Enrollment:

Full-time Undergraduates	129
Part-time Undergraduates	176
Total Undergraduate Enrollment	305
Total Graduate Professional Enrollment	
Percentage Undergraduate Men	6%
Percentage Undergraduate Women	94%
Percentage Undergraduate Minorities	24%
Average Class Size	27
Student to Faculty Ratio	7:1

Fall 2021 Freshman profile:

Middle 50% ACT Composite	19-22
Middle 50% SAT Reading	N/A
Middle 50% SAT Math	N/A
Average Freshman GPA	3.01
Number in Freshman Class	20
% of Freshman Receiving Aid	60%
Average Financial Aid for Freshmen	\$10,731

Campus Life:

Religious Affiliation	Roman Catholic
Campus Setting	City:Large
Academic Calendar	Semester
Minority/Multicultural Programs	No
Contact:	
Student Organizations	Yes
Fraternities & Sororities	No
Intramural Sports	
Men	No
Women	No

Housing:

Guaranteed Housing if Matriculation Fee	
Paid by May 1	N/A
Percentage of Full-time Undergraduates	
Living on Campus	0%

Admission Information (2022-2023):

Early Decision	No
Apply by	N/A
Admission Notification by	N/A
Regular Admission	
Apply by	3rd Monday in July for Fall and 2nd Monday in December for Spring
Admission Notification by	Rolling
Application Fee	\$50
Application Fee Waiver	On as-needed basis
Online Application Fee	\$50
Deferred Admission	Yes
Early Admission (after Junior Year)	No
Candidates Reply Date	7 Business Days From Acceptance
Tuition Deposit	\$200

Financial Aid Information:

Director of Financial Aid	Hing Malotke
Phone Number	(513) 862-3578
Email	hing.malotke@email.gscollege.edu
CSS Financial Aid Profile	No
Institutional Financial Aid Form	No
Application Deadline	April 1st
Financial Aid Award Announcement	September
Scholarship Info	www.gscollege.edu

Athletics:

Athletic Division	N/A
Athletic Scholarships	No

Learning Disabled Students:

LD Formal Program Available	No
Limited Support Services Only	Yes

Other Information:

Can high school students enroll in CCP at your institution?	Yes
International Baccalaureate	No
ASL as foreign language credit	No

Cost for Academic Year 2022 - 2023:

Tuition	\$20,124
Room And Board	\$0
Required Fees	\$840
Total:	\$20,964
Average grant aid awarded to undergraduates (2021-2022)	Not provided

Contact Information:

Good Samaritan College of Nursing and Health Science
375 Dixmyth Avenue - Cincinnati, OH 45220
Dean of Enrollment Management: Dr. Trent Hayes
Phone: (513) 862-1678 Fax: (513) 862-3572
E-mail: trent.hayes@email.gscollege.edu Web: www.gscollege.edu



Fall 2021 Enrollment:

Full-time Undergraduates	1,015
Part-time Undergraduates	39
Total Undergraduate Enrollment	1,054
Total Graduate Professional Enrollment	143
Percentage Undergraduate Men	51%
Percentage Undergraduate Women	49%
Percentage Undergraduate Minorities	18%
Average Class Size	17
Student to Faculty Ratio	15:1

Fall 2021 Freshman profile:

Middle 50% ACT Composite	19-24
Middle 50% SAT Reading	510-592
Middle 50% SAT Math	520-570
Average Freshman GPA	3.45
Number in Freshman Class	266
% of Freshman Receiving Aid	100%
Average Financial Aid for Freshmen	\$29,120

Campus Life:

Religious Affiliation	United Church of Christ
Campus Setting	Town:Distant
Academic Calendar	Semester
Minority/Multicultural Programs	Yes
Contact:	Chris Abrams
Student Organizations	Yes
Fraternities & Sororities	Yes
Intramural Sports	
Men	Yes
Women	Yes

Housing:

Guaranteed Housing if Matriculation Fee	
Paid by May 1	Yes
Percentage of Full-time Undergraduates	
Living on Campus	85%

Admission Information (2022-2023):

Early Decision	No
Apply by	N/A
Admission Notification by	N/A
Regular Admission	
Apply by	July 1
Admission Notification by	Rolling
Application Fee	\$0
Application Fee Waiver	N/A
Online Application Fee	\$0
Deferred Admission	No
Early Admission (after Junior Year)	Rarely
Candidates Reply Date	May 1
Tuition Deposit	\$250

Financial Aid Information:

Director of Financial Aid	Cathy H. Belfiore
Phone Number	(419) 448-2622
Email	financial-aid@heidelberg.edu
CSS Financial Aid Profile	No
Institutional Financial Aid Form	No
Application Deadline	May 15
Financial Aid Award Announcement	Rolling
Scholarship Info	https://www.heidelberg.edu/admission-aid/financial-aid

Athletics:

Athletic Division	NCAA III
Athletic Scholarships	No

Learning Disabled Students:

LD Formal Program Available	No
Limited Support Services Only	Yes

Other Information:

Can high school students enroll in CCP at your institution?	Yes
International Baccalaureate	Yes
ASL as foreign language credit	Yes

Cost for Academic Year 2022 - 2023:

Tuition	\$32,900
Room And Board	\$11,270
Required Fees	\$700
Total:	\$44,870
Average grant aid awarded to undergraduates (2021-2022)	Not provided

Contact Information:

Heidelberg University
310 East Market Street - Tiffin, OH 44883
Director of Admission: Sara Rowlinson
Phone: (419) 448-2343 Fax: (419) 448-2334

E-mail: srowlins@heidelberg.edu Web: www.heidelberg.edu/admissions



Fall 2021 Enrollment:

Full-time Undergraduates	788
Part-time Undergraduates	527
Total Undergraduate Enrollment	1315
Total Graduate Professional Enrollment	20
Percentage Undergraduate Men	45%
Percentage Undergraduate Women	55%
Percentage Undergraduate Minorities	34%
Average Class Size	13
Student to Faculty Ratio	13:1

Fall 2021 Freshman profile:

Middle 50% ACT Composite	N/A
Middle 50% SAT Reading	N/A
Middle 50% SAT Math	N/A
Average Freshman GPA	3.37
Number in Freshman Class	236
% of Freshman Receiving Aid	100%
Average Financial Aid for Freshmen	\$37,837

Campus Life:

Religious Affiliation	N/A
Campus Setting	Town:Fringe
Academic Calendar	Semester
Minority/Multicultural Programs	Yes
Contact:	Detra West
Student Organizations	Yes
Fraternities & Sororities	Yes
Intramural Sports	
Men	Yes
Women	Yes

Housing:

Guaranteed Housing if Matriculation Fee	
Paid by May 1	Yes
Percentage of Full-time Undergraduates	
Living on Campus	86%

Admission Information (2022-2023):

Early Decision	No
Apply by	N/A
Admission Notification by	N/A
Regular Admission	
Apply by	July 1
Admission Notification by	Rolling
Application Fee	\$0
Application Fee Waiver	N/A
Online Application Fee	\$0
Deferred Admission	Yes
Early Admission (after Junior Year)	No
Candidates Reply Date	May 1
Tuition Deposit	\$200

Financial Aid Information:

Director of Financial Aid	Andrea Lehman
Phone Number	(330) 569-5107
Email	sfs@hiram.edu
CSS Financial Aid Profile	Optional, Profile or Institutional
Institutional Financial Aid Form	No
Application Deadline	Ongoing
Financial Aid Award Announcement	December 1
Scholarship Info	www.hiram.edu/admission/financial-aid

Athletics:

Athletic Division	NCAA III
Athletic Scholarships	No

Learning Disabled Students:

LD Formal Program Available	No
Limited Support Services Only	Yes

Other Information:

Can high school students enroll in CCP at your institution?	Yes
International Baccalaureate	Yes
ASL as foreign language credit	Yes

Cost for Academic Year 2022 - 2023:

Tuition	\$25,500
Room And Board	\$10,600
Required Fees	\$0
Total:	\$36,100
Average grant aid awarded to undergraduates (2021-2022)	\$17,577

Contact Information:

Hiram College
P.O. Box 96 - Hiram, OH 44234
Director of Admission: Jana Willan
Phone: (330) 569-5178 Fax: (330) 569-5944
E-mail: willajn@hiram.edu Web: www.hiram.edu/admission



Fall 2021 Enrollment:	
Full-time Undergraduates	2,591
Part-time Undergraduates	69
Total Undergraduate Enrollment	2,660
Total Graduate Professional Enrollment	511
Percentage Undergraduate Men	55%
Percentage Undergraduate Women	45%
Percentage Undergraduate Minorities	13%
Average Class Size	21
Student to Faculty Ratio	13:1

Fall 2021 Freshman profile:	
Middle 50% ACT Composite	24-30
Middle 50% SAT Reading	570-670
Middle 50% SAT Math	550-670
Average Freshman GPA	3.68
Number in Freshman Class	586
% of Freshman Receiving Aid	99%
Average Financial Aid for Freshmen	\$33,950

Campus Life:	
Religious Affiliation	Roman Catholic
Campus Setting	Suburb:Large
Academic Calendar	Semester
Minority/Multicultural Programs	Yes
Contact:	Selen Zarrelli
Student Organizations	Yes
Fraternities & Sororities	Yes
Intramural Sports	
Men	Yes
Women	Yes

Housing:	
Guaranteed Housing if Matriculation Fee	
Paid by May 1	Yes
Percentage of Full-time Undergraduates	
Living on Campus	46%

Admission Information (2022-2023):

Early Decision	No
Apply by	N/A
Admission Notification by	N/A
Regular Admission	
Apply by	February 1
Admission Notification by	Rolling
Application Fee	\$0
Application Fee Waiver	N/A
Online Application Fee	\$0
Deferred Admission	Yes
Early Admission (after Junior Year)	Rarely
Candidates Reply Date	May 1
Tuition Deposit	\$300

Financial Aid Information:

Director of Financial Aid	Claudia Wenzel
Phone Number	(216) 397-4248
Email	enrollment@jcu.edu
CSS Financial Aid Profile	No
Institutional Financial Aid Form	No
Application Deadline	December 1
Financial Aid Award Announcement	Rolling
Scholarship Info	https://go.jcu.edu/scholarships

Athletics:

Athletic Division	NCAA III
Athletic Scholarships	No

Learning Disabled Students:

LD Formal Program Available	No
Limited Support Services Only	Yes

Other Information:

Can high school students enroll in CCP at your institution?	No
International Baccalaureate	Yes
ASL as foreign language credit	No

Cost for Academic Year 2022 - 2023:

Tuition	\$45,490
Room And Board	\$13,200
Required Fees	\$1,800
Total:	\$60,490
Average grant aid awarded to undergraduates (2021-2022)	\$33,000

Contact Information:

John Carroll University
 1 John Carroll Boulevard - University Heights, OH 44118
 Vice President for Enrollment: Ray Brown
 Phone: (216) 397-4296 Fax: (216) 397-4981
 E-mail: admission@jcu.edu Web: <https://jcu.edu/admission>

Kenyon College

Fall 2021 Enrollment:

Full-time Undergraduates	1,868
Part-time Undergraduates	7
Total Undergraduate Enrollment	1,875
Total Graduate Professional Enrollment	
Percentage Undergraduate Men	46%
Percentage Undergraduate Women	54%
Percentage Undergraduate Minorities	22%
Average Class Size	15
Student to Faculty Ratio	9:1

Fall 2021 Freshman profile:

Middle 50% ACT Composite	31-34
Middle 50% SAT Reading	680-750
Middle 50% SAT Math	660-750
Average Freshman GPA	3.94
Number in Freshman Class	508
% of Freshman Receiving Aid	74%
Average Financial Aid for Freshmen	\$34,684

Campus Life:

Religious Affiliation	N/A
Campus Setting	Town:Distant
Academic Calendar	Semester
Minority/Multicultural Programs	Yes
Contact:	Chris Kennerly
Student Organizations	Yes
Fraternities & Sororities	Yes
Intramural Sports	
Men	Yes
Women	Yes

Housing:

Guaranteed Housing if Matriculation Fee	
Paid by May 1	Yes
Percentage of Full-time Undergraduates	
Living on Campus	100%

Admission Information (2022-2023):

Early Decision	Yes
Apply by	Nov 15 or Jan 15
Admission Notification by	Dec 15 or Feb 1
Regular Admission	
Apply by	Jan 15
Admission Notification by	Apr 1
Application Fee	\$0
Application Fee Waiver	N/A
Online Application Fee	\$0
Deferred Admission	Yes
Early Admission (after Junior Year)	No
Candidates Reply Date	May 1
Tuition Deposit	\$350

Financial Aid Information:

Director of Financial Aid	Craig Slaughter
Phone Number	(740) 427-5430
Email	finaid@kenyon.edu
CSS Financial Aid Profile	Yes
Institutional Financial Aid Form	No
Application Deadline	Nov. 15 (Early Decision) or Jan. 15 (Regular)
Financial Aid Award Announcement	April 1
Scholarship Info	www.kenyon.edu/scholarships

Athletics:

Athletic Division	NCAA III
Athletic Scholarships	No

Learning Disabled Students:

LD Formal Program Available	No
Limited Support Services Only	Yes

Other Information:

Can high school students enroll in CCP at your institution?	No
International Baccalaureate	Yes
ASL as foreign language credit	No

Cost for Academic Year 2022 - 2023:

Tuition	\$66,240
Room And Board	\$13,610
Required Fees	\$250
Total:	\$80,100
Average grant aid awarded to undergraduates (2021-2022)	Not provided

Contact Information:

Kenyon College
106 College Park Drive - Gambier, OH 43022
Dean of Admissions and Financial Aid: Diane Anci
Phone: (740) 427-5776 Fax: (740) 427-5770

E-mail: admissions@kenyon.edu Web: www.kenyon.edu/admissions-aid/how-to-apply/



Fall 2021 Enrollment:

Full-time Undergraduates	393
Part-time Undergraduates	224
Total Undergraduate Enrollment	617
Total Graduate Professional Enrollment	194
Percentage Undergraduate Men	16%
Percentage Undergraduate Women	84%
Percentage Undergraduate Minorities	17%
Average Class Size	16
Student to Faculty Ratio	12:1

Fall 2021 Freshman profile:

Middle 50% ACT Composite	18-22
Middle 50% SAT Reading	N/A
Middle 50% SAT Math	N/A
Average Freshman GPA	3.56
Number in Freshman Class	63
% of Freshman Receiving Aid	87%
Average Financial Aid for Freshmen	\$13,913

Campus Life:

Religious Affiliation	Seventh Day Adventists
Campus Setting	City:Small
Academic Calendar	Semester
Minority/Multicultural Programs	No
Contact:	N/A
Student Organizations	Yes
Fraternities & Sororities	N/A
Intramural Sports	
Men	Yes
Women	Yes

Housing:

Guaranteed Housing if Matriculation Fee	
Paid by May 1	No
Percentage of Full-time Undergraduates	
Living on Campus	20%

Admission Information (2022-2023):

Early Decision	No
Apply by	N/A
Admission Notification by	N/A
Regular Admission	
Apply by	Rolling
Admission Notification by	Rolling
Application Fee	\$15
Application Fee Waiver	On as-needed basis
Online Application Fee	\$0
Deferred Admission	Yes
Early Admission (after Junior Year)	Yes
Candidates Reply Date	10 days after acceptance
Tuition Deposit	Varies

Financial Aid Information:

Director of Financial Aid	Kim Rawlins
Phone Number	(800) 433-5262
Email	kim.rawlins@kc.edu
CSS Financial Aid Profile	No
Institutional Financial Aid Form	No
Application Deadline	Priority
Financial Aid Award Announcement	January
Scholarship Info	kc.edu/admissions/financial-aid

Athletics:

Athletic Division	N/A
Athletic Scholarships	No

Learning Disabled Students:

LD Formal Program Available	No
Limited Support Services Only	No

Other Information:

Can high school students enroll in CCP at your institution?	No
International Baccalaureate	No
ASL as foreign language credit	No

Cost for Academic Year 2022 - 2023:

Tuition	\$18,941
Room And Board	\$4,612
Required Fees	\$1,026
Total:	\$24,579
Average grant aid awarded to undergraduates (2021-2022)	Not provided

Contact Information:

Kettering College
3737 Southern Blvd. - Kettering, OH 45429
Director of Admissions: Katrina Hill
Phone: (937) 395-8601 Fax: (937) 395-8153
E-mail: katrina.hill@kc.edu Web: kc.edu/admissions/



Admission Information (2022-2023):

Early Decision	No
Apply by	N/A
Admission Notification by	N/A
Regular Admission	
Apply by	Rolling
Admission Notification by	Rolling
Application Fee	\$0
Application Fee Waiver	N/A
Online Application Fee	\$0
Deferred Admission	Yes
Early Admission (after Junior Year)	Yes
Candidates Reply Date	Prefer by May 1
Tuition Deposit	\$200

Financial Aid Information:

Director of Financial Aid	Tricia Pangonis
Phone Number	(440) 375-7102
Email	tpangonis@lec.edu
CSS Financial Aid Profile	No
Institutional Financial Aid Form	No
Application Deadline	Rolling rec. March 1
Financial Aid Award Announcement	Rolling
Scholarship Info	https://www.lec.edu/scholarships

Athletics:

Athletic Division	NCAA II
Athletic Scholarships	Yes

Learning Disabled Students:

LD Formal Program Available	No
Limited Support Services Only	Yes

Other Information:

Can high school students enroll in CCP at your institution?	Yes
International Baccalaureate	No
ASL as foreign language credit	Yes

Cost for Academic Year 2022 - 2023:

Tuition	\$33,588
Room And Board	\$10,842
Required Fees	\$0
Total:	\$44,430
Average grant aid awarded to undergraduates (2021-2022)	Not provided

Fall 2021 Enrollment:

Full-time Undergraduates	612
Part-time Undergraduates	114
Total Undergraduate Enrollment	726
Total Graduate Professional Enrollment	194
Percentage Undergraduate Men	54%
Percentage Undergraduate Women	46%
Percentage Undergraduate Minorities	28%
Average Class Size	15
Student to Faculty Ratio	13:1

Fall 2021 Freshman profile:

Middle 50% ACT Composite	17-23
Middle 50% SAT Reading	450-570
Middle 50% SAT Math	455-560
Average Freshman GPA	3.08
Number in Freshman Class	186
% of Freshman Receiving Aid	99.5%
Average Financial Aid for Freshmen	\$30,912

Campus Life:

Religious Affiliation	N/A
Campus Setting	Suburb:Large
Academic Calendar	Semester
Minority/Multicultural Programs	Yes
Contact:	Student Life Office
Student Organizations	Yes
Fraternities & Sororities	No
Intramural Sports	
Men	Yes
Women	Yes

Housing:

Guaranteed Housing if Matriculation Fee Paid by May 1	No
Percentage of Full-time Undergraduates Living on Campus	78%

Contact Information:

Lake Erie College
 391 West Washington Street - Painesville, OH 44077
 Director of Admissions: Ashley Mayse
 Phone: (440) 375-7053 Fax: (440) 375-7005
 E-mail: amayse@lec.edu Web: www.lec.edu/admissions



Fall 2021 Enrollment:

Full-time Undergraduates	734
Part-time Undergraduates	178
Total Undergraduate Enrollment	912
Total Graduate Professional Enrollment	200
Percentage Undergraduate Men	42%
Percentage Undergraduate Women	58%
Percentage Undergraduate Minorities	15%
Average Class Size	15
Student to Faculty Ratio	13:1

Fall 2021 Freshman profile:

Middle 50% ACT Composite	17-23
Middle 50% SAT Reading	519-521
Middle 50% SAT Math	439-441
Average Freshman GPA	3.28
Number in Freshman Class	169
% of Freshman Receiving Aid	99%
Average Financial Aid for Freshmen	\$22,709

Campus Life:

Religious Affiliation	Roman Catholic
Campus Setting	Suburb:Large
Academic Calendar	Semester
Minority/Multicultural Programs	Yes
Contact:	Tonya Colbert
Student Organizations	Yes
Fraternities & Sororities	No
Intramural Sports	
Men	Yes
Women	Yes

Housing:

Guaranteed Housing if Matriculation Fee	
Paid by May 1	Yes
Percentage of Full-time Undergraduates	
Living on Campus	78%

Admission Information (2022-2023):

Early Decision	No
Apply by	N/A
Admission Notification by	N/A
Regular Admission	
Apply by	June 1st
Admission Notification by	Rolling
Application Fee	\$0
Application Fee Waiver	Yes
Online Application Fee	\$0
Deferred Admission	No
Early Admission (after Junior Year)	No
Candidates Reply Date	May 1
Tuition Deposit	\$100

Financial Aid Information:

Director of Financial Aid	Callie Zake
Phone Number	(419) 517-7487
Email	czake@lourdes.edu
CSS Financial Aid Profile	No
Institutional Financial Aid Form	No
Application Deadline	N/A
Financial Aid Award Announcement	Rolling
Scholarship Info	https://apply.lourdes.edu/register/scholarships

Athletics:

Athletic Division	NAIA
Athletic Scholarships	Yes

Learning Disabled Students:

LD Formal Program Available	No
Limited Support Services Only	Yes

Other Information:

Can high school students enroll in CCP at your institution?	Yes
International Baccalaureate	Yes
ASL as foreign language credit	Yes

Cost for Academic Year 2022 - 2023:

Tuition	\$25,750
Room And Board	\$12,000
Required Fees	\$2,900
Total:	\$40,650
Average grant aid awarded to undergraduates (2021-2022)	\$3,500

Contact Information:

Lourdes University
6832 Convent Blvd. - Sylvania, OH 43560
Director of Undergraduate Admissions: Callie Zake
Phone: (419) 517-7487 Fax: (419) 824-3916

E-mail: czake@lourdes.edu Web: www.lourdes.edu/admissions/undergraduate-admissions/



Fall 2021 Enrollment:

Full-time Undergraduates	796
Part-time Undergraduates	222
Total Undergraduate Enrollment	1,018
Total Graduate Professional Enrollment	288
Percentage Undergraduate Men	42%
Percentage Undergraduate Women	58%
Percentage Undergraduate Minorities	17%
Average Class Size	16
Student to Faculty Ratio	12:1

Fall 2021 Freshman profile:

Middle 50% ACT Composite	18-24
Middle 50% SAT Reading	483-590
Middle 50% SAT Math	510-588
Average Freshman GPA	3.49
Number in Freshman Class	222
% of Freshman Receiving Aid	100%
Average Financial Aid for Freshmen	\$30,405

Campus Life:

Religious Affiliation	Friends
Campus Setting	City:Small
Academic Calendar	Semester
Minority/Multicultural Programs	Yes
Contact:	Andrea Ramsey
Student Organizations	Yes
Fraternities & Sororities	No
Intramural Sports	
Men	Yes
Women	Yes

Housing:

Guaranteed Housing if Matriculation Fee	
Paid by May 1	Yes
Percentage of Full-time Undergraduates	
Living on Campus	60%

Admission Information (2022-2023):

Early Decision	No
Apply by	N/A
Admission Notification by	N/A
Regular Admission	
Apply by	Feb 1 (recommended)
Admission Notification by	Rolling
Application Fee	\$20
Application Fee Waiver	On as-needed basis
Online Application Fee	\$0
Deferred Admission	Yes
Early Admission (after Junior Year)	Yes
Candidates Reply Date	May 1
Tuition Deposit	\$200

Financial Aid Information:

Director of Financial Aid	Pamela S. Pustay
Phone Number	(330) 471-8161
Email	ppustay@malone.edu
CSS Financial Aid Profile	No
Institutional Financial Aid Form	No
Application Deadline	None
Financial Aid Award Announcement	Rolling
Scholarship Info	www.malone.edu/admissions/financial-aid

Athletics:

Athletic Division	NCAA II
Athletic Scholarships	Yes

Learning Disabled Students:

LD Formal Program Available	No
Limited Support Services Only	Yes

Other Information:

Can high school students enroll in CCP at your institution?	Yes
International Baccalaureate	Yes
ASL as foreign language credit	No

Cost for Academic Year 2022 - 2023:

Tuition	\$33,400
Room And Board	\$10,800
Required Fees	\$1,280
Total:	\$45,480
Average grant aid awarded to undergraduates (2021-2022)	\$25,678

Contact Information:

Malone University
2600 Cleveland Ave NW - Canton, OH 44709
Director of Admissions: Ann Lawson
Phone: (800) 521-1146 Fax: (330) 471-8149

E-mail: alawson@malone.edu Web: <https://www.malone.edu/admissions-aid/>



Marietta College

Fall 2021 Enrollment:

Full-time Undergraduates	1,105
Part-time Undergraduates	68
Total Undergraduate Enrollment	1,173
Total Graduate Professional Enrollment	92
Percentage Undergraduate Men	51%
Percentage Undergraduate Women	49%
Percentage Undergraduate Minorities	11%
Average Class Size	8
Student to Faculty Ratio	8:1

Fall 2021 Freshman profile:

Middle 50% ACT Composite	18-24
Middle 50% SAT Reading	490-600
Middle 50% SAT Math	460-590
Average Freshman GPA	3.54
Number in Freshman Class	328
% of Freshman Receiving Aid	100%
Average Financial Aid for Freshmen	\$34,610

Campus Life:

Religious Affiliation	N/A
Campus Setting	Town:Fringe
Academic Calendar	Semester
Minority/Multicultural Programs	Yes
Contact:	Office of Diversity and Inclusion
Student Organizations	Yes
Fraternities & Sororities	Yes
Intramural Sports	
Men	Yes
Women	Yes

Housing:

Guaranteed Housing if Matriculation Fee	
Paid by May 1	Yes
Percentage of Full-time Undergraduates	
Living on Campus	85%

Admission Information (2022-2023):

Early Decision	No
Apply by	N/A
Admission Notification by	N/A
Regular Admission	
Apply by	Rolling
Admission Notification by	Rolling
Application Fee	\$0
Application Fee Waiver	N/A
Online Application Fee	\$0
Deferred Admission	Yes
Early Admission (after Junior Year)	Yes
Candidates Reply Date	May 1
Tuition Deposit	\$200

Financial Aid Information:

Director of Financial Aid	Emily Schuck
Phone Number	(800) 331-2709
Email	finaid@marietta.edu
CSS Financial Aid Profile	No
Institutional Financial Aid Form	No
Application Deadline	Rolling
Financial Aid Award Announcement	Rolling
Scholarship Info	www.marietta.edu/Admission/financial_aid/scholarships.html

Athletics:

Athletic Division	NCAA III
Athletic Scholarships	No

Learning Disabled Students:

LD Formal Program Available	No
Limited Support Services Only	Yes

Other Information:

Can high school students enroll in CCP at your institution?	Yes
International Baccalaureate	Yes
ASL as foreign language credit	Yes

Cost for Academic Year 2022 - 2023:

Tuition	\$36,956
Room And Board	\$12,036
Required Fees	\$1,066
Total:	\$50,058
Average grant aid awarded to undergraduates (2021-2022)	\$27,590

Contact Information:

Marietta College

215 Fifth Street - Marietta, OH 45750

Vice President for Enrollment Management: Scot Schaeffer

Phone: (800) 331-7896 Fax: (740) 376-8888

E-mail: sjs005@marietta.edu Web: <https://www.marietta.edu/apply>



Fall 2021 Enrollment:

Full-time Undergraduates	306
Part-time Undergraduates	918
Total Undergraduate Enrollment	1,224
Total Graduate Professional Enrollment	87
Percentage Undergraduate Men	11%
Percentage Undergraduate Women	89%
Percentage Undergraduate Minorities	27%
Average Class Size	20
Student to Faculty Ratio	6:1

Fall 2021 Freshman profile:

Middle 50% ACT Composite	16-21
Middle 50% SAT Reading	378-490
Middle 50% SAT Math	350-440
Average Freshman GPA	3.41
Number in Freshman Class	23
% of Freshman Receiving Aid	97%
Average Financial Aid for Freshmen	\$14,167

Campus Life:

Religious Affiliation	Roman Catholic
Campus Setting	City:Large
Academic Calendar	Semester
Minority/Multicultural Programs	Yes
Contact:	Marc Adkins
Student Organizations	Yes
Fraternities & Sororities	No
Intramural Sports	
Men	No
Women	No

Housing:

Guaranteed Housing if Matriculation Fee	
Paid by May 1	N/A
Percentage of Full-time Undergraduates	
Living on Campus	0%

Admission Information (2022-2023):

Early Decision	No
Apply by	N/A
Admission Notification by	N/A
Regular Admission	
Apply by	Rolling
Admission Notification by	Rolling
Application Fee	\$0
Application Fee Waiver	N/A
Online Application Fee	\$0
Deferred Admission	No
Early Admission (after Junior Year)	No
Candidates Reply Date	May 1
Tuition Deposit	\$125

Financial Aid Information:

Director of Financial Aid	Julie Leslie
Phone Number	(419) 251-1598
Email	julie.leslie@mercycollege.edu
CSS Financial Aid Profile	No
Institutional Financial Aid Form	No
Application Deadline	Rolling
Financial Aid Award Announcement	Rolling
Scholarship Info	https://www.mercycollege.edu/scholarships

Athletics:

Athletic Division	N/A
Athletic Scholarships	No

Learning Disabled Students:

LD Formal Program Available	No
Limited Support Services Only	Yes

Other Information:

Can high school students enroll in CCP at your institution?	No
International Baccalaureate	No
ASL as foreign language credit	No

Cost for Academic Year 2022 - 2023:

Tuition	\$16,200
Room And Board	\$0
Required Fees	\$2,850
Total:	\$19,050
Average grant aid awarded to undergraduates (2021-2022)	Not provided

Contact Information:

Mercy College of Ohio

2221 Madison Avenue - Toledo, OH 43604

Associate Director of Admissions: Jessica Coombs

Phone: (419) 251-1557 Fax: (419) 251-1462

E-mail: jessica.coombs@mercycollege.edu Web: www.mercycollege.edu



Fall 2021 Enrollment:	
Full-time Undergraduates	433
Part-time Undergraduates	188
Total Undergraduate Enrollment	621
Total Graduate Professional Enrollment	169
Percentage Undergraduate Men	12%
Percentage Undergraduate Women	88%
Percentage Undergraduate Minorities	32%
Average Class Size	30
Student to Faculty Ratio	10:1

Fall 2021 Freshman profile:	
Middle 50% ACT Composite	17-21
Middle 50% SAT Reading	N/A
Middle 50% SAT Math	N/A
Average Freshman GPA	3.63
Number in Freshman Class	19
% of Freshman Receiving Aid	87%
Average Financial Aid for Freshmen	\$8,742

Campus Life:	
Religious Affiliation	Roman Catholic
Campus Setting	City:Large
Academic Calendar	Semester
Minority/Multicultural Programs	Yes
Contact:	Kim Campbell
Student Organizations	Yes
Fraternities & Sororities	No
Intramural Sports	
Men	No
Women	No

Housing:	
Guaranteed Housing if Matriculation Fee	
Paid by May 1	No
Percentage of Full-time Undergraduates	
Living on Campus	0%

Admission Information (2022-2023):

Early Decision	No
Apply by	N/A
Admission Notification by	N/A
Regular Admission	
Apply by	July 15 deadline
Admission Notification by	Rolling
Application Fee	\$30
Application Fee Waiver	On as-needed basis
Online Application Fee	\$30
Deferred Admission	No
Early Admission (after Junior Year)	No
Candidates Reply Date	August 1
Tuition Deposit	\$100

Financial Aid Information:

Director of Financial Aid	Steve Wetz
Phone Number	(614) 234-4397
Email	swetz@mccn.edu
CSS Financial Aid Profile	No
Institutional Financial Aid Form	No
Application Deadline	March 15
Financial Aid Award Announcement	Rolling
Scholarship Info	https://www.mccn.edu/tuition-and-financial-aid/financial-aid/mai

Athletics:

Athletic Division	N/A
Athletic Scholarships	No

Learning Disabled Students:

LD Formal Program Available	No
Limited Support Services Only	Yes

Other Information:

Can high school students enroll in CCP at your institution?	No
International Baccalaureate	Yes
ASL as foreign language credit	Yes

Cost for Academic Year 2022 - 2023:

Tuition	\$12,600
Room And Board	\$0
Required Fees	\$515
Total:	\$13,115
Average grant aid awarded to undergraduates (2021-2022)	\$8,195

Contact Information:

Mount Carmel College of Nursing
 127 South Davis Avenue - Columbus, OH 43222
 Director, Enrollment Management: Kim M. Campbell, PhD
 Phone: (614) 234-4266 Fax: (614) 234-5427
 E-mail: admissions@mccn.edu Web: www.mccn.edu



MOUNT ST. JOSEPH UNIVERSITY®

Fall 2021 Enrollment:

Full-time Undergraduates	1,013
Part-time Undergraduates	462
Total Undergraduate Enrollment	1,475
Total Graduate Professional Enrollment	589
Percentage Undergraduate Men	47%
Percentage Undergraduate Women	53%
Percentage Undergraduate Minorities	17%
Average Class Size	17
Student to Faculty Ratio	11:1

Fall 2021 Freshman profile:

Middle 50% ACT Composite	20-27
Middle 50% SAT Reading	498-580
Middle 50% SAT Math	520-613
Average Freshman GPA	3.5
Number in Freshman Class	295
% of Freshman Receiving Aid	100%
Average Financial Aid for Freshmen	\$28,321

Campus Life:

Religious Affiliation	Roman Catholic
Campus Setting	Suburb:Large
Academic Calendar	Semester
Minority/Multicultural Programs	Yes
Contact:	Janet Cox
Student Organizations	Yes
Fraternities & Sororities	Yes
Intramural Sports	
Men	Yes
Women	Yes

Housing:

Guaranteed Housing if Matriculation Fee	
Paid by May 1	Yes
Percentage of Full-time Undergraduates	
Living on Campus	32%

Admission Information (2022-2023):

Early Decision	No
Apply by	N/A
Admission Notification by	N/A
Regular Admission	
Apply by	August 15
Admission Notification by	Rolling
Application Fee	\$25
Application Fee Waiver	On as-needed basis
Online Application Fee	\$25
Deferred Admission	Yes
Early Admission (after Junior Year)	No
Candidates Reply Date	May 1
Tuition Deposit	\$100

Financial Aid Information:

Director of Financial Aid	Todd Everett
Phone Number	(513) 244-4418
Email	Todd.Everett@msj.edu
CSS Financial Aid Profile	No
Institutional Financial Aid Form	No
Application Deadline	March 1
Financial Aid Award Announcement	Rolling
Scholarship Info	www.msj.edu/tuition-aid/financial-aid-grants-loans-scholarships

Athletics:

Athletic Division	NCAA III
Athletic Scholarships	No

Learning Disabled Students:

LD Formal Program Available	Yes
Limited Support Services Only	No

Other Information:

Can high school students enroll in CCP at your institution?	No
International Baccalaureate	Yes
ASL as foreign language credit	Yes

Cost for Academic Year 2022 - 2023:

Tuition	\$33,750
Room And Board	\$10,650
Required Fees	\$1,150
Total:	\$45,550
Average grant aid awarded to undergraduates (2021-2022)	\$25,107

Contact Information:

Mount St. Joseph University
5701 Delhi Road - Cincinnati, OH 45233
Dean of Admission: Peggy Minnich
Phone: (513) 244-4531 Fax: (513) 244-4629

E-mail: peggy.minnich@msj.edu Web: <https://www.msj.edu/admission/overview5/>



Fall 2021 Enrollment:

Full-time Undergraduates	1,866
Part-time Undergraduates	25
Total Undergraduate Enrollment	1,891
Total Graduate Professional Enrollment	242
Percentage Undergraduate Men	51%
Percentage Undergraduate Women	49%
Percentage Undergraduate Minorities	14%
Average Class Size	16
Student to Faculty Ratio	12:1

Fall 2021 Freshman profile:

Middle 50% ACT Composite	19-25
Middle 50% SAT Reading	470-580
Middle 50% SAT Math	510-600
Average Freshman GPA	3.2
Number in Freshman Class	491
% of Freshman Receiving Aid	100%
Average Financial Aid for Freshmen	\$27,363

Campus Life:

Religious Affiliation	N/A
Campus Setting	Town:Fringe
Academic Calendar	Semester
Minority/Multicultural Programs	Yes
Contact:	Caitlin Clark
Student Organizations	Yes
Fraternities & Sororities	Yes
Intramural Sports	
Men	Yes
Women	Yes

Housing:

Guaranteed Housing if Matriculation Fee	
Paid by May 1	Yes
Percentage of Full-time Undergraduates	
Living on Campus	70%

Admission Information (2022-2023):

Early Decision	No
Apply by	N/A
Admission Notification by	N/A
Regular Admission	
Apply by	Rolling
Admission Notification by	Rolling
Application Fee	\$0
Application Fee Waiver	N/A
Online Application Fee	\$0
Deferred Admission	Yes
Early Admission (after Junior Year)	N/A
Candidates Reply Date	May 1
Tuition Deposit	\$150

Financial Aid Information:

Director of Financial Aid	Kathleen Thomas
Phone Number	(330) 823-2674
Email	finaid@mountunion.edu
CSS Financial Aid Profile	No
Institutional Financial Aid Form	No
Application Deadline	Rolling
Financial Aid Award Announcement	Rolling
Scholarship Info	www.mountunion.edu/types-of-financial-aid#Grants and Scholarships

Athletics:

Athletic Division	NCAA III
Athletic Scholarships	No

Learning Disabled Students:

LD Formal Program Available	No
Limited Support Services Only	Yes

Other Information:

Can high school students enroll in CCP at your institution?	Yes
International Baccalaureate	Yes
ASL as foreign language credit	No

Cost for Academic Year 2022 - 2023:

Tuition	\$34,000
Room And Board	\$11,200
Required Fees	\$400
Total:	\$45,600
Average grant aid awarded to undergraduates (2021-2022)	Not provided

Contact Information:

University of Mount Union
1972 Clark Avenue - Alliance, OH 44601
Director of Enrollment Services: Caitlin Clark
Phone: (330) 823-2590 Fax: (330) 823-5097

E-mail: admission@mountunion.edu Web: www.mountunion.edu/admission

MOUNT VERNON

NAZARENE UNIVERSITY

Fall 2021 Enrollment:

Full-time Undergraduates	1,359
Part-time Undergraduates	340
Total Undergraduate Enrollment	1,699
Total Graduate Professional Enrollment	365
Percentage Undergraduate Men	39%
Percentage Undergraduate Women	61%
Percentage Undergraduate Minorities	10%
Average Class Size	20
Student to Faculty Ratio	13:1

Fall 2021 Freshman profile:

Middle 50% ACT Composite	19-25
Middle 50% SAT Reading	510-618
Middle 50% SAT Math	510-600
Average Freshman GPA	3.61
Number in Freshman Class	294
% of Freshman Receiving Aid	100%
Average Financial Aid for Freshmen	\$26,383

Campus Life:

Religious Affiliation	Church of the Nazarene
Campus Setting	Town:Distant
Academic Calendar	Semester
Minority/Multicultural Programs	Yes
Contact:	Tavaris Taylor
Student Organizations	Yes
Fraternities & Sororities	No
Intramural Sports	
Men	Yes
Women	Yes

Housing:

Guaranteed Housing if Matriculation Fee Paid by May 1	Yes
Percentage of Full-time Undergraduates Living on Campus	80%

Admission Information (2022-2023):

Early Decision	No
Apply by	N/A
Admission Notification by	N/A
Regular Admission	
Apply by	July 15
Admission Notification by	Rolling
Application Fee	\$25
Application Fee Waiver	On as-needed basis
Online Application Fee	\$25
Deferred Admission	Yes
Early Admission (after Junior Year)	No
Candidates Reply Date	No Set Date
Tuition Deposit	\$100

Financial Aid Information:

Director of Financial Aid	Vickie Williams
Phone Number	(866) 686-8243
Email	finaid@mvnu.edu
CSS Financial Aid Profile	No
Institutional Financial Aid Form	No
Application Deadline	March 15
Financial Aid Award Announcement	Rolling
Scholarship Info	www.gotomvnu.com/financialaid/scholarships.php

Athletics:

Athletic Division	NAIA
Athletic Scholarships	Yes

Learning Disabled Students:

LD Formal Program Available	No
Limited Support Services Only	Yes

Other Information:

Can high school students enroll in CCP at your institution?	Yes
International Baccalaureate	Yes
ASL as foreign language credit	Yes

Cost for Academic Year 2022 - 2023:

Tuition	\$33,918
Room And Board	\$9,612
Required Fees	\$250
Total:	\$43,780
Average grant aid awarded to undergraduates (2021-2022)	Not provided

Contact Information:

Mount Vernon Nazarene University
 800 Martinsburg Road - Mount Vernon, OH 43050
 Director of Recruitment: Matt McPherson
 Phone: (740) 392-6868 Fax: (740) 393-0511
 E-mail: admissions@mvnu.edu Web: www.mvnu.edu

MUSKINGUM

UNIVERSITY

Fall 2021 Enrollment:

Full-time Undergraduates	1,348
Part-time Undergraduates	232
Total Undergraduate Enrollment	1,580
Total Graduate Professional Enrollment	591
Percentage Undergraduate Men	46%
Percentage Undergraduate Women	54%
Percentage Undergraduate Minorities	15%
Average Class Size	16
Student to Faculty Ratio	13:1

Fall 2021 Freshman profile:

Middle 50% ACT Composite	N/A
Middle 50% SAT Reading	N/A
Middle 50% SAT Math	N/A
Average Freshman GPA	3.3
Number in Freshman Class	422
% of Freshman Receiving Aid	95%
Average Financial Aid for Freshmen	\$32,189

Campus Life:

Religious Affiliation	Presbyterian Church (USA)
Campus Setting	Town:Distant
Academic Calendar	Semester
Minority/Multicultural Programs	Yes
Contact:	Admission Office
Student Organizations	Yes
Fraternities & Sororities	Yes
Intramural Sports	
Men	Yes
Women	Yes

Housing:

Guaranteed Housing if Matriculation Fee	
Paid by May 1	Yes
Percentage of Full-time Undergraduates	
Living on Campus	80%

Admission Information (2022-2023):

Early Decision	No
Apply by	N/A
Admission Notification by	N/A
Regular Admission	
Apply by	N/A
Admission Notification by	Rolling
Application Fee	\$0
Application Fee Waiver	N/A
Online Application Fee	\$0
Deferred Admission	Yes
Early Admission (after Junior Year)	No
Candidates Reply Date	May 1
Tuition Deposit	\$200

Financial Aid Information:

Director of Financial Aid	Amber Gump
Phone Number	(740) 826-8139
Email	finaid@muskingum.edu
CSS Financial Aid Profile	No
Institutional Financial Aid Form	No
Application Deadline	March 1
Financial Aid Award Announcement	Rolling
Scholarship Info	www.muskingum.edu

Athletics:

Athletic Division	NCAA III
Athletic Scholarships	No

Learning Disabled Students:

LD Formal Program Available	Yes
Limited Support Services Only	No

Other Information:

Can high school students enroll in CCP at your institution?	Yes
International Baccalaureate	Yes
ASL as foreign language credit	Yes

Cost for Academic Year 2022 - 2023:

Tuition	\$29,900
Room And Board	\$12,240
Required Fees	\$1,212
Total:	\$43,352
Average grant aid awarded to undergraduates (2021-2022)	Not provided

Contact Information:

Muskingum University

260 Stadium Dr, PO Box 1837 - New Concord, OH 43762-1837

Director of Admission: Jake Burnett

Phone: (740) 826-8137 Fax: (740) 826-8100

E-mail: adminfo@muskingum.edu Web: www.muskingum.edu



Fall 2021 Enrollment:	
Full-time Undergraduates	2,526
Part-time Undergraduates	161
Total Undergraduate Enrollment	2,687
Total Graduate Professional Enrollment	54
Percentage Undergraduate Men	85%
Percentage Undergraduate Women	15%
Percentage Undergraduate Minorities	10%
Average Class Size	20
Student to Faculty Ratio	24:1

Fall 2021 Freshman profile:	
Middle 50% ACT Composite	N/A
Middle 50% SAT Reading	N/A
Middle 50% SAT Math	N/A
Average Freshman GPA	N/A
Number in Freshman Class	877
% of Freshman Receiving Aid	93%
Average Financial Aid for Freshmen	\$10,074

Campus Life:	
Religious Affiliation	N/A
Campus Setting	Suburb:Small
Academic Calendar	Quarter
Minority/Multicultural Programs	No
Contact:	N/A
Student Organizations	Yes
Fraternities & Sororities	No
Intramural Sports	
Men	Yes
Women	Yes

Housing:	
Guaranteed Housing if Matriculation Fee	
Paid by May 1	Yes
Percentage of Full-time Undergraduates	
Living on Campus	35%

Admission Information (2022-2023):

Early Decision	No
Apply by	N/A
Admission Notification by	N/A
Regular Admission	
Apply by	Rolling
Admission Notification by	Rolling
Application Fee	\$20
Application Fee Waiver	No
Online Application Fee	\$20
Deferred Admission	No
Early Admission (after Junior Year)	No
Candidates Reply Date	N/A
Tuition Deposit	\$0

Financial Aid Information:

Director of Financial Aid	Kimberly Clevenger
Phone Number	(419) 998-3153
Email	kclevenger@unoh.edu
CSS Financial Aid Profile	No
Institutional Financial Aid Form	No
Application Deadline	None
Financial Aid Award Announcement	Rolling
Scholarship Info	www.unoh.edu

Athletics:

Athletic Division	NAIA II
Athletic Scholarships	Yes

Learning Disabled Students:

LD Formal Program Available	Yes
Limited Support Services Only	Yes

Other Information:

Can high school students enroll in CCP at your institution?	No
International Baccalaureate	No
ASL as foreign language credit	No

Cost for Academic Year 2022 - 2023:

Tuition	\$11,700
Room And Board	\$5,295
Required Fees	\$1,230
Total:	\$18,225
Average grant aid awarded to undergraduates (2021-2022)	Not provided

Contact Information:

University of Northwestern Ohio
 1441 North Cable Road - Lima, OH 45805
 Director of Admissions: Tony Azzarello
 Phone: (419) 998-3120 Fax: (419) 998-3139
 E-mail: amazzare@unoh.edu Web: www.unoh.edu



Fall 2021 Enrollment:

Full-time Undergraduates	953
Part-time Undergraduates	423
Total Undergraduate Enrollment	1,376
Total Graduate Professional Enrollment	146
Percentage Undergraduate Men	46%
Percentage Undergraduate Women	54%
Percentage Undergraduate Minorities	37%
Average Class Size	16
Student to Faculty Ratio	12:1

Fall 2021 Freshman profile:

Middle 50% ACT Composite	16-22
Middle 50% SAT Reading	470-570
Middle 50% SAT Math	420-530
Average Freshman GPA	3.0
Number in Freshman Class	220
% of Freshman Receiving Aid	100%
Average Financial Aid for Freshmen	\$30,234

Campus Life:

Religious Affiliation	Roman Catholic
Campus Setting	Suburb:Large
Academic Calendar	Semester
Minority/Multicultural Programs	Yes
Contact:	Dean of Student Affairs
Student Organizations	Yes
Fraternities & Sororities	No
Intramural Sports	
Men	Yes
Women	Yes

Housing:

Guaranteed Housing if Matriculation Fee	
Paid by May 1	Yes
Percentage of Full-time Undergraduates	
Living on Campus	56%

Admission Information (2022-2023):

Early Decision	N/A
Apply by	N/A
Admission Notification by	N/A
Regular Admission	
Apply by	N/A
Admission Notification by	Rolling
Application Fee	\$0
Application Fee Waiver	N/A
Online Application Fee	\$0
Deferred Admission	Yes
Early Admission (after Junior Year)	Yes
Candidates Reply Date	August 1
Tuition Deposit	\$250

Financial Aid Information:

Director of Financial Aid	Alison McBrady
Phone Number	(216) 373-5213
Email	amcbrady@ndc.edu
CSS Financial Aid Profile	No
Institutional Financial Aid Form	No
Application Deadline	Rolling
Financial Aid Award Announcement	Rolling
Scholarship Info	www.notredamecollege.edu/admissions/financial-information

Athletics:

Athletic Division	NCAA II
Athletic Scholarships	Yes

Learning Disabled Students:

LD Formal Program Available	Yes
Limited Support Services Only	No

Other Information:

Can high school students enroll in CCP at your institution?	Yes
International Baccalaureate	No
ASL as foreign language credit	Yes

Cost for Academic Year 2022 - 2023:

Tuition	\$31,250
Room And Board	\$10,834
Required Fees	\$700
Total:	\$42,784
Average grant aid awarded to undergraduates (2021-2022)	Not provided

Contact Information:

Notre Dame College

4545 College Road - South Euclid, OH 44121

VP, Undergraduate Traditional Enrollment & Student Success: Beth Ford

Phone: (216) 373-5351 Fax: (216) 373-5278

E-mail: bford@ndc.edu Web: www.NotreDameCollege.edu

OBERLIN

COLLEGE & CONSERVATORY

Fall 2021 Enrollment:

Full-time Undergraduates	2,905
Part-time Undergraduates	37
Total Undergraduate Enrollment	2,942
Total Graduate Professional Enrollment	11
Percentage Undergraduate Men	42%
Percentage Undergraduate Women	58%
Percentage Undergraduate Minorities	30%
Average Class Size	20
Student to Faculty Ratio	9:1

Fall 2021 Freshman profile:

Middle 50% ACT Composite	30-34
Middle 50% SAT Reading	680-750
Middle 50% SAT Math	658-710
Average Freshman GPA	3.60
Number in Freshman Class	863
% of Freshman Receiving Aid	87%
Average Financial Aid for Freshmen	\$35,847

Campus Life:

Religious Affiliation	N/A
Campus Setting	Town:Fringe
Academic Calendar	Four-one-four plan
Minority/Multicultural Programs	Yes
Contact:	Ana Richardson
Student Organizations	Yes
Fraternities & Sororities	No
Intramural Sports	
Men	Yes
Women	Yes

Housing:

Guaranteed Housing if Matriculation Fee	
Paid by May 1	Yes
Percentage of Full-time Undergraduates	
Living on Campus	100%

Admission Information (2022-2023):

Early Decision	Yes
Apply by	Nov 15 or Jan 2
Admission Notification by	Dec 15 or Feb 1
Regular Admission	
Apply by	January 15
Admission Notification by	April 1
Application Fee	\$0
Application Fee Waiver	N/A
Online Application Fee	\$0
Deferred Admission	Yes
Early Admission (after Junior Year)	Rarely
Candidates Reply Date	May 1
Tuition Deposit	\$300

Financial Aid Information:

Director of Financial Aid	Michele Kosboth
Phone Number	(440) 775-8142
Email	financial.aid@oberlin.edu
CSS Financial Aid Profile	Yes
Institutional Financial Aid Form	No
Application Deadline	January 15
Financial Aid Award Announcement	April 1
Scholarship Info	new.oberlin.edu/office/financial-aid

Athletics:

Athletic Division	NCAA III
Athletic Scholarships	No

Learning Disabled Students:

LD Formal Program Available	Yes
Limited Support Services Only	No

Other Information:

Can high school students enroll in CCP at your institution?	No
International Baccalaureate	Yes
ASL as foreign language credit	No

Cost for Academic Year 2022 - 2023:

Tuition	\$61,106
Room And Board	\$18,390
Required Fees	\$859
Total:	\$80,355
Average grant aid awarded to undergraduates (2021-2022)	\$22,921

Contact Information:

Oberlin College

38 East College Street - Oberlin, OH 44074

Vice President and Dean of Admissions and Financial Aid: Manuel Carballo

Phone: (440) 775-8411 Fax: (440) 775-6905

E-mail: college.admissions@oberlin.edu Web: www.oberlin.edu



Fall 2021 Enrollment:	
Full-time Undergraduates	860
Part-time Undergraduates	851
Total Undergraduate Enrollment	1,711
Total Graduate Professional Enrollment	189
Percentage Undergraduate Men	39%
Percentage Undergraduate Women	61%
Percentage Undergraduate Minorities	34%
Average Class Size	11
Student to Faculty Ratio	9:1

Fall 2021 Freshman profile:	
Middle 50% ACT Composite	N/A
Middle 50% SAT Reading	N/A
Middle 50% SAT Math	N/A
Average Freshman GPA	3.2
Number in Freshman Class	126
% of Freshman Receiving Aid	98%
Average Financial Aid for Freshmen	\$14,989

Campus Life:	
Religious Affiliation	Other Protestant
Campus Setting	Town:Distant
Academic Calendar	Semester
Minority/Multicultural Programs	Yes
Contact:	Eric Fehr
Student Organizations	Yes
Fraternities & Sororities	No
Intramural Sports	
Men	
Women	

Housing:	
Guaranteed Housing if Matriculation Fee	
Paid by May 1	Yes
Percentage of Full-time Undergraduates	
Living on Campus	0%

Admission Information (2022-2023):

Early Decision	No
Apply by	N/A
Admission Notification by	N/A
Regular Admission	
Apply by	Rolling
Admission Notification by	Rolling
Application Fee	\$25
Application Fee Waiver	Yes
Online Application Fee	\$25
Deferred Admission	N/A
Early Admission (after Junior Year)	Yes
Candidates Reply Date	
Tuition Deposit	\$200

Financial Aid Information:

Director of Financial Aid	Brandon Ritchey
Phone Number	(740) 477-7735
Email	finaid@ohiochristian.edu
CSS Financial Aid Profile	No
Institutional Financial Aid Form	No
Application Deadline	Rolling
Financial Aid Award Announcement	Rolling
Scholarship Info	www.ohiochristian.edu/aid

Athletics:

Athletic Division	NAIA
Athletic Scholarships	Yes

Learning Disabled Students:

LD Formal Program Available	No
Limited Support Services Only	Yes

Other Information:

Can high school students enroll in CCP at your institution?	Yes
International Baccalaureate	No
ASL as foreign language credit	No

Cost for Academic Year 2022 - 2023:

Tuition	\$21,700
Room And Board	\$9,000
Required Fees	\$1,350
Total:	\$32,050
Average grant aid awarded to undergraduates (2021-2022)	Not provided

Contact Information:

Ohio Christian University
1476 Lancaster Pike - Circleville, OH 43113
Director of Campus Admissions: Alana Bradley
Phone: (877) 762-8669 Fax: (740) 420-5920

E-mail: enroll@ohiochristian.edu Web: www.ohiochristian.edu/undergraduate



Fall 2021 Enrollment:	
Full-time Undergraduates	766
Part-time Undergraduates	141
Total Undergraduate Enrollment	907
Total Graduate Professional Enrollment	428
Percentage Undergraduate Men	49%
Percentage Undergraduate Women	51%
Percentage Undergraduate Minorities	45%
Average Class Size	18
Student to Faculty Ratio	14:1

Fall 2021 Freshman profile:	
Middle 50% ACT Composite	N/A
Middle 50% SAT Reading	N/A
Middle 50% SAT Math	N/A
Average Freshman GPA	3.5
Number in Freshman Class	180
% of Freshman Receiving Aid	100%
Average Financial Aid for Freshmen	\$28,524

Campus Life:	
Religious Affiliation	Roman Catholic
Campus Setting	City:Large
Academic Calendar	Semester
Minority/Multicultural Programs	Yes
Contact:	Jalisha Lancaster
Student Organizations	Yes
Fraternities & Sororities	No
Intramural Sports	
Men	Yes
Women	Yes

Housing:	
Guaranteed Housing if Matriculation Fee	
Paid by May 1	Yes
Percentage of Full-time Undergraduates	
Living on Campus	46%

Admission Information (2022-2023):

Early Decision	No
Apply by	N/A
Admission Notification by	N/A
Regular Admission	
Apply by	Rolling
Admission Notification by	Rolling
Application Fee	\$0
Application Fee Waiver	N/A
Online Application Fee	\$0
Deferred Admission	Yes
Early Admission (after Junior Year)	Yes
Candidates Reply Date	May 1
Tuition Deposit	\$150

Financial Aid Information:

Director of Financial Aid	Tara Schneider
Phone Number	(614) 251-4778
Email	finaid@ohiodominican.edu
CSS Financial Aid Profile	No
Institutional Financial Aid Form	No
Application Deadline	Priority - February 1st
Financial Aid Award Announcement	Rolling
Scholarship Info	www.ohiodominican.edu/finaid

Athletics:

Athletic Division	NCAA II
Athletic Scholarships	Yes

Learning Disabled Students:

LD Formal Program Available	No
Limited Support Services Only	Yes

Other Information:

Can high school students enroll in CCP at your institution?	No
International Baccalaureate	Yes
ASL as foreign language credit	Yes

Cost for Academic Year 2022 - 2023:

Tuition	\$32,780
Room And Board	\$11,850
Required Fees	\$570
Total:	\$45,200
Average grant aid awarded to undergraduates (2021-2022)	Not provided

Contact Information:

Ohio Dominican University
 1216 Sunbury Road - Columbus, OH 43219
 Director of Undergraduate Admission: Kaylee Meade
 Phone: (614) 251-4500 Fax: (614) 251-0156
 E-mail: meadek2@ohiodominican.edu Web: www.ohiodominican.edu

OHIO NORTHERN UNIVERSITY

Fall 2021 Enrollment:

Full-time Undergraduates	2,158
Part-time Undergraduates	268
Total Undergraduate Enrollment	2,426
Total Graduate Professional Enrollment	690
Percentage Undergraduate Men	56%
Percentage Undergraduate Women	44%
Percentage Undergraduate Minorities	10%
Average Class Size	19
Student to Faculty Ratio	12:1

Fall 2021 Freshman profile:

Middle 50% ACT Composite	21-28
Middle 50% SAT Reading	540-640
Middle 50% SAT Math	550-660
Average Freshman GPA	3.78
Number in Freshman Class	737
% of Freshman Receiving Aid	99%
Average Financial Aid for Freshmen	\$33,027

Campus Life:

Religious Affiliation	United Methodist
Campus Setting	Town:Fringe
Academic Calendar	Semester
Minority/Multicultural Programs	Yes
Contact:	Dean Altstaetter
Student Organizations	Yes
Fraternities & Sororities	Yes
Intramural Sports	
Men	Yes
Women	Yes

Housing:

Guaranteed Housing if Matriculation Fee	
Paid by May 1	Yes
Percentage of Full-time Undergraduates	
Living on Campus	65%

Admission Information (2022-2023):

Early Decision	No
Apply by	N/A
Admission Notification by	N/A
Regular Admission	
Apply by	Rolling (Pharmacy Dec. 1)
Admission Notification by	Rolling
Application Fee	\$0
Application Fee Waiver	N/A
Online Application Fee	\$0
Deferred Admission	Yes
Early Admission (after Junior Year)	No
Candidates Reply Date	May 1
Tuition Deposit	\$200

Financial Aid Information:

Director of Financial Aid	Dr. Melanie Weaver
Phone Number	(419) 772-2272
Email	m-weaver.2@onu.edu
CSS Financial Aid Profile	No
Institutional Financial Aid Form	No
Application Deadline	April 15
Financial Aid Award Announcement	Rolling
Scholarship Info	https://www.onu.edu/undergraduate-scholarships

Athletics:

Athletic Division	NCAA III
Athletic Scholarships	No

Learning Disabled Students:

LD Formal Program Available	No
Limited Support Services Only	Yes

Other Information:

Can high school students enroll in CCP at your institution?	Yes
International Baccalaureate	Yes
ASL as foreign language credit	Yes

Cost for Academic Year 2022 - 2023:

Tuition	\$35,480
Room And Board	\$12,900
Required Fees	\$1,050
Total:	\$49,430
Average grant aid awarded to undergraduates (2021-2022)	\$24,276

Contact Information:

Ohio Northern University
525 S. Main Street - Ada, OH 45810
Director of Admissions: Deb Miller
Phone: (419) 772-2260 Fax: (419) 772-2821
E-mail: d-miller@onu.edu Web: www.onu.edu

Fall 2021 Enrollment:

Full-time Undergraduates	1,333
Part-time Undergraduates	6
Total Undergraduate Enrollment	1,339
Total Graduate Professional Enrollment	
Percentage Undergraduate Men	45%
Percentage Undergraduate Women	55%
Percentage Undergraduate Minorities	22%
Average Class Size	17
Student to Faculty Ratio	11:1

Fall 2021 Freshman profile:

Middle 50% ACT Composite	21-28
Middle 50% SAT Reading	610-690
Middle 50% SAT Math	600-700
Average Freshman GPA	3.64
Number in Freshman Class	364
% of Freshman Receiving Aid	100%
Average Financial Aid for Freshmen	\$41,224

Campus Life:

Religious Affiliation	United Methodist
Campus Setting	Suburb:Large
Academic Calendar	Semester
Minority/Multicultural Programs	Yes
Contact:	Laurie Patton
Student Organizations	Yes
Fraternities & Sororities	Yes
Intramural Sports	
Men	Yes
Women	Yes

Housing:

Guaranteed Housing if Matriculation Fee Paid by May 1	Yes
Percentage of Full-time Undergraduates Living on Campus	99%

Admission Information (2022-2023):

Early Decision	Yes
Apply by	December 1
Admission Notification by	December 15
Regular Admission	
Apply by	March 1
Admission Notification by	March 15
Application Fee	\$0
Application Fee Waiver	N/A
Online Application Fee	\$0
Deferred Admission	Yes
Early Admission (after Junior Year)	Rarely
Candidates Reply Date	May 1
Tuition Deposit	\$400

Financial Aid Information:

Director of Financial Aid	Kevin Paskvan
Phone Number	(740) 368-3050
Email	financialaid@owu.edu
CSS Financial Aid Profile	No
Institutional Financial Aid Form	No
Application Deadline	February 15
Financial Aid Award Announcement	Rolling
Scholarship Info	www.owu.edu/admission/financial-aid-scholarships-tuition

Athletics:

Athletic Division	NCAA III
Athletic Scholarships	No

Learning Disabled Students:

LD Formal Program Available	No
Limited Support Services Only	Yes

Other Information:

Can high school students enroll in CCP at your institution?	No
International Baccalaureate	Yes
ASL as foreign language credit	No

Cost for Academic Year 2022 - 2023:

Tuition	\$49,962
Room And Board	\$13,745
Required Fees	\$560
Total:	\$64,267
Average grant aid awarded to undergraduates (2021-2022)	\$36,400

Contact Information:

Ohio Wesleyan University
61 South Sandusky Street - Delaware, OH 43015
Director of Admission: Laurie Patton
Phone: (740) 368-3020 Fax: (740) 368-3314

E-mail: owuadmit@owu.edu Web: www.owu.edu/admission/



Fall 2021 Enrollment:

Full-time Undergraduates	2,102
Part-time Undergraduates	151
Total Undergraduate Enrollment	2,253
Total Graduate Professional Enrollment	352
Percentage Undergraduate Men	40%
Percentage Undergraduate Women	60%
Percentage Undergraduate Minorities	24%
Average Class Size	20
Student to Faculty Ratio	12:1

Fall 2021 Freshman profile:

Middle 50% ACT Composite	19-26
Middle 50% SAT Reading	510-620
Middle 50% SAT Math	518-613
Average Freshman GPA	3.65
Number in Freshman Class	568
% of Freshman Receiving Aid	100%
Average Financial Aid for Freshmen	\$30,033

Campus Life:

Religious Affiliation	United Methodist
Campus Setting	Suburb:Large
Academic Calendar	Semester
Minority/Multicultural Programs	Yes
Contact:	Office of Social Justice and Activism
Student Organizations	Yes
Fraternities & Sororities	Yes
Intramural Sports	
Men	Yes
Women	Yes

Housing:

Guaranteed Housing if Matriculation Fee	
Paid by May 1	Yes
Percentage of Full-time Undergraduates	
Living on Campus	50%

Admission Information (2022-2023):

Early Decision	No
Apply by	N/A
Admission Notification by	N/A
Regular Admission	
Apply by	March 1
Admission Notification by	Rolling
Application Fee	\$0
Application Fee Waiver	N/A
Online Application Fee	\$0
Deferred Admission	Yes
Early Admission (after Junior Year)	Yes
Candidates Reply Date	May 1
Tuition Deposit	\$150

Financial Aid Information:

Director of Financial Aid	Kirsten Crotte
Phone Number	(614) 823-1502
Email	FinancialAid@otterbein.edu
CSS Financial Aid Profile	No
Institutional Financial Aid Form	No
Application Deadline	February 15
Financial Aid Award Announcement	Rolling
Scholarship Info	www.otterbein.edu

Athletics:

Athletic Division	NCAA III
Athletic Scholarships	No

Learning Disabled Students:

LD Formal Program Available	No
Limited Support Services Only	Yes

Other Information:

Can high school students enroll in CCP at your institution?	Yes
International Baccalaureate	Yes
ASL as foreign language credit	Yes

Cost for Academic Year 2022 - 2023:

Tuition	\$33,824
Room And Board	\$12,288
Required Fees	\$450
Total:	\$46,562
Average grant aid awarded to undergraduates (2021-2022)	Not provided

Contact Information:

Otterbein University

1 South Grove Street - Westerville, OH 43081

Executive Director of Admission: Mark A Moffitt

Phone: (614) 823-1500 Fax: (614) 823-1200

E-mail: mmoffitt@otterbein.edu Web: www.otterbein.edu



Admission Information (2022-2023):

Early Decision	N/A
Apply by	N/A
Admission Notification by	N/A
Regular Admission	
Apply by	N/A
Admission Notification by	Rolling
Application Fee	\$0
Application Fee Waiver	N/A
Online Application Fee	\$0
Deferred Admission	N/A
Early Admission (after Junior Year)	Yes
Candidates Reply Date	N/A
Tuition Deposit	\$0

Financial Aid Information:

Director of Financial Aid	Chad Curley
Phone Number	(740) 245-7278
Email	ccurley@rio.edu
CSS Financial Aid Profile	No
Institutional Financial Aid Form	No
Application Deadline	Rolling
Financial Aid Award Announcement	Rolling
Scholarship Info	www.rio.edu/financial-aid/scholarships

Athletics:

Athletic Division	NAIA
Athletic Scholarships	Yes

Learning Disabled Students:

LD Formal Program Available	Yes
Limited Support Services Only	Yes

Other Information:

Can high school students enroll in CCP at your institution?	Yes
International Baccalaureate	No
ASL as foreign language credit	No

Cost for Academic Year 2022 - 2023:

Tuition	\$19,400
Room And Board	\$10,500
Required Fees	\$660
Total:	\$30,560
Average grant aid awarded to undergraduates (2021-2022)	Not provided

Fall 2021 Enrollment:

Full-time Undergraduates	1,101
Part-time Undergraduates	749
Total Undergraduate Enrollment	1,850
Total Graduate Professional Enrollment	18
Percentage Undergraduate Men	40%
Percentage Undergraduate Women	60%
Percentage Undergraduate Minorities	5%
Average Class Size	14
Student to Faculty Ratio	16:1

Fall 2021 Freshman profile:

Middle 50% ACT Composite	N/A
Middle 50% SAT Reading	N/A
Middle 50% SAT Math	N/A
Average Freshman GPA	3.00
Number in Freshman Class	176
% of Freshman Receiving Aid	94%
Average Financial Aid for Freshmen	\$10,688

Campus Life:

Religious Affiliation	N/A
Campus Setting	Rural:Distant
Academic Calendar	Semester
Minority/Multicultural Programs	Yes
Contact:	Dean of Students
Student Organizations	Yes
Fraternities & Sororities	Yes
Intramural Sports	
Men	Yes
Women	Yes

Housing:

Guaranteed Housing if Matriculation Fee Paid by May 1	No
Percentage of Full-time Undergraduates Living on Campus	18%

Contact Information:

University of Rio Grande
 218 N. College Avenue - Rio Grande, OH 45674
 Director of Admissions: Kristie French
 Phone: (740) 245-7208 Fax: (740) 245-7260
 E-mail: kfrench@rio.edu Web: www.rio.edu/admissions



Fall 2021 Enrollment:

Full-time Undergraduates	1,522
Part-time Undergraduates	682
Total Undergraduate Enrollment	2,204
Total Graduate Professional Enrollment	730
Percentage Undergraduate Men	48%
Percentage Undergraduate Women	52%
Percentage Undergraduate Minorities	31%
Average Class Size	20
Student to Faculty Ratio	19:1

Fall 2021 Freshman profile:

Middle 50% ACT Composite	N/A
Middle 50% SAT Reading	N/A
Middle 50% SAT Math	N/A
Average Freshman GPA	3.03
Number in Freshman Class	413
% of Freshman Receiving Aid	99%
Average Financial Aid for Freshmen	\$24,923

Campus Life:

Religious Affiliation	N/A
Campus Setting	Town:Distant
Academic Calendar	Semester
Minority/Multicultural Programs	Yes
Contact:	Admission Office
Student Organizations	Yes
Fraternities & Sororities	Yes
Intramural Sports	
Men	Yes
Women	Yes

Housing:

Guaranteed Housing if Matriculation Fee	
Paid by May 1	Yes
Percentage of Full-time Undergraduates	
Living on Campus	78%

Admission Information (2022-2023):

Early Decision	No
Apply by	N/A
Admission Notification by	N/A
Regular Admission	
Apply by	Rolling
Admission Notification by	2 weeks
Application Fee	\$20
Application Fee Waiver	Yes
Online Application Fee	\$0
Deferred Admission	Yes
Early Admission (after Junior Year)	No
Candidates Reply Date	May 1
Tuition Deposit	\$100

Financial Aid Information:

Director of Financial Aid	Tangi Ritchie
Phone Number	(419) 448-3580
Email	RitchieT@tiffin.edu
CSS Financial Aid Profile	No
Institutional Financial Aid Form	No
Application Deadline	Rolling
Financial Aid Award Announcement	Rolling
Scholarship Info	www.tiffin.edu

Athletics:

Athletic Division	NCAA II
Athletic Scholarships	Yes

Learning Disabled Students:

LD Formal Program Available	Yes
Limited Support Services Only	No

Other Information:

Can high school students enroll in CCP at your institution?	Yes
International Baccalaureate	Yes
ASL as foreign language credit	No

Cost for Academic Year 2022 - 2023:

Tuition	\$28,620
Room And Board	\$12,470
Required Fees	\$900
Total:	\$41,990
Average grant aid awarded to undergraduates (2021-2022)	Not provided

Contact Information:

Tiffin University
155 Miami Street - Tiffin, OH 44883
Executive Director of Undergraduate Admissions: Sarah Johnson
Phone: (800) 968-6446 Fax: (419) 443-5006
E-mail: JohnsonSaT@tiffin.edu Web: www.tiffin.edu



Fall 2021 Enrollment:	
Full-time Undergraduates	212
Part-time Undergraduates	277
Total Undergraduate Enrollment	489
Total Graduate Professional Enrollment	287
Percentage Undergraduate Men	53%
Percentage Undergraduate Women	47%
Percentage Undergraduate Minorities	60%
Average Class Size	7
Student to Faculty Ratio	6:1

Fall 2021 Freshman profile:	
Middle 50% ACT Composite	N/A
Middle 50% SAT Reading	N/A
Middle 50% SAT Math	N/A
Average Freshman GPA	N/A
Number in Freshman Class	1
% of Freshman Receiving Aid	100%
Average Financial Aid for Freshmen	\$21,295

Campus Life:	
Religious Affiliation	N/A
Campus Setting	City:Large
Academic Calendar	Trimester
Minority/Multicultural Programs	Yes
Contact:	Office of the Provost
Student Organizations	Yes
Fraternities & Sororities	N/A
Intramural Sports	
Men	No
Women	No

Housing:	
Guaranteed Housing if Matriculation Fee	
Paid by May 1	N/A
Percentage of Full-time Undergraduates	
Living on Campus	0%

Admission Information (2022-2023):

Early Decision	N/A
Apply by	N/A
Admission Notification by	N/A
Regular Admission	
Apply by	Rolling
Admission Notification by	Within 1 month
Application Fee	\$0
Application Fee Waiver	N/A
Online Application Fee	\$0
Deferred Admission	Yes
Early Admission (after Junior Year)	N/A
Candidates Reply Date	Beginning of term
Tuition Deposit	\$0

Financial Aid Information:

Director of Financial Aid	Jean Pohlman
Phone Number	(513) 861-6400
Email	jean.pohlman@myunion.edu
CSS Financial Aid Profile	Yes
Institutional Financial Aid Form	No
Application Deadline	Rolling
Financial Aid Award Announcement	Rolling
Scholarship Info	www.myunion.edu/scholarships

Athletics:

Athletic Division	N/A
Athletic Scholarships	No

Learning Disabled Students:

LD Formal Program Available	No
Limited Support Services Only	Yes

Other Information:

Can high school students enroll in CCP at your institution?	Yes
International Baccalaureate	Yes
ASL as foreign language credit	No

Cost for Academic Year 2022 - 2023:

Tuition	\$16,841
Room And Board	\$0
Required Fees	\$300
Total:	\$17,141
Average grant aid awarded to undergraduates (2021-2022)	\$3,946

Contact Information:

Union Institute & University
 2090 Florence Avenue - Cincinnati, OH 45206
 Executive Director of Enrollment Services: Pheng Yang
 Phone: (916) 692-7840 Fax: (513) 861-3218
 E-mail: Kongpheng.yang@myunion.edu Web: www.myunion.edu

Fall 2021 Enrollment:

Full-time Undergraduates	566
Part-time Undergraduates	97
Total Undergraduate Enrollment	663
Total Graduate Professional Enrollment	416
Percentage Undergraduate Men	7%
Percentage Undergraduate Women	93%
Percentage Undergraduate Minorities	39%
Average Class Size	8
Student to Faculty Ratio	7:1

Fall 2021 Freshman profile:

Middle 50% ACT Composite	19-26
Middle 50% SAT Reading	553-615
Middle 50% SAT Math	503-540
Average Freshman GPA	3.4
Number in Freshman Class	121
% of Freshman Receiving Aid	100%
Average Financial Aid for Freshmen	\$33,437

Campus Life:

Religious Affiliation	Roman Catholic
Campus Setting	Suburb:Large
Academic Calendar	Semester
Minority/Multicultural Programs	Yes
Contact:	Yolanda King
Student Organizations	Yes
Fraternities & Sororities	No
Intramural Sports	
Men	No
Women	No

Housing:

Guaranteed Housing if Matriculation Fee	
Paid by May 1	Yes
Percentage of Full-time Undergraduates	
Living on Campus	53%

Admission Information (2022-2023):

Early Decision	No
Apply by	N/A
Admission Notification by	N/A
Regular Admission	
Apply by	March 1
Admission Notification by	Rolling
Application Fee	\$0
Application Fee Waiver	N/A
Online Application Fee	\$0
Deferred Admission	Yes
Early Admission (after Junior Year)	Yes
Candidates Reply Date	May 1
Tuition Deposit	\$100 commuters, \$200 residents

Financial Aid Information:

Director of Financial Aid	Mary Lynn Perri
Phone Number	(440) 646-8330
Email	mperry@ursuline.edu
CSS Financial Aid Profile	No
Institutional Financial Aid Form	No
Application Deadline	Rolling
Financial Aid Award Announcement	After December 1, Rolling
Scholarship Info	www.ursuline.edu/scholarships

Athletics:

Athletic Division	NCAA II
Athletic Scholarships	Yes

Learning Disabled Students:

LD Formal Program Available	Yes
Limited Support Services Only	No

Other Information:

Can high school students enroll in CCP at your institution?	No
International Baccalaureate	Yes
ASL as foreign language credit	Yes

Cost for Academic Year 2022 - 2023:

Tuition	\$36,390
Room And Board	\$12,042
Required Fees	\$526
Total:	\$48,958
Average grant aid awarded to undergraduates (2021-2022)	\$38,263

Contact Information:

Ursuline College
2550 Lander Road - Pepper Pike, OH 44124
Director of Admission: Emily Haggerty
Phone: (440) 684-6107 Fax: (440) 684-6138

E-mail: admission@ursuline.edu Web: www.ursuline.edu/admission



Fall 2021 Enrollment:

Full-time Undergraduates	1,377
Part-time Undergraduates	262
Total Undergraduate Enrollment	1,639
Total Graduate Professional Enrollment	801
Percentage Undergraduate Men	45%
Percentage Undergraduate Women	55%
Percentage Undergraduate Minorities	24%
Average Class Size	14
Student to Faculty Ratio	14:1

Fall 2021 Freshman profile:

Middle 50% ACT Composite	20-26
Middle 50% SAT Reading	505-600
Middle 50% SAT Math	530-620
Average Freshman GPA	3.5
Number in Freshman Class	335
% of Freshman Receiving Aid	97%
Average Financial Aid for Freshmen	\$28,911

Campus Life:

Religious Affiliation	Roman Catholic
Campus Setting	Suburb:Large
Academic Calendar	Semester
Minority/Multicultural Programs	Yes
Contact:	Carrilyn Long
Student Organizations	Yes
Fraternities & Sororities	No
Intramural Sports	
Men	Yes
Women	Yes

Housing:

Guaranteed Housing if Matriculation Fee	
Paid by May 1	Yes
Percentage of Full-time Undergraduates	
Living on Campus	58%

Admission Information (2022-2023):

Early Decision	No
Apply by	N/A
Admission Notification by	N/A
Regular Admission	
Apply by	Rolling
Admission Notification by	Rolling
Application Fee	\$0
Application Fee Waiver	Yes
Online Application Fee	\$0
Deferred Admission	Yes
Early Admission (after Junior Year)	Rarely
Candidates Reply Date	May 1
Tuition Deposit	\$125

Financial Aid Information:

Director of Financial Aid	Holly VanGilder
Phone Number	(330) 490-7146
Email	hvangilder@walsh.edu
CSS Financial Aid Profile	No
Institutional Financial Aid Form	Yes
Application Deadline	May 1
Financial Aid Award Announcement	Rolling
Scholarship Info	www.walsh.edu/financial-aid-welcome.html

Athletics:

Athletic Division	NCAA II
Athletic Scholarships	Yes

Learning Disabled Students:

LD Formal Program Available	No
Limited Support Services Only	Yes

Other Information:

Can high school students enroll in CCP at your institution?	Yes
International Baccalaureate	Yes
ASL as foreign language credit	Yes

Cost for Academic Year 2022 - 2023:

Tuition	\$31,420
Room And Board	\$11,610
Required Fees	\$1,865
Total:	\$44,895
Average grant aid awarded to undergraduates (2021-2022)	Not provided

Contact Information: Walsh University

2020 East Maple Street NW - North Canton, OH 44720
Vice President of Enrollment Management: Rebecca Coneglio
Phone: (330) 490-7190 Fax: (330) 490-7165

E-mail: rconeglio@walsh.edu Web: www.walsh.edu/undergraduate-admission-procedures.html



Fall 2021 Enrollment:

Full-time Undergraduates	381
Part-time Undergraduates	163
Total Undergraduate Enrollment	544
Total Graduate Professional Enrollment	13
Percentage Undergraduate Men	40%
Percentage Undergraduate Women	60%
Percentage Undergraduate Minorities	99%
Average Class Size	10
Student to Faculty Ratio	19:1

Fall 2021 Freshman profile:

Middle 50% ACT Composite	15-20
Middle 50% SAT Reading	400-630
Middle 50% SAT Math	380-517
Average Freshman GPA	2.7
Number in Freshman Class	90
% of Freshman Receiving Aid	100%
Average Financial Aid for Freshmen	\$18,287

Campus Life:

Religious Affiliation	African Methodist Episcopal
Campus Setting	Rural:Fringe
Academic Calendar	Semester
Minority/Multicultural Programs	Yes
Contact:	Student Activities
Student Organizations	Yes
Fraternities & Sororities	Yes
Intramural Sports	
Men	Yes
Women	Yes

Housing:

Guaranteed Housing if Matriculation Fee	
Paid by May 1	Yes
Percentage of Full-time Undergraduates	
Living on Campus	95%

Admission Information (2022-2023):

Early Decision	N/A
Apply by	N/A
Admission Notification by	N/A
Regular Admission	
Apply by	April 1
Admission Notification by	Rolling
Application Fee	\$0
Application Fee Waiver	N/A
Online Application Fee	\$0
Deferred Admission	Yes
Early Admission (after Junior Year)	Rarely
Candidates Reply Date	May 15
Tuition Deposit	\$225

Financial Aid Information:

Director of Financial Aid	Ms. Andrea Sanders
Phone Number	(937) 708-5727
Email	asanders@wilberforce.edu
CSS Financial Aid Profile	Yes
Institutional Financial Aid Form	No
Application Deadline	March 15
Financial Aid Award Announcement	Rolling
Scholarship Info	www.wilberforce.edu/financial-aid/

Athletics:

Athletic Division	NAIA
Athletic Scholarships	Yes

Learning Disabled Students:

LD Formal Program Available	No
Limited Support Services Only	Yes

Other Information:

Can high school students enroll in CCP at your institution?	Yes
International Baccalaureate	No
ASL as foreign language credit	No

Cost for Academic Year 2022 - 2023:

Tuition	\$12,020
Room And Board	\$7,000
Required Fees	\$1,230
Total:	\$20,250
Average grant aid awarded to undergraduates (2021-2022)	Not provided

Contact Information:

Wilberforce University
P.O. Box 1001 - Wilberforce, OH 45384
Assistant Vice President of Enrollment Management: James Burrell
Phone: (937) 376-2911
E-mail: jburrell@wilberforce.edu Web: www.wilberforce.edu



Fall 2021 Enrollment:	
Full-time Undergraduates	982
Part-time Undergraduates	50
Total Undergraduate Enrollment	1,032
Total Graduate Professional Enrollment	4
Percentage Undergraduate Men	45%
Percentage Undergraduate Women	55%
Percentage Undergraduate Minorities	19%
Average Class Size	20
Student to Faculty Ratio	13:1

Fall 2021 Freshman profile:	
Middle 50% ACT Composite	17-23
Middle 50% SAT Reading	480-570
Middle 50% SAT Math	480-580
Average Freshman GPA	3.41
Number in Freshman Class	226
% of Freshman Receiving Aid	100%
Average Financial Aid for Freshmen	\$22,414

Campus Life:	
Religious Affiliation	Friends
Campus Setting	Town:Distant
Academic Calendar	Semester
Minority/Multicultural Programs	Yes
Contact:	Office of Diversity and Inclusion
Student Organizations	Yes
Fraternities & Sororities	Yes
Intramural Sports	
Men	Yes
Women	Yes

Housing:	
Guaranteed Housing if Matriculation Fee	
Paid by May 1	Yes
Percentage of Full-time Undergraduates	
Living on Campus	70%

Admission Information (2022-2023):

Early Decision	No
Apply by	N/A
Admission Notification by	N/A
Regular Admission	
Apply by	August 1
Admission Notification by	Rolling
Application Fee	\$0
Application Fee Waiver	N/A
Online Application Fee	\$0
Deferred Admission	No
Early Admission (after Junior Year)	No
Candidates Reply Date	May 1
Tuition Deposit	\$100

Financial Aid Information:

Director of Financial Aid	Cheryl Louallen
Phone Number	(937) 481-2337
Email	cheryl_louallen@wilmington.edu
CSS Financial Aid Profile	No
Institutional Financial Aid Form	No
Application Deadline	Rolling
Financial Aid Award Announcement	Priority
Scholarship Info	www.wilmington.edu/admission/financial-aid

Athletics:

Athletic Division	NCAA III
Athletic Scholarships	No

Learning Disabled Students:

LD Formal Program Available	No
Limited Support Services Only	Yes

Other Information:

Can high school students enroll in CCP at your institution?	No
International Baccalaureate	No
ASL as foreign language credit	No

Cost for Academic Year 2022 - 2023:

Tuition	\$28,415
Room And Board	\$10,870
Required Fees	\$1,075
Total:	\$40,360
Average grant aid awarded to undergraduates (2021-2022)	Not provided

Contact Information: Wilmington College

1870 Quaker Way, Pyle Box 1325 - Wilmington, OH 45177
Senior Director of Admission: Adam Lohrey
Phone: (937) 481-2266 Fax: (937) 481-2936

E-mail: adam_lohrey@wilmington.edu Web: www.wilmington.edu/admission/



Fall 2021 Enrollment:

Full-time Undergraduates	1,238
Part-time Undergraduates	48
Total Undergraduate Enrollment	1,286
Total Graduate Professional Enrollment	40
Percentage Undergraduate Men	46%
Percentage Undergraduate Women	54%
Percentage Undergraduate Minorities	20%
Average Class Size	19
Student to Faculty Ratio	11:1

Fall 2021 Freshman profile:

Middle 50% ACT Composite	19-26
Middle 50% SAT Reading	520-620
Middle 50% SAT Math	490-610
Average Freshman GPA	3.50
Number in Freshman Class	358
% of Freshman Receiving Aid	100%
Average Financial Aid for Freshmen	\$38,294

Campus Life:

Religious Affiliation	Evangelical Lutheran Church
Campus Setting	City:Small
Academic Calendar	Semester
Minority/Multicultural Programs	Yes
Contact:	Admission Office
Student Organizations	Yes
Fraternities & Sororities	Yes
Intramural Sports	
Men	Yes
Women	Yes

Housing:

Guaranteed Housing if Matriculation Fee	
Paid by May 1	Yes
Percentage of Full-time Undergraduates	
Living on Campus	95%

Admission Information (2022-2023):

Early Decision	Yes
Apply by	November 1
Admission Notification by	December 15
Regular Admission	
Apply by	Rolling
Admission Notification by	April 1
Application Fee	\$0
Application Fee Waiver	N/A
Online Application Fee	\$0
Deferred Admission	Yes
Early Admission (after Junior Year)	Yes
Candidates Reply Date	May 1
Tuition Deposit	\$500

Financial Aid Information:

Director of Financial Aid	Amy Barnhart
Phone Number	(937) 327-7318
Email	barnharta1@wittenberg.edu
CSS Financial Aid Profile	No
Institutional Financial Aid Form	No
Application Deadline	March 1
Financial Aid Award Announcement	Rolling
Scholarship Info	www.wittenberg.edu/admission/wittenberg-scholarships

Athletics:

Athletic Division	NCAA III
Athletic Scholarships	No

Learning Disabled Students:

LD Formal Program Available	No
Limited Support Services Only	Yes

Other Information:

Can high school students enroll in CCP at your institution?	Yes
International Baccalaureate	Yes
ASL as foreign language credit	No

Cost for Academic Year 2022 - 2023:

Tuition	\$42,260
Room And Board	\$11,280
Required Fees	\$846
Total:	\$54,386
Average grant aid awarded to undergraduates (2021-2022)	Not provided

Contact Information:

Wittenberg University

P.O. Box 720 - Springfield, OH 45501

Director of Admission for Counselor Development: Kelsey Ellis

Phone: (937) 327-6317 Fax: (937) 327-6379

E-mail: ellisk@wittenberg.edu Web: www.wittenberg.edu/admission



Fall 2021 Enrollment:	
Full-time Undergraduates	1,947
Part-time Undergraduates	21
Total Undergraduate Enrollment	1,968
Total Graduate Professional Enrollment	0
Percentage Undergraduate Men	46%
Percentage Undergraduate Women	54%
Percentage Undergraduate Minorities	26%
Average Class Size	13
Student to Faculty Ratio	11:1

Fall 2021 Freshman profile:	
Middle 50% ACT Composite	26-32
Middle 50% SAT Reading	620-720
Middle 50% SAT Math	600-710
Average Freshman GPA	N/A
Number in Freshman Class	575
% of Freshman Receiving Aid	99%
Average Financial Aid for Freshmen	\$43,059

Campus Life:	
Religious Affiliation	N/A
Campus Setting	Town:Distant
Academic Calendar	Semester
Minority/Multicultural Programs	Yes
Contact:	David Newberry-Yokley
Student Organizations	Yes
Fraternities & Sororities	Yes
Intramural Sports	
Men	Yes
Women	Yes

Housing:	
Guaranteed Housing if Matriculation Fee	
Paid by May 1	Yes
Percentage of Full-time Undergraduates	
Living on Campus	99%

Admission Information (2022-2023):

Early Decision	Yes
Apply by	Nov. 1 or Jan. 15
Admission Notification by	Nov. 15 or Feb. 1
Regular Admission	
Apply by	February 15
Admission Notification by	April 1
Application Fee	\$0
Application Fee Waiver	N/A
Online Application Fee	\$0
Deferred Admission	Yes
Early Admission (after Junior Year)	Yes
Candidates Reply Date	May 1
Tuition Deposit	\$400

Financial Aid Information:

Director of Financial Aid	Dana Kennedy
Phone Number	(330) 263-2317
Email	financialaid@wooster.edu
CSS Financial Aid Profile	Optional, Profile or Institutional
Institutional Financial Aid Form	No
Application Deadline	February 15
Financial Aid Award Announcement	Rolling basis
Scholarship Info	www.wooster.edu/admissions/scholarships

Athletics:

Athletic Division	NCAA III
Athletic Scholarships	No

Learning Disabled Students:

LD Formal Program Available	No
Limited Support Services Only	Yes

Other Information:

Can high school students enroll in CCP at your institution?	No
International Baccalaureate	Yes
ASL as foreign language credit	No

Cost for Academic Year 2022 - 2023:

Tuition	\$57,050
Room And Board	\$13,500
Required Fees	\$450
Total:	\$71,000
Average grant aid awarded to undergraduates (2021-2022)	\$36,125

Contact Information:

The College of Wooster

847 College Avenue - Wooster, OH 44691

Vice President for Enrollment: Jennifer Winge

Phone: (800) 877-9905 Fax: (330) 263-2621

E-mail: admissions@wooster.edu Web: wooster.edu/admissions/



Fall 2021 Enrollment:

Full-time Undergraduates	4,879
Part-time Undergraduates	260
Total Undergraduate Enrollment	5,139
Total Graduate Professional Enrollment	1,493
Percentage Undergraduate Men	44%
Percentage Undergraduate Women	56%
Percentage Undergraduate Minorities	23%
Average Class Size	21
Student to Faculty Ratio	11:1

Fall 2021 Freshman profile:

Middle 50% ACT Composite	22-28
Middle 50% SAT Reading	550-650
Middle 50% SAT Math	540-630
Average Freshman GPA	3.68
Number in Freshman Class	1183
% of Freshman Receiving Aid	100%
Average Financial Aid for Freshmen	\$29,071

Campus Life:

Religious Affiliation	Roman Catholic
Campus Setting	City:Large
Academic Calendar	Semester
Minority/Multicultural Programs	Yes
Contact:	Sherrae Mack, PhD
Student Organizations	Yes
Fraternities & Sororities	No
Intramural Sports	
Men	Yes
Women	Yes

Housing:

Guaranteed Housing if Matriculation Fee	
Paid by May 1	Yes
Percentage of Full-time Undergraduates	
Living on Campus	43%

Admission Information (2022-2023):

Early Decision	No
Apply by	N/A
Admission Notification by	N/A
Regular Admission	
Apply by	N/A
Admission Notification by	N/A
Application Fee	\$0
Application Fee Waiver	N/A
Online Application Fee	\$0
Deferred Admission	Yes
Early Admission (after Junior Year)	No
Candidates Reply Date	May 1
Tuition Deposit	\$500

Financial Aid Information:

Director of Financial Aid	Adrienne Montgomery
Phone Number	(513) 745-3302
Email	xufinaid@xavier.edu
CSS Financial Aid Profile	No
Institutional Financial Aid Form	No
Application Deadline	February 15
Financial Aid Award Announcement	March 1
Scholarship Info	xavier.edu/undergraduate-admission/ tuition-and-aid/scholarships/index

Athletics:

Athletic Division	NCAA I
Athletic Scholarships	Yes

Learning Disabled Students:

LD Formal Program Available	No
Limited Support Services Only	Yes

Other Information:

Can high school students enroll in CCP at your institution?	No
International Baccalaureate	Yes
ASL as foreign language credit	Yes

Cost for Academic Year 2022 - 2023:

Tuition	\$44,770
Room And Board	\$13,820
Required Fees	\$230
Total:	\$58,820
Average grant aid awarded to undergraduates (2021-2022)	Not provided

Contact Information:

Xavier University
3800 Victory Parkway - Cincinnati, OH 45207
Dean of Admission: Lauren Parcell
Phone: (513) 745-1014 Fax: (513) 745-4319

E-mail: parcelll@xavier.edu Web: www.xavier.edu/undergraduate-admission/

Degree Programs B=Bachelor A=Associate G=Graduate																										
	Antioch College	Art Academy of Cincinnati	Ashland University	Aultman College of Nursing and Health Sciences	Baldwin Wallace University	Bluffton University	Capital University	Case Western Reserve University	Cedarville University	The Christ College of Nursing and Health Sciences	Cleveland Institute of Art	Columbus College of Art & Design	University of Dayton	Defiance College	Denison University	The University of Findlay	Franciscan University of Steubenville	Franklin University	Good Samaritan College of Nursing and Health Science	Heidelberg University	Hiram College	John Carroll University	Kenyon College	Kettering College	Lake Erie College	Lourdes University
Accounting			BG		BG	B	B	BG	B				BG	B		AB	AB	ABG		B	B	BG			B	AB
Acting					B																					
Advanced Imaging																								B		
Advertising												B													B	
African American Studies															B								B			
Agriculture																B										
Allied Health									B																	
American Studies																							B			
Analytics																										
Ancient																										
Animal Studies																B										
Animation	B									B	B															
Anthropology	B							BG							B		B						B			
Applied Behavior Analysis													G													
Applied Business Administration					B																					
Applied Computer Science																					B					
Applied Mathematics / Mathematical Economics					B								BG													
Applied Science in Radiography				A																						
Archaeology																										
Art / Art Design		BG	B			B	B		B		B	BG	B		B	B					B		B		B	AB
Art Education		G	B		B	B	B	BG					B			B										
Art History	B							BG					B		B								B			AB
Art Therapy	B					B	B																			
Arts Management & Entrepreneurship					B																					
Asian/East Asian/ Chinese Studies								B							B								B		B	
Associate of Science Degree in Health Science																			A							
Astronomy								BG							B											
Astrophysics																										
Athletic Coaching																										
Athletic Training									G											G						

Degree Programs B=Bachelor A=Associate G=Graduate																										
Malone University	Marietta College	Mercy College of Ohio	Mount Carmel College of Nursing	Mount St. Joseph University	University of Mount Union	Mount Vernon Nazarene University	Muskingum University	University of Northwestern Ohio	Notre Dame College	Oberlin College	Ohio Christian University	Ohio Dominican University	Ohio Northern University	Ohio Wesleyan University	Otterbein University	University of Rio Grande	Tiffin University	Union Institute & University	Ursuline College	Walsh University	Wilberforce University	Wilmington College	Wittenberg University	The College of Wooster	Xavier University	
B	B			B	B	B	B	AB	B		B	AB	BG	B	B		B			B	B	B	B		BG	Accounting
	B														B											Acting
		B																								Advanced Imaging
	B																							B		Advertising
										B				B										B		African American Studies
								AB														B				Agriculture
															BG	AB										Allied Health
										B																American Studies
						B								B									G	B		Analytics
														B												Ancient
							B																			Animal Studies
																										Animation
										B				B										B		Anthropology
																										Applied Behavior Analysis
																										Applied Business Administration
														B												Applied Computer Science
	B													B												Applied Mathematics / Mathematical Economics
																										Applied Science in Radiography
										B														B		Archaeology
	B			B	B	B	B			B		B	B		B	AB	BG		B				B	B	B	Art / Art Design
				B		B	B					B	B	B		B	G									Art Education
										B				B	B									B		Art History
																			BG							Art Therapy
																	B									Arts Management & Entrepreneurship
	B									B				B									B	B		Asian/East Asian/ Chinese Studies
		A										A				AB										Associate of Science Degree in Health Science
														B												Astronomy
														B												Astrophysics
					G											G							G		G	Athletic Coaching
	G														BG					B		BG			G	Athletic Training

Degree Programs B=Bachelor A=Associate G=Graduate	Antioch College	Art Academy of Cincinnati	Ashland University	Aultman College of Nursing and Health Sciences	Baldwin Wallace University	Bluffton University	Capital University	Case Western Reserve University	Cedarville University	The Christ College of Nursing and Health Sciences	Cleveland Institute of Art	Columbus College of Art & Design	University of Dayton	Defiance College	Denison University	The University of Findlay	Franciscan University of Steubenville	Franklin University	Good Samaritan College of Nursing and Health Science	Heidelberg University	Hiram College	John Carroll University	Kenyon College	Kettering College	Lake Erie College	Lourdes University
Athletics Communication						B																				
Auto/Diesel Technology																										
Automotive Management																										
Automotive Technology																										
Behavioral Science															B											
Bible Studies			G			B			BG						B											
Biblical Leadership			G						G																	
Biochemistry / Molecular Biology			B				B	BG	B				B	B	B	B	B			B	B	B	B			
Biology	B		B		B	B	B	BG	B				BG	B	B	B	B			B	B	BG	B		B	B
Biomedical Sciences or Humanities																				B						
Biopsychology																										
Bioscience Technology																										
Botany	B																									
Business Administration			BG		B	BG	BG	BG	G				G	ABG		BG	ABG	ABG		BG		G			BG	ABG
Business Analytics					G				G				G			B		G								
Business Education																										
Business Forensics																	B									
Business Information Systems					B																					
Business of Health Care					B																					
Cell and Molecular Biology									B					B								B				
Ceramics		B																								
Chemical Physics																						B				
Chemistry	B		B		B	B	B	BG	B				BG	B	B	B	B			B	B	B	B		B	
Chemistry Education									B																	
Child and Family Studies	B					B																B				
Christian Education			G				B						B													
Church Music Ministry																										
Cinema	B											B			B								B			
Classics								B							B		B					B	B			

Malone University	Marietta College	Mercy College of Ohio	Mount Carmel College of Nursing	Mount St. Joseph University	University of Mount Union	Mount Vernon Nazarene University	Muskingum University	University of Northwestern Ohio	Notre Dame College	Oberlin College	Ohio Christian University	Ohio Dominican University	Ohio Northern University	Ohio Wesleyan University	Otterbein University	University of Rio Grande	Tiffin University	Union Institute & University	Ursuline College	Walsh University	Wilberforce University	Wilmington College	Wittenberg University	The College of Wooster	Xavier University	Degree Programs B=Bachelor A=Associate G=Graduate
							B																			Athletics Communication
								A																		Auto/Diesel Technology
								AB																		Automotive Management
								AB																		Automotive Technology
				B												BG				B						Behavioral Science
B						B					B															Bible Studies
																										Biblical Leadership
B	B			B	B		B		B	B			B	B	B	B			B	B			B	B		Biochemistry / Molecular Biology
B	B	B		B	B	B	B		B	B		B	B	B	B	AB			B	B	B	B	B	B	B	Biology
				B																						Biomedical Sciences or Humanities
												B														Biopsychology
																			B							Bioscience Technology
														B												Botany
BG	A					ABG	B	ABG	AB		ABG	ABG	B	B	BG	AB	BG	G	B	BG		B		B	BG	Business Administration
					G	G									B								G		B	Business Analytics
																										Business Education
																	BG									Business Forensics
	B						G																	BG		Business Information Systems
		BG											B													Business of Health Care
													B													Cell and Molecular Biology
																								B		Ceramics
																								B		Chemical Physics
B	B			B	B	B	B		B	B		AB	B	B	B	A	B		B	B		B	B	B	B	Chemistry
B	B											B	B		B									B		Chemistry Education
							B																			Child and Family Studies
						B																				Christian Education
						B					B															Church Music Ministry
										B																Cinema
										B				B										B	B	Classics

Degree Programs B=Bachelor A=Associate G=Graduate																										
	Antioch College	Art Academy of Cincinnati	Ashland University	Aultman College of Nursing and Health Sciences	Baldwin Wallace University	Bluffton University	Capital University	Case Western Reserve University	Cedarville University	The Christ College of Nursing and Health Sciences	Cleveland Institute of Art	Columbus College of Art & Design	University of Dayton	Defiance College	Denison University	The University of Findlay	Franciscan University of Steubenville	Franklin University	Good Samaritan College of Nursing and Health Science	Heidelberg University	Hiram College	John Carroll University	Kenyon College	Kettering College	Lake Erie College	Lourdes University
Clinical Laboratory Sciences														B												
Cognitive Science	B							BG																		
Communication and Digital Media						B			B					B												
Communication Arts	B	AB												B			B									
Communication Sciences and Disorders					B	B																				
Communications / Comm Studies			B		B	B	B		B				BG	B	B	BG		AB		B	B	B			BG	
Communications Management																										
Communications Sciences and Disorders						B																				
Community Health Promotion					B																					
Computer Information System			B					BG					B			B	B									
Computer Science			B		B		B	BG	B				BG	B	B	AB	B	ABG		B	B	B	B			B
Conservation Science																										
Construction Management																										
Craft Beverages																										AB
Creative Writing		B	BG		B											BG					B					
Criminal Justice/ Criminology			AB		B	B	B		B				B	AB		B	B	ABG		B	B	B			B	AB
Cross-Disciplinary Studies	B						B								B							B				
Cultural Studies	B														B											
Cyber Operations									B																	
Cybersecurity			B											B				ABG								
Cybersecurity Analyst					B											G										
Dance								BG							B								B		B	
Data Analytics			B		B			B								B		G								
Data Science					B																	B				
Data Science and Analytics								B																		
Diagnostic Medical Sonography										A						AB										
Dietetics			B			BG		BG					BG													

Malone University	Marietta College	Mercy College of Ohio	Mount Carmel College of Nursing	Mount St. Joseph University	University of Mount Union	Mount Vernon Nazarene University	Muskingum University	University of Northwestern Ohio	Notre Dame College	Oberlin College	Ohio Christian University	Ohio Dominican University	Ohio Northern University	Ohio Wesleyan University	Otterbein University	University of Rio Grande	Tiffin University	Union Institute & University	Ursuline College	Walsh University	Wilberforce University	Wilmington College	Wittenberg University	The College of Wooster	Xavier University	Degree Programs B=Bachelor A=Associate G=Graduate
B													B							B						Clinical Laboratory Sciences
																										Cognitive Science
				B		AB											B						B	B		Communication and Digital Media
B				B									B				B					B			AB	Communication Arts
						B																		B		Communication Sciences and Disorders
	B			B		AB	B		B				B	B	B	AB	BG			B			B	B	B	Communications / Comm Studies
	B																									Communications Management
				B																				B		Communications Sciences and Disorders
																										Community Health Promotion
	B					AB		A			AB						B			AB						Computer Information System
B	B			B	B	B	B			B		B	B	B	B	B	B			B	B		B	B	B	Computer Science
							B								B	B										Conservation Science
													B													Construction Management
																										Craft Beverages
B	B									B			B	B	B											Creative Writing
B				B	B	B	B		B		B	B	B		B		BG	B		B		B			ABG	Criminal Justice/ Criminology
	B						B		B			AB		B						B				B		Cross-Disciplinary Studies
						B				B							B	G								Cultural Studies
																										Cyber Operations
B									B			B					BG	G		B			B			Cybersecurity
																										Cybersecurity Analyst
										B														B		Dance
B						BG					B		B	B			G			B			G	B		Data Analytics
												B											B	B	B	Data Science
					B																			B		Data Science and Analytics
																AB										Diagnostic Medical Sonography
																		G	B							Dietetics

Degree Programs B=Bachelor A=Associate G=Graduate	Antioch College	Art Academy of Cincinnati	Ashland University	Aultman College of Nursing and Health Sciences	Baldwin Wallace University	Bluffton University	Capital University	Case Western Reserve University	Cedarville University	The Christ College of Nursing and Health Sciences	Cleveland Institute of Art	Columbus College of Art & Design	University of Dayton	Defiance College	Denison University	The University of Findlay	Franciscan University of Steubenville	Franklin University	Good Samaritan College of Nursing and Health Science	Heidelberg University	Hiram College	John Carroll University	Kenyon College	Kettering College	Lake Erie College	Lourdes University
Digital & Media Studies	B	B	B				B																		B	B
Digital Forensics																										
Digital Marketing					B		B														B					
Digital Media Design		B			B		B		B			B														
Divinity/Ministry			G				BG		G				G													
Drama/Theatre							B	BG	B				B		B	B	B			B			B		B	
Drawing	B	B									B															
Earth Science	B							BG																		
Ecology	B													B												
Economic Management																										
Economics	B		B		B	B	B	B	B				B	B	B	B	B			B		B	B			
Education			BG						B					BG	B	G						B				
Education - Adolescence License			BG			B	B	BG	B				BG	B		B	B			B		BG			B	B
Education - Early Childhood			BG		B	B	B		B				BG	B	B	B	BG	B				BG			B	B
Education - Early Childhood License			BG			B	B		B				BG	B		B	B	B		B	B	BG			B	B
Education - Integrated Language Arts			B			B			B					B							B				B	
Education - Integrated Mathematics			B			B			B					B											B	
Education - Integrated Science			B						B					B							B					
Education - Integrated Social Studies			B			B			B					B							B				B	
Education - Intervention Specialist			BG		BG	B	B		B				BG	BG		B	B	B		B					B	G
Education - Middle Childhood			BG		B	B	B		B				BG	B		B	B	B		B		BG				B
Education - Middle Childhood License			BG			B	B		B				BG	B		B	B				B	BG				B
Education - Middle-age License			BG			B	B							B		B										
Education - Special						B			B					B											BG	BG
Education - Young Adult			BG		B	B	B						BG	B		B	B	B		B		BG			B	B
Education / Educational Studies							BG														B				G	

Malone University	Marietta College	Mercy College of Ohio	Mount Carmel College of Nursing	Mount St. Joseph University	University of Mount Union	Mount Vernon Nazarene University	Muskingum University	University of Northwestern Ohio	Notre Dame College	Oberlin College	Ohio Christian University	Ohio Dominican University	Ohio Northern University	Ohio Wesleyan University	Otterbein University	University of Rio Grande	Tiffin University	Union Institute & University	Ursuline College	Walsh University	Wilberforce University	Wilmington College	Wittenberg University	The College of Wooster	Xavier University	Degree Programs B=Bachelor A=Associate G=Graduate
B						AB							B											B	B	Digital & Media Studies
								A									B									Digital Forensics
											G															Digital Marketing
							B	A									B							B		Digital Media Design
						BG					BG															Divinity/Ministry
	B						B		B	B			B	B	B							B	B	B	B	Drama/Theatre
																										Drawing
							B																B	B		Earth Science
																										Ecology
														B										B		Economic Management
	B			B			B			B		B		B	B							B	B	B	B	Economics
	B					BG			B		G	B	B	B				G	G			B	BG	B		Education
	B			BG	B	BG	B		B		B	B	B	B					G	B		B		B		Education - Adolescence License
B	B			BG	B	BG	B		B		AB	B	B	B	B	B		B	G	B		B		B	A	Education - Early Childhood
B	B			BG	B	B	BG		B		B	B	B		B	A			G	B		B		B		Education - Early Childhood License
	B			B		B	B				B	B	B		B	B	B		G	B				B		Education - Integrated Language Arts
	B			B		B	B				B	B	B		B	B			G	B				B		Education - Integrated Mathematics
	B			B			B					B	B		B		B		G	B						Education - Integrated Science
	B			B		B	B				B	B	B		B	B	B		G	B				B		Education - Integrated Social Studies
B	B			BG	B	BG	BG		BG		B	B			BG	B			G	B		B				Education - Intervention Specialist
B	B			BG	B	B	B		B		B	B	B	B	BG	B			G	B		B		B	B	Education - Middle Childhood
B	B			BG	B	BG	BG		B		B	B	B		B				G	B		B		B		Education - Middle Childhood License
	B			BG	B	BG	B				B	B	B				B		G	B				B		Education - Middle-age License
	B			BG			B				G			B	G				G	B		B			BG	Education - Special
	B			BG		B	B		B		B	B	B		B	B	BG		G	B		B		B		Education - Young Adult
B	B					B					G	B	B		B			G		BG		B	B	B		Education / Educational Studies

[illegible]

Malone University	Marietta College	Mercy College of Ohio	Mount Carmel College of Nursing	Mount St. Joseph University	University of Mount Union	Mount Vernon Nazarene University	Muskingum University	University of Northwestern Ohio	Notre Dame College	Oberlin College	Ohio Christian University	Ohio Dominican University	Ohio Northern University	Ohio Wesleyan University	Otterbein University	University of Rio Grande	Tiffin University	Union Institute & University	Ursuline College	Walsh University	Wilberforce University	Wilmington College	Wittenberg University	The College of Wooster	Xavier University	Degree Programs B=Bachelor A=Associate G=Graduate
				G	G				G			G			G			G	G	G			G			Education Leadership
					G				G			G					G		G					G		Educational Administration
													B				G									Educational Technology
																										Electro-Optics
	B					B	B								B		BG									Electronic Media (Radio/TV)
											B							B								Emergency Management
						B			G		B						BG	B								Emergency Management & Homeland Security
	B																									Energy Management
																										Engineering - Aerospace
					B																					Engineering - Biomedical
																				B						Engineering - Chemical
					BG							B														Engineering - Civil
					B	B						B								B	B					Engineering - Computer
					B	B						B									B					Engineering - Electrical
	B																									Engineering - Environmental
					B	B						B		B												Engineering - Mechanical
	B																									Engineering - Petroleum
															B									B		Engineering - Physics
															B											Engineering - Systems
	B									B		B							B	B				B		Engineering 3+2
													B													Engineering Education
																										Engineering Management
																										Engineering Mechanics

Degree Programs B=Bachelor A=Associate G=Graduate	Antioch College	Art Academy of Cincinnati	Ashland University	Aultman College of Nursing and Health Sciences	Baldwin Wallace University	Bluffton University	Capital University	Case Western Reserve University	Cedarville University	The Christ College of Nursing and Health Sciences	Cleveland Institute of Art	Columbus College of Art & Design	University of Dayton	Defiance College	Denison University	The University of Findlay	Franciscan University of Steubenville	Franklin University	Good Samaritan College of Nursing and Health Science	Heidelberg University	Hiram College	John Carroll University	Kenyon College	Kettering College	Lake Erie College	Lourdes University
Engineering Science					B																					
Engineering Technology													B													
Engineering Technology - Electronic & Computer													B													
Engineering Technology - Industrial													B													
Engineering Technology - Mechanical													B													
English	B		B		B	B	B	BG	B				BG	B	B	B	B			B	B	BG	B		B	AB
English (Teaching/ Licensure)						B	BG																			
English Integrated Language Arts					B	B																				
Enterprise Risk Analytics					B																					
Entrepreneurship / Innovation and Entrepreneurship			BG					BG	G				B	B		A		B				G			B	
Environmental Biology	B												B													
Environmental Geology								B					B													
Environmental Science	B		B		B		B		B					B	B					B		B			B	B
Environmental Studies	B							B						B	B	BG					B		B			
Equestrian Studies																AB									B	
Esports and Gaming																					B					
Exercise Science			BG		BG	B	B		B					B		B				B	B	B				B
Family Nurse Practitioner									G																	
Fashion Design												B														
Fashion Merchandising			B																							
Film Studies	B				B																					
Finance			BG		B			BG	B				BG	B	B	AB	B	AB				B			B	
Financial Economics					B		B																			
Financial Mathematics													G													

Malone University	Marietta College	Mercy College of Ohio	Mount Carmel College of Nursing	Mount St. Joseph University	University of Mount Union	Mount Vernon Nazarene University	Muskingum University	University of Northwestern Ohio	Notre Dame College	Oberlin College	Ohio Christian University	Ohio Dominican University	Ohio Northern University	Ohio Wesleyan University	Otterbein University	University of Rio Grande	Tiffin University	Union Institute & University	Ursuline College	Walsh University	Wilberforce University	Wilmington College	Wittenberg University	The College of Wooster	Xavier University	Degree Programs B=Bachelor A=Associate G=Graduate
							B		B																	Engineering Science
																										Engineering Technology
																										Engineering Technology - Electronic & Computer
																										Engineering Technology - Industrial
																										Engineering Technology - Mechanical
B	B			B	B	B	B		B	B	B	BG	B	B	B	A	B		B		B	B	B	B	AB	English
	B						B				B	B		B	B		BG			B				B	G	English (Teaching/ Licensure)
	B					B	B					B	B		B											English Integrated Language Arts
																										Enterprise Risk Analytics
	B								B								B								B	Entrepreneurship / Innovation and Entrepreneurship
	B					B							B													Environmental Biology
																								B		Environmental Geology
	B				B		B		B			B	B	B	B	AB						B	B	B	B	Environmental Science
B	B									B			B	B										B		Environmental Studies
															B							B				Equestrian Studies
																	B									Esports and Gaming
B				B	B	AB	B					B	B	B	B	AB	B		B	B		B	B		B	Exercise Science
															G				G						G	Family Nurse Practitioner
																			B							Fashion Design
																			B							Fashion Merchandising
										B				B			G							B	B	Film Studies
B	B				B	BG			B		BG	B	B	B	B		BG			B		B	B	B	BG	Finance
				B										B										B		Financial Economics
																										Financial Mathematic

Degree Programs B=Bachelor A=Associate G=Graduate																		
	Antioch College	Art Academy of Cincinnati	Ashland University	Aultman College of Nursing and Health Sciences	Baldwin Wallace University	Bluffton University	Capital University	Case Western Reserve University	Cedarville University	The Christ College of Nursing and Health Sciences	Cleveland Institute of Art	Columbus College of Art & Design	University of Dayton	Defiance College	Denison University	The University of Findlay	Franciscan University of Steubenville	Franklin University
Financial Planning																		B
Fine Arts	B	B	B									BG	B		B			
Fitness/Nutrition							B	BG								B		
Foreign Language - Arabic															B			
Foreign Language - Chinese								B							B			
Foreign Language - French							B	BG					B		B		B	
Foreign Language - German					B			B					B		B		B	
Foreign Language - Hebrew																		
Foreign Language - Italian																		
Foreign Language - Japanese															B	B		
Foreign Language - Russian																		
Foreign Language - Spanish					B	B	B	B	B				B		B	B	B	
Foreign Language Education									B				B			B		
Forensic Accounting														B				AB
Forensic Biology			B															
Forensic Sciences			B						B					B		B		
Forensic Studies														B		B		
French Studies					B			B										
Game Design										B	B			B				
Gender	B														B			
General Studies	B		A				B			A			B	B			A	
Genetics								G										
Geography																		
Geology								BG	B				B		B			
German Studies								B										B
Gerontology								B										
Global Leadership and Change																		
Government & National Security / National Security					B													
Graphic Design		AB	B			B			B		B	B	B	B		B		
Health & Fitness														B	B			

Malone University	Marietta College	Mercy College of Ohio	Mount Carmel College of Nursing	Mount St. Joseph University	University of Mount Union	Mount Vernon Nazarene University	Muskingum University	University of Northwestern Ohio	Notre Dame College	Oberlin College	Ohio Christian University	Ohio Dominican University	Ohio Northern University	Ohio Wesleyan University	Otterbein University	University of Rio Grande	Tiffin University	Union Institute & University	Ursuline College	Walsh University	Wilberforce University	Wilmington College	Wittenberg University	The College of Wooster	Xavier University	Degree Programs B=Bachelor A=Associate G=Graduate
				B		B							B	B		B							B			Financial Planning
													B	B		B							B			Fine Arts
													B			B		B								Fitness/Nutrition
																	B									Foreign Language - Arabic
										B														B		Foreign Language - Chinese
					B					B			B											B	AB	Foreign Language - French
										B												B	B	AB		Foreign Language - German
										B																Foreign Language - Hebrew
										B																Foreign Language - Italian
					B					B																Foreign Language - Japanese
										B													B			Foreign Language - Russian
B					B		B			B			B	B	B							B	B	B	AB	Foreign Language - Spanish
																							B			Foreign Language Education
								B					G				B									Forensic Accounting
													B													Forensic Biology
																	BG								G	Forensic Sciences
																	BG									Forensic Studies
																								B		French Studies
														B	B					B						Game Design
																								B	B	Gender
A	B					A		AB	A	B	B					A				B						General Studies
													B													Genetics
													B													Geography
	B						B			B														B		Geology
										B														B		German Studies
																										Gerontology
															B		G									Global Leadership and Change
					B												B									Government & National Security / National Security
	B			B		B		A	B			B	B		B					B					B	Graphic Design
							B						B	B	B		B	G								Health & Fitness

76

Malone University	Marietta College	Mercy College of Ohio	Mount Carmel College of Nursing	Mount St. Joseph University	University of Mount Union	Mount Vernon Nazarene University	Muskingum University	University of Northwestern Ohio	Notre Dame College	Oberlin College	Ohio Christian University	Ohio Dominican University	Ohio Northern University	Ohio Wesleyan University	Otterbein University	University of Rio Grande	Tiffin University	Union Institute & University	Ursuline College	Walsh University	Wilberforce University	Wilmington College	Wittenberg University	The College of Wooster	Xavier University	Degree Programs B=Bachelor A=Associate G=Graduate
		BG					B		B						G		B			B	B				BG	Health Administration
		BG				BG		B	B		BG		B		G	B	BG	G		G						Health Care Management
						B												G								Health Education
																								G		Health Information Management
	B	A				B						A					B	BG								Health Science
		A						A																		Healthcare Information Technology
								A																		High Performance Technology
																	G									Higher Education and Student Affairs
										B																Hispanic Studies
																			BG							Historic Preservation
B	B			B	B	B	B		B	B	B	B	B	B	B	AB	B	G	B			B	B	B	AB	History
	B					B	B					B														History Integrated Social Studies
																										History, Applied
								A									G									Hospitality and Tourism Management
					B																					Human Development / Human Development and Family Science
					B	BG		A	B		BG						BG		B	B						Human Resource Management
														B												Human Rights Studies
	A						B										G	G	B	B				B		Humanities
								A																		HVAC
								A																		Hybrid Electric Vehicle Technology
																										Illustration
																A										Industrial Automation
																										Industrial Design
								A				B					B			B						Information Security
	B					B		A			B					A	B			B			B			Information Systems/Technology
																								G		Innovation and Entrepreneurship

Degree Programs B=Bachelor A=Associate G=Graduate	Antioch College	Art Academy of Cincinnati	Ashland University	Aultman College of Nursing and Health Sciences	Baldwin Wallace University	Bluffton University	Capital University	Case Western Reserve University	Cedarville University	The Christ College of Nursing and Health Sciences	Cleveland Institute of Art	Columbus College of Art & Design	University of Dayton	Defiance College	Denison University	The University of Findlay	Franciscan University of Steubenville	Franklin University	Good Samaritan College of Nursing and Health Science	Heidelberg University	Hiram College	John Carroll University	Kenyon College	Kettering College	Lake Erie College	Lourdes University
Instructional Design & Performance Technology																		G								
Insurance and Risk Management																										
Integrated Language Art Education			B			B	B		B					B												
Integrated Mathematics Education			B			B	B		B					B												
Integrated Media						B														B						
Integrated Science Education			B				B		B					B												
Integrated Social Studies Education			B			B	B		B					B												
Interactive Media							B					B						B								
Interdisciplinary Educational Studies													G													
Interdisciplinary Studies	B		B			B	B						G	AB							G		B			B
Interior Design											B	B														
International Affairs and Diplomacy																										
International Business			BG		B								B		B	B	B					B			B	
International Studies			B		B		B	B	B				B		B	B					B		B			
International Theatre Production																										
Italian Studies																						B			B	
Japanese Studies								B								B										
Jewelry + Metals		B																								
Jewish Studies																										
Journalism/ Broadcasting			B				B		B				B		B	B	B									
Justice Administration																										
Keyboard Pedagogy							B		B																	
Latin American Studies															B											
Law							G	G					G													
Law 3+2																										
Law Enforcement																										
Leadership			G						G													B				G

Malone University	Marietta College	Mercy College of Ohio	Mount Carmel College of Nursing	Mount St. Joseph University	University of Mount Union	Mount Vernon Nazarene University	Muskingum University	University of Northwestern Ohio	Notre Dame College	Oberlin College	Ohio Christian University	Ohio Dominican University	Ohio Northern University	Ohio Wesleyan University	Otterbein University	University of Rio Grande	Tiffin University	Union Institute & University	Ursuline College	Walsh University	Wilberforce University	Wilmington College	Wittenberg University	The College of Wooster	Xavier University	Degree Programs B=Bachelor A=Associate G=Graduate
					G																					Instructional Design & Performance Technology
					B							B														Insurance and Risk Management
B	B					B	B		B			B	B			B								B		Integrated Language Art Education
	B					B	B		B			B	B			B								B		Integrated Mathematics Education
					B																					Integrated Media
	B						B		B			B	B	B												Integrated Science Education
B	B					B	B		B			B	B			B								B		Integrated Social Studies Education
																										Interactive Media
	B																									Interdisciplinary Educational Studies
							B		B	B	AB			B				G	B	B				B		Interdisciplinary Studies
																										Interior Design
					B															B				B		International Affairs and Diplomacy
	B								B					B	B		BG							B	BG	International Business
B										B				B									B	B	B	International Studies
													B													International Theatre Production
																										Italian Studies
										B				B												Japanese Studies
																										Jewelry + Metals
										B																Jewish Studies
	B					B	B								B		B					B				Journalism/Broadcasting
																	BG									Justice Administration
																										Keyboard Pedagogy
										B				B	B									B		Latin American Studies
													G													Law
				B								B							B							Law 3+2
																	AB									Law Enforcement
	B			G		BG					BG						G	G								Leadership

Degree Programs B=Bachelor A=Associate G=Graduate																				
	Antioch College	Art Academy of Cincinnati	Ashland University	Aultman College of Nursing and Health Sciences	Baldwin Wallace University	Bluffton University	Capital University	Case Western Reserve University	Cedarville University	The Christ College of Nursing and Health Sciences	Cleveland Institute of Art	Columbus College of Art & Design	University of Dayton	Defiance College	Denison University	The University of Findlay	Franciscan University of Steubenville	Franklin University	Good Samaritan College of Nursing and Health Science	Heidelberg University
	Hiram College	John Carroll University	Kenyon College	Kettering College	Lake Erie College	Lourdes University														
Legal Assisting																				
Legal Studies							G						G							B
Liberal Arts/Studies							B		B						B					B
																				AG
Life Science (2nd major only)					B															
Life Science Education									B					B					B	
Life Sciences Illustration										B										
Linguistics									B							BG				
Literacy					G								G							
Literature	B						B								B	B	B			B
Logistics Management/ Supply Chain Management																	B		B	
Management			BG		G		B	BG	B				B	B		B	B	B		B
Management & Innovation					B			BG												
Management Info. System			BG										B			A				
Management Science													G							
Manufacturing Technology																				
Marketing			BG		B	B	B	B	B				B	B		B	B	BG		B
Mass Media Communications																				
Materials Engineering													G							
Materials Science								BG												
Mathematics			B		B	B	B	BG	B				B	B	B	B	B			B
Mathematics Teaching					G														B	
Media Production	B		B		B		B													
Medical Assisting										A										
Medical Sonography																B				B
Medical Technology																B				
Medicinal - Pharmaceutical Chemistry													B							
Medicinal Chemistry													B							
Mental Health & Human Services													G						G	BG

Malone University	Marietta College	Mercy College of Ohio	Mount Carmel College of Nursing	Mount St. Joseph University	University of Mount Union	Mount Vernon Nazarene University	Muskingum University	University of Northwestern Ohio	Notre Dame College	Oberlin College	Ohio Christian University	Ohio Dominican University	Ohio Northern University	Ohio Wesleyan University	Otterbein University	University of Rio Grande	Tiffin University	Union Institute & University	Ursuline College	Walsh University	Wilberforce University	Wilmington College	Wittenberg University	The College of Wooster	Xavier University	Degree Programs B=Bachelor A=Associate G=Graduate
								A																		Legal Assisting
																				B						Legal Studies
B				B					A							B				A				AB		Liberal Arts/Studies
																										Life Science (2nd major only)
B												B	B		B											Life Science Education
																										Life Sciences Illustration
																										Linguistics
																										Literacy
										B			B	B	B			G						B		Literature
	B										B															Logistics Management/ Supply Chain Management
B	B			BG	B	BG			AB				B	B	B		BG	B		AB	B	B	B		B	Management
					G																					Management & Innovation
									B								B									Management Info. System
																										Management Science
													B													Manufacturing Technology
B	B			B	B	B	B	AB	B				B		B		BG			AB	B	B	B		BG	Marketing
	B																				B					Mass Media Communications
																										Materials Engineering
																										Materials Science
B	B				B	B	B		B	B		B	B	B	BG	AB	B		B			B	B	B	B	Mathematics
	B					B							B													Mathematics Teaching
							B																			Media Production
								A								A										Medical Assisting
																AB										Medical Sonography
								A				B														Medical Technology
																										Medicinal - Pharmaceutical Chemistry
																										Medicinal Chemistry
G																	B	G		B					G	Mental Health & Human Services

Degree Programs B=Bachelor A=Associate G=Graduate																										
	Antioch College	Art Academy of Cincinnati	Ashland University	Aultman College of Nursing and Health Sciences	Baldwin Wallace University	Bluffton University	Capital University	Case Western Reserve University	Cedarville University	The Christ College of Nursing and Health Sciences	Cleveland Institute of Art	Columbus College of Art & Design	University of Dayton	Defiance College	Denison University	The University of Findlay	Franciscan University of Steubenville	Franklin University	Good Samaritan College of Nursing and Health Science	Heidelberg University	Hiram College	John Carroll University	Kenyon College	Kettering College	Lake Erie College	Lourdes University
Microbiology	B							G						B	B											
Ministry									G					B												
Molecular and Cellular Biology	B							G	B					B	B							B	B			
Motorsports Marketing																										
Multimedia Technology																				B						
Music			B		B	B	B	BG	B				B		B					B			B		B	
Music Composition					B		B		B				B													
Music Education			B		B	B	BG	BG	B				B							B						
Music History and Literature					B																					
Music Industry					B		B																			
Music Performance					B		B		B				B		B					B						
Music Production							B								B											
Music Theory					B										B											
Music Therapy					B								BG													
Musical Theatre					B																					
Natural Science								B							B		A									A
Network & Systems Administration																										
Neuroscience					B			G							B						B		B			
Nonprofit Administration																						G				
Nuclear Medicine Technology																AB								A		
Nursing			BG	AB	B	B	BG	BG	BG	B			B	B		B	BG	BG	AB	B	B			B		BG
Nursing Education							G		G																	
Nursing Leadership									G																	
Occupational Health Therapy																G								G		
Operations & Supply Chain Management			BG					G	G				B			B		B				B				
Organizational Leadership			B		B	B		G						B												G
Organizational Studies														B		G									G	
Organizational Studies / Communication																B										
Painting		B									B	B														

Malone University	Marietta College	Mercy College of Ohio	Mount Carmel College of Nursing	Mount St. Joseph University	University of Mount Union	Mount Vernon Nazarene University	Muskingum University	University of Northwestern Ohio	Notre Dame College	Oberlin College	Ohio Christian University	Ohio Dominican University	Ohio Northern University	Ohio Wesleyan University	Otterbein University	University of Rio Grande	Tiffin University	Union Institute & University	Ursuline College	Walsh University	Wilberforce University	Wilmington College	Wittenberg University	The College of Wooster	Xavier University	Degree Programs B=Bachelor A=Associate G=Graduate
														B										B		Microbiology
B						BG					G															Ministry
							B						B											B		Molecular and Cellular Biology
								B																		Motorsports Marketing
								A																		Multimedia Technology
B	B			B	B	AB	B		B	BG	B		B	B	B		B				B		B	B	B	Music
																								B		Music Composition
B	B			B	B	B	B			BG	B		B	B	B								B	B	B	Music Education
																										Music History and Literature
																	B									Music Industry
	B					B	B			BG					B		B							B		Music Performance
																	B									Music Production
																								B		Music Theory
	B																							B		Music Therapy
	B												B		B									B		Musical Theatre
																										Natural Science
								A									B									Network & Systems Administration
	B				B		B			B			B	B										B		Neuroscience
																	G									Nonprofit Administration
																										Nuclear Medicine Technology
BG		ABG	BG	BG	B	B	B		BG				B		BG	AB	B		BG	BG			B		BG	Nursing
		G		G		G														G				G		Nursing Education
				G											G				G							Nursing Leadership
							G													BG		G		G		Occupational Health Therapy
	B																B			B				G		Operations & Supply Chain Management
	B			BG		G					B						BG	G		B		BG		B		Organizational Leadership
	B																B									Organizational Studies
	B																									Organizational Studies / Communication
										B																Painting

Degree Programs B=Bachelor A=Associate G=Graduate	Antioch College	Art Academy of Cincinnati	Ashland University	Aultman College of Nursing and Health Sciences	Baldwin Wallace University	Bluffton University	Capital University	Case Western Reserve University	Cedarville University	The Christ College of Nursing and Health Sciences	Cleveland Institute of Art	Columbus College of Art & Design	University of Dayton	Defiance College	Denison University	The University of Findlay	Franciscan University of Steubenville	Franklin University	Good Samaritan College of Nursing and Health Science	Heidelberg University	Hiram College	John Carroll University	Kenyon College	Kettering College	Lake Erie College	Lourdes University
Paralegal							G																			
Peace, Justice and Human Rights	B																				B					
Pediatric Nurse Practitioner									G																	
Performing Arts																					B					
Petroleum Geology																										
Pharmacy									BG							G										
Philosophy	B		B		B		B	B					B		B	B	ABG					B	B			
Photography		B									B	B	B													
Physical Activity and Recreation Administration					B																					
Physical Education																B										
Physical Science									B				B													
Physical Science Education									B																	
Physical Therapy													G			G										
Physician Assistant					G			G	G				G			G								G	G	
Physics	B				B	B		BG	B				B		B						B	B	B			
Physics Education									B																	
Physics-Computer Science													B													
Political Science	B		B		B		B	BG	B				B		B	B	B				B	B	B		B	
Polymer Science								BG																		
Pre-Art Therapy			B			B	B																		B	
Pre-Christian Ministry									B					B								B				
Pre-Dentistry			B		B	B	B		B				B	B						B	B	B		B	B	
Pre-Engineering					B	B	B		B						B		A				B	B				
Pre-Health Professions							B		B					B	B					B	B	B		B	B	
Pre-Law	B		B				B		B				B	B	B	B				B	B	B			B	
Pre-Medicine	B		B			B	B		B				B	B	B					B	B	B		B	B	
Pre-Optometry						B	B		B					B						B	B	B		B		
Pre-Pharmacy			B		B	B	B		B					B						B	B	B		B	B	
Pre-Physical Therapy			B		B	B	B		B					B						B	B	B		B	B	
Pre-Podiatric Medicine						B															B			B		
Pre-Social Work					B									B							B	B				

Malone University	Marietta College	Mercy College of Ohio	Mount Carmel College of Nursing	Mount St. Joseph University	University of Mount Union	Mount Vernon Nazarene University	Muskingum University	University of Northwestern Ohio	Notre Dame College	Oberlin College	Ohio Christian University	Ohio Dominican University	Ohio Northern University	Ohio Wesleyan University	Otterbein University	University of Rio Grande	Tiffin University	Union Institute & University	Ursuline College	Walsh University	Wilberforce University	Wilmington College	Wittenberg University	The College of Wooster	Xavier University	Degree Programs B=Bachelor A=Associate G=Graduate
								A									B									Paralegal
													B													Peace, Justice and Human Rights
																										Pediatric Nurse Practitioner
	B											B														Performing Arts
	B																									Petroleum Geology
												G														Pharmacy
				B			B			B		B	B	B	B					B			B	B	B	Philosophy
										B																Photography
						B																				Physical Activity and Recreation Administration
					B	B																				Physical Education
												B														Physical Science
																										Physical Science Education
				G	G															G						Physical Therapy
	G	G		G	G							G							G							Physician Assistant
	B				B		B			B			B	B	B								B	B	B	Physics
	B												B		B									B		Physics Education
																										Physics-Computer Science
B	B				B		B		B	B	B	B	B	B	B	A				B	B	B	B	B	AB	Political Science
																										Polymer Science
				B									B													Pre-Art Therapy
											B															Pre-Christian Ministry
B	B			B		B	B			B		B	B	B	B				B	B		B		B		Pre-Dentistry
	B			B					B	B		B		B		A				B				B		Pre-Engineering
	B	B		B		B	B			B		B	B		B				B	B		B		B		Pre-Health Professions
B	B			B		B	B			B	B	B	B	B	B				B	B		B		B		Pre-Law
B	B	B		B		B	B			B		B	B	B	B				B	B		B		B	B	Pre-Medicine
B	B			B		B	B					B	B		B					B		B		B		Pre-Optometry
B	B	B		B		B	B					B							B	B		B		B	B	Pre-Pharmacy
B	B	B		B		B	B					B	B	B	B				B	B		B		B		Pre-Physical Therapy
				B																B				B		Pre-Podiatric Medicine
							B																B			Pre-Social Work

Degree Programs B=Bachelor A=Associate G=Graduate																				
	Antioch College	Art Academy of Cincinnati	Ashland University	Aultman College of Nursing and Health Sciences	Baldwin Wallace University	Bluffton University	Capital University	Case Western Reserve University	Cedarville University	The Christ College of Nursing and Health Sciences	Cleveland Institute of Art	Columbus College of Art & Design	University of Dayton	Defiance College	Denison University	The University of Findlay	Franciscan University of Steubenville	Franklin University	Good Samaritan College of Nursing and Health Science	Heidelberg University
Pre-Theology/Ministry							B							B						
Pre-Veterinary			B		B		B		B					B	B	B			B	B
Primary Education (P-5) / Intervention Specialist			B			B			B					B						
Printmaking	B	B									B	B								
Professional Writing & Information Design									B											
Psychology	B		B		B	B	B	BG	B				B	B	B	B	B	B		B
Psychology: Business																				
Psychology: Cross Cultural/International																				
Psychology: Educational																			G	
Psychology: Experimental																				
Psychology: Forensic																			B	
Psychology: Industrial & Organizational					B														B	
Psychology: School													G						G	
Psychology: Sports																				
Public Administration													G				BG			
Public and Nonprofit Management																				
Public Health					BG			G							B				B	
Public History					B															
Public Relations			B		B		B									B		AB		B
Public Safety Management																B		B		
Radiologic Technology																G				A
Recreational Management						B														
Rehabilitation Science																				
Religion			BG		B		B	BG					BG	B	B	B				BG
Religion Education			G				G						B	B			BG			
Religious Pastoral Ministry			G				G		B				G	B						
Renewable and Clean Energy													G							

	Malone University	Marietta College	Mercy College of Ohio	Mount Carmel College of Nursing	Mount St. Joseph University	University of Mount Union	Mount Vernon Nazarene University	Muskingum University	University of Northwestern Ohio	Notre Dame College	Oberlin College	Ohio Christian University	Ohio Dominican University	Ohio Northern University	Ohio Wesleyan University	Otterbein University	University of Rio Grande	Tiffin University	Union Institute & University	Ursuline College	Walsh University	Wilberforce University	Wilmington College	Wittenberg University	The College of Wooster	Xavier University	Degree Programs B=Bachelor A=Associate G=Graduate
	B											B		B											B		Pre-Theology/ Ministry
	B	B			B		B	B			B			B		B				B	B		B		B		Pre-Veterinary
		B					B						B											B		B	Primary Education (P-5) / Intervention Specialist
																											Printmaking
	B													B													Professional Writing & Information Design
	B	BG			B	B	B	B		B	B	B	B	B	B	B	AB	BG	B	B	B	B	B	B	B	ABG	Psychology
																				B							Psychology: Business
																		B									Psychology: Cross Cultural/International
																		B		B							Psychology: Educational
																				B							Psychology: Experimental
																		BG		B							Psychology: Forensic
																				B						G	Psychology: Industrial & Organizational
																											Psychology: School
																		B									Psychology: Sports
							B	B		B						B			G								Public Administration
							G																				Public and Nonprofit Management
								B						B		B					B						Public Health
																		B									Public History
	B					B	B	B		B			B	B		B		B					B			B	Public Relations
							B																				Public Safety Management
			A														A										Radiologic Technology
																		B									Recreational Management
																						B					Rehabilitation Science
					B		B	B			B	B		B		B							B	B	B		Religion
																											Religion Education
							BG					BG															Religious Pastoral Ministry
																											Renewable and Clean Energy

Degree Programs B=Bachelor A=Associate G=Graduate	Antioch College	Art Academy of Cincinnati	Ashland University	Aultman College of Nursing and Health Sciences	Baldwin Wallace University	Bluffton University	Capital University	Case Western Reserve University	Cedarville University	The Christ College of Nursing and Health Sciences	Cleveland Institute of Art	Columbus College of Art & Design	University of Dayton	Defiance College	Denison University	The University of Findlay	Franciscan University of Steubenville	Franklin University	Good Samaritan College of Nursing and Health Science	Heidelberg University	Hiram College	John Carroll University	Kenyon College	Kettering College	Lake Erie College	Lourdes University
Respiratory Care																								B		
Russian & East European Studies																										
Sacred Music																	B									
School Counseling							G						G			G				G		G				
Science Teaching					G		B														B					
Sculpture	B	B									B	B														
Self-Designed Major	B				B	B	B	B						AB	B	B				B	B	B	B		B	
Small Business														B		A										
Social Media Design												B														
Social Sci Integrated Social Studies					B																					
Social Sciences	B														B			B			B		B			
Social Studies	B														B											
Social Work			B	B		B	B	G	B					B		B	B									B
Social Work 3+2																					B					
Sociology	B				B	B	B	BG					B		B		B				B	B	B			
Software Engineering/Multi-Platform Software Development					B																					
Spanish Education - Multi-age									B							B										
Special Education Elementary Dual Degree																										
Speech					G																					
Speech, Language and Hearing Sciences																										
Sports Administration / Sports Management			BG		BG	B			B					BG		B		B		B	B	B			B	B
Sports Business													B	BG												
Sports Medicine									B																	
Statistics	B							BG							B								B			
Strategic Marketing					G									B												
Strength and Conditioning						B										B										
Studio Art					B		B		B			B														
Substance Abuse Counseling																						BG				

Malone University	Marietta College	Mercy College of Ohio	Mount Carmel College of Nursing	Mount St. Joseph University	University of Mount Union	Mount Vernon Nazarene University	Muskingum University	University of Northwestern Ohio	Notre Dame College	Oberlin College	Ohio Christian University	Ohio Dominican University	Ohio Northern University	Ohio Wesleyan University	Otterbein University	University of Rio Grande	Tiffin University	Union Institute & University	Ursuline College	Walsh University	Wilberforce University	Wilmington College	Wittenberg University	The College of Wooster	Xavier University	Degree Programs B=Bachelor A=Associate G=Graduate
																A										Respiratory Care
										B													B			Russian & East European Studies
																										Sacred Music
G																				G				G		School Counseling
	B												B													Science Teaching
										B																Sculpture
B	B				B			AB		B				B	B		B					B	B	B		Self-Designed Major
																										Small Business
																	BG									Social Media Design
	B					B																				Social Sci Integrated Social Studies
																						B				Social Sciences
	B												B													Social Studies
B				B		B						B				B		B	B		B	B			B	Social Work
																										Social Work 3+2
					B		B			B		B	B	B	B					B	B		B	B	AB	Sociology
					B												B									Software Engineering/Multi-Platform Software Development
																								B		Spanish Education - Multi-age
	B																								G	Special Education Elementary Dual Degree
	B																									Speech
				B		B																				Speech, Language and Hearing Sciences
B	B			B		B	B	AB	B		B	BG	B	B	B		BG		B	B		B	B		BG	Sports Administration / Sports Management
					B	B																				Sports Business
	B																									Sports Medicine
													B	B										B		Statistics
																										Strategic Marketing
													B													Strength and Conditioning
	B												B	B										B		Studio Art
											B						BG									Substance Abuse Counseling

Degree Programs B=Bachelor A=Associate G=Graduate																										
	Antioch College	Art Academy of Cincinnati	Ashland University	Aultman College of Nursing and Health Sciences	Baldwin Wallace University	Bluffton University	Capital University	Case Western Reserve University	Cedarville University	The Christ College of Nursing and Health Sciences	Cleveland Institute of Art	Columbus College of Art & Design	University of Dayton	Defiance College	Denison University	The University of Findlay	Franciscan University of Steubenville	Franklin University	Good Samaritan College of Nursing and Health Science	Heidelberg University	Hiram College	John Carroll University	Kenyon College	Kettering College	Lake Erie College	Lourdes University
Sustainability	B				B								B							B						
Technical Administration																										
Technology-Enhanced Learning													G													
TESOL																BG										
Theatre					B		B		B							B	B								B	
Theology			G						BG				G		B		ABG					BG				ABG
Therapeutic Horsemanship																									B	
Toxicology			B																							
Transdisciplinary Early Childhood Education													G													
Travel Management																										
Unmanned Aircraft Systems																										
Urban Ministries			G																							
Urban Studies																										
Video Game Production												B		B						B						
Web and Mobile App Development																										
Web Development														B		B		B								
Welding																										
Wellness																B										
Women's Studies								B					B		B							B	B			
World Missions			G																							
Worship			G				B		BG																	
Writing	B	B	BG			B	B								B	BG	B			B		B				
Youth Ministry			G				B										B									
Zoology	B																									

Malone University	Marietta College	Mercy College of Ohio	Mount Carmel College of Nursing	Mount St. Joseph University	University of Mount Union	Mount Vernon Nazarene University	Muskingum University	University of Northwestern Ohio	Notre Dame College	Oberlin College	Ohio Christian University	Ohio Dominican University	Ohio Northern University	Ohio Wesleyan University	Otterbein University	University of Rio Grande	Tiffin University	Union Institute & University	Ursuline College	Walsh University	Wilberforce University	Wilmington College	Wittenberg University	The College of Wooster	Xavier University	Degree Programs B=Bachelor A=Associate G=Graduate
															B									B	Sustainability	
																	G								Technical Administration	
																									Technology-Enhanced Learning	
												G													TESOL	
	B				B		B						B	B	B							B	B	B		Theatre
						B					BG	ABG							G	BG				ABG		Theology
																										Therapeutic Horsemanship
																										Toxicology
																										Transdisciplinary Early Childhood Education
								A																		Travel Management
																	B									Unmanned Aircraft Systems
						B																				Urban Ministries
B																							B	G		Urban Studies
																	B									Video Game Production
				B																						Web and Mobile App Development
																										Web Development
																A										Welding
																	B	G	G							Wellness
										B				B	B								B			Women's Studies
						B					B															World Missions
						B					AB															Worship
										B			B	B			G	G		B						Writing
						B					B		B													Youth Ministry
B														B												Zoology

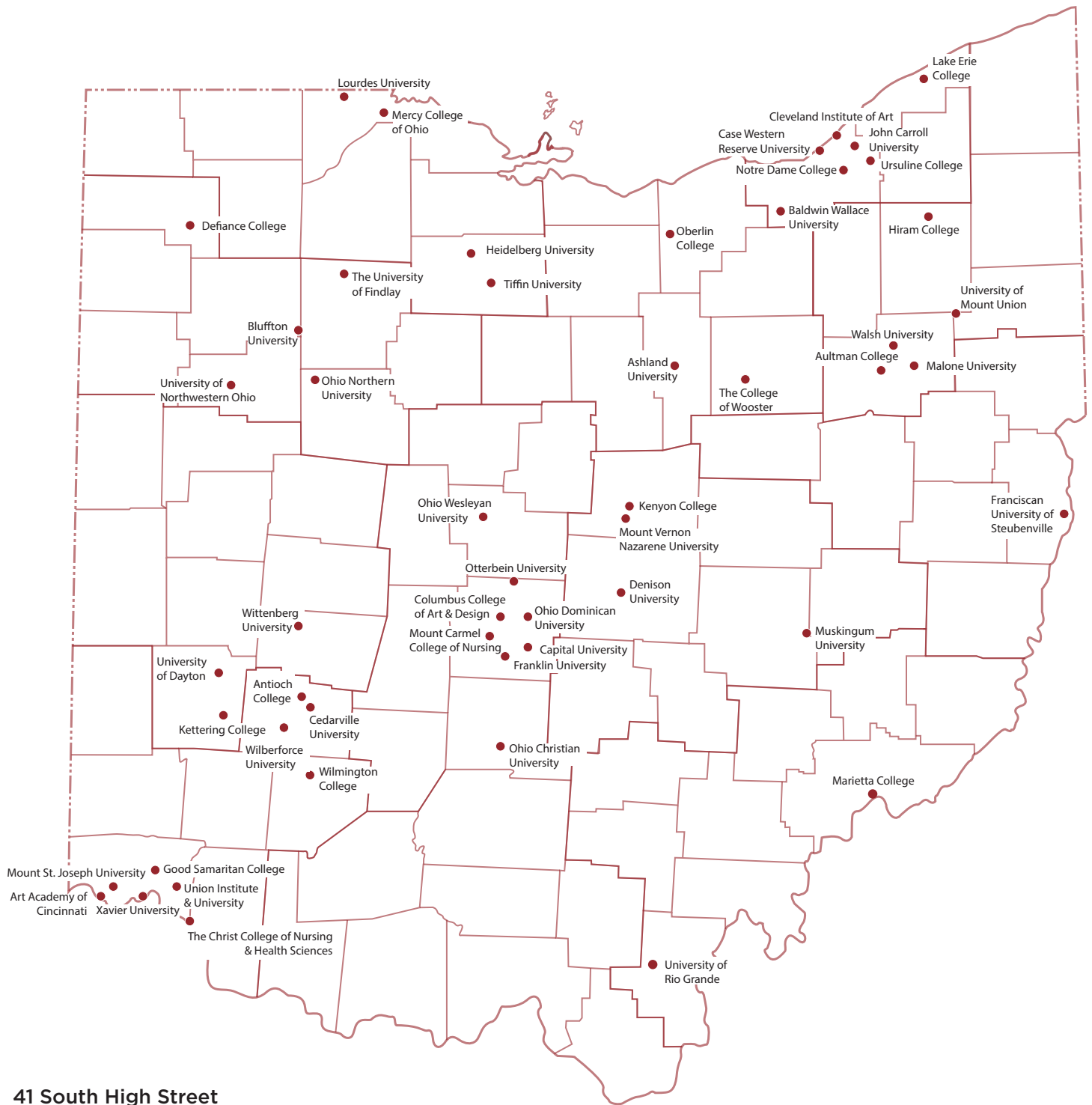
Intercollegiate Athletics & Student Activities	Antioch College	Art Academy of Cincinnati	Ashland University	Aultman College of Nursing and Health Sciences	Baldwin Wallace University	Bluffton University	Capital University	Case Western Reserve University	Cedarville University	The Christ College of Nursing and Health Sciences	Cleveland Institute of Art	Columbus College of Art & Design	University of Dayton	Defiance College	Denison University	The University of Findlay	Franciscan University of Steubenville	Franklin University	Good Samaritan College of Nursing and Health Science	Heidelberg University	Hiram College	John Carroll University	Kenyon College	Kettering College	Lake Erie College	Lourdes University
Co-ed E-Sports			X		X								X	X								X				X
Co-ed Equestrian													X			X									X	
Men's Baseball			X		X	X	X	X	X				X	X	X	X	X			X	X	X	X		X	X
Men's Basketball			X		X	X	X	X	X				X	X	X	X	X			X	X	X	X		X	X
Men's Bowling													X													X
Men's Cheerleading									X					X												X
Men's Crew																						X				
Men's Cross Country			X		X	X	X	X	X				X	X	X	X	X			X		X	X		X	X
Men's E-Sports			X																							X
Men's Fencing																										
Men's Football			X		X	X	X	X					X	X	X	X				X	X	X	X		X	
Men's Golf			X		X	X	X		X				X	X	X	X				X	X	X	X		X	X
Men's Hockey															X							X				
Men's Lacrosse					X		X								X		X			X	X	X	X		X	X
Men's Riflery and Shooting													X													
Men's Soccer			X		X	X	X	X	X				X	X	X	X	X			X	X	X	X		X	X
Men's Stunt			X																							
Men's Swimming/Diving			X		X	X		X							X	X					X	X	X			
Men's Tennis			X		X		X	X	X				X		X	X	X			X		X	X			X
Men's Track & Field			X		X	X	X	X	X					X	X	X	X			X		X	X		X	X
Men's Volleyball					X										X						X	X				X
Men's Wrestling			X		X			X						X		X				X	X	X			X	X
Women's Basketball			X		X	X	X	X	X				X	X	X	X	X			X	X	X	X		X	X
Women's Bowling													X													X
Women's Cheerleading			X					X	X					X	X					X	X	X				X
Women's Crew													X									X				
Women's Cross Country			X		X	X	X	X	X				X	X	X	X	X			X		X	X		X	X
Women's E-Sports			X																							X
Women's Fencing															X											
Women's Field Hockey															X								X			
Women's Golf			X		X	X	X						X	X	X	X	X			X	X	X			X	X
Women's Hockey															X											
Women's Lacrosse			X		X		X								X	X	X			X		X	X		X	X
Women's Riflery and Shooting													X													
Women's Soccer			X		X	X	X	X	X				X	X	X	X	X			X	X	X	X		X	X
Women's Softball			X		X	X	X	X	X				X	X	X	X	X			X	X	X	X		X	X
Women's Stunt			X																		X					
Women's Swimming & Diving			X		X	X		X							X	X	X				X	X	X			
Women's Tennis			X		X		X	X	X				X		X	X	X			X		X	X			X
Women's Track & Field			X		X	X	X	X	X				X	X	X	X	X			X		X	X		X	X
Women's Volleyball			X		X	X	X	X	X				X	X	X	X	X			X	X	X	X		X	X
Women's Water Polo																										
Women's Wrestling																					X					X

Intercollegiate Athletics & Student Activities																										
Malone University	Marietta College	Mercy College of Ohio	Mount Carmel College of Nursing	Mount St. Joseph University	University of Mount Union	Mount Vernon Nazarene University	Muskingum University	University of Northwestern Ohio	Notre Dame College	Oberlin College	Ohio Christian University	Ohio Dominican University	Ohio Northern University	Ohio Wesleyan University	Otterbein University	University of Rio Grande	Tiffin University	Union Institute & University	Ursuline College	Walsh University	Wilberforce University	Wilmington College	Wittenberg University	The College of Wooster	Xavier University	
	X			X	X	X	X				X		X	X		X	X							X	Co-ed E-Sports	
															X						X			X	Co-ed Equestrian	
X	X			X	X	X	X	X	X	X	X	X	X	X	X	X	X			X	X	X	X	X	X	Men's Baseball
X	X			X	X	X	X	X	X	X	X	X	X	X	X	X	X			X	X	X	X	X	X	Men's Basketball
						X	X	X								X				X						Men's Bowling
X	X					X			X						X	X	X					X			X	Men's Cheerleading
	X																									Men's Crew
X	X			X	X	X	X			X	X	X	X	X	X	X	X			X	X	X	X	X	X	Men's Cross Country
				X			X				X			X		X										Men's E-Sports
																									X	Men's Fencing
	X			X	X		X		X	X		X	X	X	X		X			X		X	X	X		Men's Football
X	X			X	X	X	X	X	X		X	X	X	X	X	X	X			X	X		X	X	X	Men's Golf
																							X		X	Men's Hockey
X	X			X	X	X	X			X			X	X	X					X		X	X	X	X	Men's Lacrosse
																										Men's Riflery and Shooting
X	X			X	X	X	X	X	X	X	X	X	X	X	X	X	X			X		X	X	X	X	Men's Soccer
														X			X									Men's Stunt
X					X	X			X	X			X	X								X	X	X	X	Men's Swimming/Diving
	X				X	X		X		X	X		X	X	X		X			X			X	X	X	Men's Tennis
X	X			X	X	X	X			X	X	X	X	X	X	X	X			X	X	X	X	X	X	Men's Track & Field
				X	X	X										X							X		X	Men's Volleyball
				X	X		X		X				X	X	X	X	X					X				Men's Wrestling
X	X			X	X	X	X	X	X	X	X	X	X	X	X	X	X		X	X	X	X	X	X	X	Women's Basketball
						X	X	X		X						X			X	X						Women's Bowling
X	X			X	X	X	X	X	X			X		X	X	X	X			X		X		X	X	Women's Cheerleading
	X																									Women's Crew
X	X			X	X	X	X			X	X	X	X	X	X	X	X		X	X	X	X	X	X	X	Women's Cross Country
				X			X				X					X										Women's E-Sports
										X				X									X	X	X	Women's Fencing
X	X			X	X	X	X	X	X		X	X	X	X	X	X	X		X	X	X		X	X	X	Women's Field Hockey
X	X			X	X	X	X	X	X		X	X	X	X	X	X	X		X	X	X		X	X	X	Women's Golf
																										Women's Hockey
X	X			X	X	X	X		X	X			X	X	X		X		X	X			X	X	X	Women's Lacrosse
																										Women's Riflery and Shooting
X	X			X	X	X	X	X	X	X	X	X	X	X	X	X	X		X	X		X	X	X	X	Women's Soccer
X	X			X	X	X	X	X	X	X	X	X	X	X	X	X	X		X	X		X	X	X	X	Women's Softball
							X										X		X							Women's Stunt
X					X	X			X	X			X	X								X	X	X	X	Women's Swimming & Diving
	X				X	X	X	X	X	X	X		X	X	X		X		X	X			X	X	X	Women's Tennis
X	X			X	X	X	X			X	X	X	X	X	X	X	X		X	X	X	X	X	X	X	Women's Track & Field
X	X			X	X	X	X	X	X	X	X	X	X	X	X	X	X		X	X		X	X	X	X	Women's Volleyball
																							X			Women's Water Polo
																	X									Women's Wrestling

Intercollegiate Athletics & Student Activities	Antioch College	Art Academy of Cincinnati	Ashland University	Aultman College of Nursing and Health Sciences	Baldwin Wallace University	Bluffton University	Capital University	Case Western Reserve University	Cedarville University	The Christ College of Nursing and Health Sciences	Cleveland Institute of Art	Columbus College of Art & Design	University of Dayton	Defiance College	Denison University	The University of Findlay	Franciscan University of Steubenville	Franklin University	Good Samaritan College of Nursing and Health Science	Heidelberg University	Hiram College	John Carroll University	Kenyon College	Kettering College	Lake Erie College	Lourdes University
Academic Clubs		X	X	X	X	X	X	X	X		X	X	X	X	X	X	X			X	X	X	X		X	X
Choral Groups			X		X	X	X	X	X				X	X	X	X	X			X	X	X	X		X	X
Community Service Organizations	X	X		X	X	X	X	X	X		X	X	X	X	X	X	X			X	X	X	X	X	X	X
Dance			X		X	X	X	X	X				X	X	X	X				X	X	X	X		X	
Gender and Sexuality		X				X					X															
Greek Life			X		X		X	X			X		X	X	X	X				X	X	X	X			
Honor Societies			X	X	X	X	X	X	X	X		X	X	X	X	X	X		X	X	X	X	X	X	X	X
International Student Organizations			X		X	X	X	X	X		X	X	X		X	X	X			X	X	X	X		X	
Intramural or Club Sports			X		X	X	X	X	X		X	X	X	X	X	X	X			X	X	X	X	X	X	X
Jazz Band			X		X	X	X	X	X				X	X	X	X				X	X	X	X			
Literary Magazine		X	X		X	X	X	X				X	X	X	X	X	X			X		X	X			X
Marching Band			X		X			X			X		X	X		X				X						
Minority Student Organizations	X	X	X		X	X	X	X	X	X	X	X	X	X	X	X			X	X	X	X	X		X	X
Model UN									X																	
Musical Theater		X	X		X	X	X	X	X				X	X	X	X				X	X	X	X			
Opera					X								X							X						
Pep Band						X			X				X	X		X						X	X			X
Podcast Studio	X	X												X							X					
Political Activist Organizations	X	X	X		X	X	X	X	X		X	X	X		X	X	X			X	X	X	X			
Professional Societies		X	X	X	X	X	X	X	X	X	X	X	X	X	X	X	X	X	X	X	X	X	X	X	X	X
Radio Station	X	X	X		X	X	X	X	X				X	X	X	X	X			X		X	X			
Religious Organizations			X		X	X	X	X	X		X	X	X	X	X	X	X		X	X	X	X	X	X		X
Student Government	X	X	X	X	X	X	X	X	X	X	X	X	X	X	X	X	X		X	X	X	X	X		X	X
Student Newspaper	X		X		X	X	X	X	X				X	X	X	X	X			X		X	X			X
Symphonic Band/Orchestra			X		X	X		X	X				X	X	X	X				X	X		X			
Television Station			X		X		X						X			X				X		X				
Theater/Dance			X		X	X	X	X	X				X	X	X	X	X			X	X	X	X		X	X
Yearbook			X		X			X	X				X		X		X			X			X			

Intercollegiate Athletics & Student Activities																										
Malone University	Marietta College	Mercy College of Ohio	Mount Carmel College of Nursing	Mount St. Joseph University	University of Mount Union	Mount Vernon Nazarene University	Muskingum University	University of Northwestern Ohio	Notre Dame College	Oberlin College	Ohio Christian University	Ohio Dominican University	Ohio Northern University	Ohio Wesleyan University	Otterbein University	University of Rio Grande	Tiffin University	Union Institute & University	Ursuline College	Walsh University	Wilberforce University	Wilmington College	Wittenberg University	The College of Wooster	Xavier University	
X	X			X	X	X	X	X	X	X	X	X	X	X	X	X	X		X	X		X	X	X	X	Academic Clubs
X	X			X	X	X	X		X	X	X	X	X	X	X	X	X		X	X		X	X	X	X	Choral Groups
X	X		X	X	X	X	X	X	X	X	X	X	X	X	X	X	X		X	X		X	X	X	X	Community Service Organizations
				X	X		X		X	X			X	X	X		X			X			X	X	X	Dance
					X				X	X		X							X					X		Gender and Sexuality
	X			X	X		X						X	X	X	X	X					X	X	X	X	Greek Life
X	X	X	X	X	X	X	X	X	X	X	X	X	X	X	X	X	X	X	X	X		X	X	X	X	Honor Societies
X	X				X	X	X	X	X	X		X	X	X	X		X			X		X	X	X	X	International Student Organizations
X	X			X	X	X	X	X	X	X	X	X	X	X	X	X	X			X	X	X	X	X	X	Intramural or Club Sports
X	X			X	X	X	X		X	X			X	X	X		X						X	X	X	Jazz Band
X	X			X	X	X	X		X	X		X	X	X	X		X		X	X		X	X	X	X	Literary Magazine
X					X		X		X	X		X	X	X	X		X			X		X		X		Marching Band
X	X	X	X	X	X	X	X		X	X		X	X	X	X	X	X		X	X		X	X	X	X	Minority Student Organizations
					X																			X		Model UN
	X			X	X	X	X		X	X	X	X	X	X	X		X			X		X	X	X	X	Musical Theater
X										X				X	X								X			Opera
	X					X	X				X	X	X	X						X		X			X	Pep Band
						X													X			X			X	Podcast Studio
	X				X	X	X			X			X	X	X				X	X		X	X	X	X	Political Activist Organizations
X	X	X	X	X	X	X	X	X		X	X	X	X	X	X	X	X		X	X			X		X	Professional Societies
	X				X	X	X			X		X		X	X	X				X		X	X	X		Radio Station
X	X		X	X	X	X	X	X	X	X	X	X	X	X	X	X	X		X	X		X	X	X	X	Religious Organizations
X	X	X	X	X	X	X	X	X	X	X	X	X	X	X	X	X	X			X	X	X	X	X	X	Student Government
X	X			X	X	X	X			X			X	X	X	X	X			X		X	X	X	X	Student Newspaper
X					X	X	X		X	X	X		X	X	X							X	X	X	X	Symphonic Band/Orchestra
	X						X								X	X				X					X	Television Station
X	X			X	X	X	X		X	X	X	X	X	X	X		X		X	X		X	X	X	X	Theater/Dance
	X					X	X			X			X		X					X		X	X	X		Yearbook

OHIO'S INDEPENDENT COLLEGES AND UNIVERSITIES



41 South High Street
Suite 1690
Columbus, Ohio 43215
Phone 614.228.2196
Fax 614.228.8406
www.aicuo.edu
www.ohioprivatecolleges.org

