



OREGON AT-A-GLANCE DISTRICT PROFILE

Nestucca Valley SD 101J

SUPERINTENDENT: Misty Wharton | 36925 Hwy 101 S, Cloverdale 97112 | 503-392-4892

2022-23

Students We Serve



509

Student Enrollment

DEMOGRAPHICS

American Indian/Alaska Native

Students 1%
Teachers 0%

Asian

Students <1%
Teachers 0%

Black/African American

Students <1%
Teachers 0%

Hispanic/Latino

Students 26%
Teachers 8%

Multiracial

Students 8%
Teachers 3%

Native Hawaiian/Pacific Islander

Students <1%
Teachers 0%

White

Students 65%
Teachers 89%

15%

Ever English
Learners



2

Languages
Spoken

12%

Students
with
Disabilities

13%

Mobile
Students

>95%

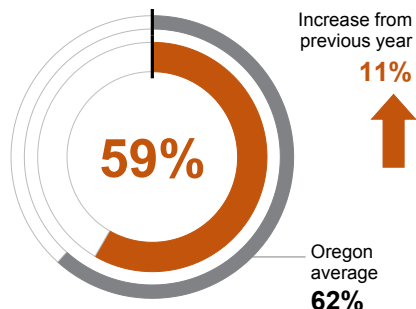
Free/
Reduced
Price Lunch

*<10 students or data unavailable

District Environment

REGULAR ATTENDERS

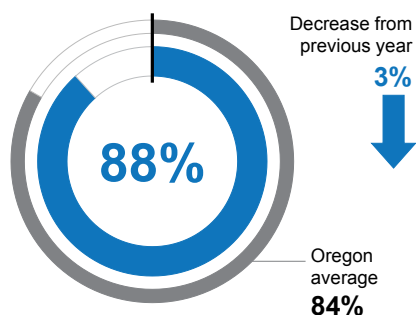
Students who attended more than 90% of their enrolled school days.



High School Success

ON-TRACK TO GRADUATE

Students earning one-quarter of graduation credits in their 9th grade year.



District Goals

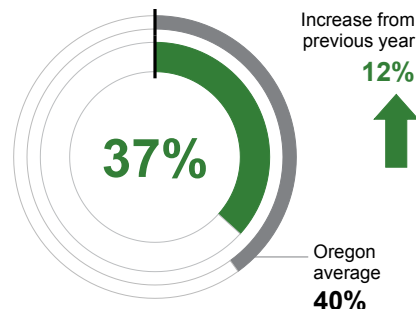
Nestucca Valley School District strives for all students to achieve success after graduation. NVSD graduates are ethical, self-directed, resilient college and/or career ready citizens who are prepared for all opportunities they encounter. Measures for this goal include missing fewer than 10 days of school, earning a diploma and proficiency in English, Math and Science.

Academic Success

Grade 3

ENGLISH LANGUAGE ARTS

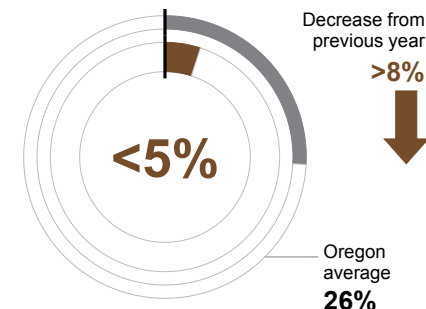
Students meeting state grade-level expectations.



Grade 8

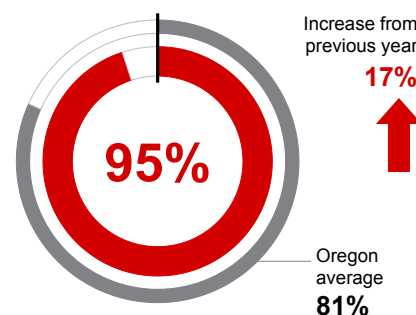
MATHEMATICS

Students meeting state grade-level expectations.



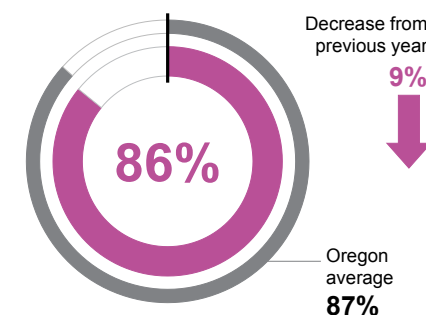
ON-TIME GRADUATION

Students earning a diploma within four years. Cohort includes students who were first-time ninth graders in 2018-19 graduating in 2021-22.



FIVE-YEAR COMPLETION

Students earning a high school diploma or GED within five years. Cohort Includes students who were first-time ninth graders in 2017-18 finishing in 2021-22.



State Goals

The Oregon Department of Education is partnering with school districts and local communities to ensure a 90% on-time, four year graduation rate by 2027. To progress toward this goal, the state will prioritize efforts to improve attendance, provide a well-rounded education, invest in implementing culturally responsive practices, and promote continuous improvement to close opportunity and achievement gaps for historically and currently underserved students.



OREGON
DEPARTMENT OF
EDUCATION

Oregon achieves... together!

OREGON AT-A-GLANCE DISTRICT PROFILE CONTINUED

Nestucca Valley SD 101J

2022-23

Outcomes

Our Staff (rounded FTE)



3

Administrators



32

Teachers



13

Educational assistants



2

Counselors



0

Social Workers



0

Licensed Librarians



0

Psychologists



76%

% of licensed teachers with more than 3 years of experience

REGULAR ATTENDERS

American Indian/Alaska Native	<10 students or data unavailable
Asian	<10 students or data unavailable
Black/African American	<10 students or data unavailable
Hispanic/Latino	55%
Multiracial	67%
Native Hawaiian/Pacific Islander	<10 students or data unavailable
White	59%
Free/Reduced Price Lunch	59%
Ever English Learner	53%
Students with Disabilities	64%
Migrant	<10 students or data unavailable
Homeless	<10 students or data unavailable
Students in Foster Care	<10 students or data unavailable
Military Connected	<10 students or data unavailable
Talented and Gifted	<10 students or data unavailable
Female	58%
Male	59%
Non-Binary	<10 students or data unavailable

ON-TRACK TO GRADUATE

American Indian/Alaska Native	<10 students or data unavailable
Asian	<10 students or data unavailable
Black/African American	<10 students or data unavailable
Hispanic/Latino	>95%
Multiracial	<10 students or data unavailable
Native Hawaiian/Pacific Islander	<10 students or data unavailable
White	82%
Free/Reduced Price Lunch	88%
Ever English Learner	<10 students or data unavailable
Students with Disabilities	<10 students or data unavailable
Migrant	<10 students or data unavailable
Homeless	<10 students or data unavailable
Students in Foster Care	<10 students or data unavailable
Military Connected	<10 students or data unavailable
Talented and Gifted	<10 students or data unavailable
Female	90%
Male	87%
Non-Binary	<10 students or data unavailable

Grade 3 ENGLISH LANGUAGE ARTS

<10 students or data unavailable
<10 students or data unavailable
<10 students or data unavailable
<10 students or data unavailable
<10 students or data unavailable
<10 students or data unavailable
38%
37%
<10 students or data unavailable
<10 students or data unavailable
<10 students or data unavailable
<10 students or data unavailable
<10 students or data unavailable
<10 students or data unavailable
30%
43%
<10 students or data unavailable

ON-TIME GRADUATION

<10 students or data unavailable
<10 students or data unavailable
<10 students or data unavailable
>95%
<10 students or data unavailable
<10 students or data unavailable
>95%
>95%
>95%
<10 students or data unavailable
<10 students or data unavailable
<10 students or data unavailable
<10 students or data unavailable
<10 students or data unavailable
Coming in 2023-24
<10 students or data unavailable
>95%
88%
<10 students or data unavailable

Grade 8 MATHEMATICS

<10 students or data unavailable
<10 students or data unavailable
<10 students or data unavailable
<5%
<10 students or data unavailable
<10 students or data unavailable
<5%
<5%
<10 students or data unavailable
<10 students or data unavailable
<10 students or data unavailable
<10 students or data unavailable
<10 students or data unavailable
<10 students or data unavailable
<5%
5%
<10 students or data unavailable

FIVE-YEAR COMPLETION

<10 students or data unavailable
<10 students or data unavailable
<10 students or data unavailable
<10 students or data unavailable
<10 students or data unavailable
<10 students or data unavailable
<10 students or data unavailable
84%
86%
<10 students or data unavailable
70%
<10 students or data unavailable
<10 students or data unavailable
<10 students or data unavailable
<10 students or data unavailable
Coming in 2023-24
<10 students or data unavailable
>95%
74%
Coming in 2023-24