

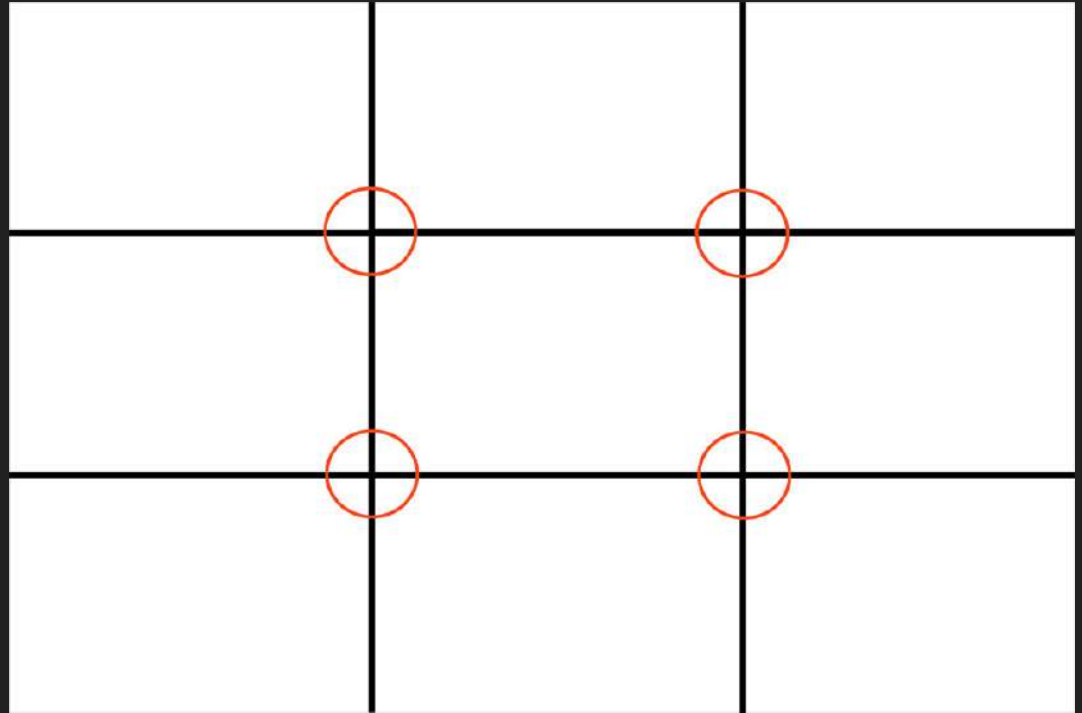
Compositional Principles of Photography


Top compositional principles

- Rule of thirds
- Balance
- Leading Line
- Symmetry and Pattern
- Viewpoint
- Background
- Depth
- Framing and Cropping
- Experimentation

Rule of Thirds

- Place the most important elements of your shot on one of the grid lines, or where the lines meet
- Great for landscape→ sky more important should take up $\frac{2}{3}$ of the frame
- Use for placing your subject matter on a focal point to emphasize importance









Balance



- Rule of thirds can be great to emphasize your subject matter, but you still need to make sure you have elements on the other side to balance your compositions
- Include objects of lesser importance opposite your subject matter or focal point to balance your composition



Leading line

- Lines can be used to draw the viewer in
- Our eyes naturally follow the path of a line no matter what type of line it is
- Use to capture your viewer's attention and guide them through your composition









Symmetry and Pattern



- Symmetry and pattern can create eye-catching and intriguing compositions
- Eyes are drawn to the repetition of objects and pattern
- Can break the pattern or symmetry with visual tension to create contrast






Viewpoint

- Your viewpoint and angles can make all the difference in a photograph
- Take time to think about your viewpoint before shooting
- Street level view, birds eye, worms eye, from the side, from the back, far away, close up, etc







Background



- Backgrounds can affect your photographs greatly
- Too much in the background can take away from your subject
- Background should be simple and clean to emphasize your subject



Depth

- Foreground, middleground, background
- Can overlap layers and objects, your eye will automatically sort it out
- You want to create the original depth you're seeing through the photograph






Framing and Cropping

- Use natural objects to frame the outside of your composition that will help isolate your main subject
- Creates a more focused image with intent
- Crop out anything that is unnecessary and takes away from your subject or focal point







© Joseph Tepper



full image



58% crop

Experimentation



- The above principles are not LAWS it's ok to play with your composition and try something new
- Digital photography allows you to take hundreds of shots and delete or discard the unwanted ones
- Take time to challenge yourself and use the principles to come up with creative and engaging compositions

