






Nice To Meet You! **(Mucho Gusto)** **Parte Dos**

Español 1







Presenting Someone...

- This is (boy): Esté es _____. 
- This is (girl): Ésta es _____. 
- Her/his name is: Se llama _____ 
- He is my friend/student/teacher: él es mi amigo/estudiante/profesor. 
- She is my best friend/classmate: Ella es mi mejor amiga/companera de clase. 

Compañero Actividad #1

- 1. Huddle in a group of 3.
 - 2. One member of the group, introduce the other member using only Spanish.
 - 3. Add extra detail by telling what their relationship is to you (student, friend, etc.)
-
- Anyone like to share for extra crédito?






Nice to Meet You...

- Nice To Meet You – Mucho Gusto 
- Nice To Meet You (boy) – Encantado 
- Nice To Meet You (girl) – Encantada 
- Likewise – Igualmente 

Whole Clase Actividad #2

- Everyone has 45 seconds to get up and tell everyone “Nice to Meet You” but use variety and be sure to pay attention with the gender. Use all 3 ways! 😊

Asking the Details...

- Who is the girl: Quién es la chica? 
- Who is the boy: Quién es el chico? 
- He is the student: él es el estudiante. 
- She is my Spanish teacher: Ella es mi profesora de español. 
- He/She is my best friend: él/ella es mi mejor amigo(a). 

Conversación Actividad #3

- 1. Turn to your compañero.
- 2. You are getting ready to see a series of slides. Pretend each celebridad has a relationship with you (friend, relative, best friend, etc.)
- 3. One partner will ask “who is he/she?”
- 4. The other will reply with an answer. Feel free to add as much Spanis as you can.
- 5. Reverse turns each slide.

Celebridad #1:










Celebridad #2



Celebridad #3:



Asking Where People Are From...

- Where are you from: De dónde eres? 
- I am from – Soy de _____. 
- Where are you from (formal) – De dónde es usted? 
- Where is she from – De dónde es ella? 
- Where is he from – De dónde es él? 
- She is from – Ella es de _____. 
- He is from – Él es de _____. 

Think Challenge Actividad #4

- 1. Go back & forth with a partner asking “where are you from” & you must reply with places that are high populated Spanish speaking áreas.
- 2. Reverse roles with your partner.

Think Challenge Actividad #5

- 1. Huddle with your grupo.
- 2. Everyone take 10 seconds & think of a “fake place” of where you are from.
- 3. Begin asking each other where you’re from.
- 4. Then one person will ask another person where “another” person is from in your grupo...
- Can anyone tell where EVERYONE in your group is from? Extra Crédito!