

The College Search Reference Guide

Overview

Naviance Student can help make the process of finding the right college just a little easier. Using Naviance Student's Find your Fit search tools, you can locate the schools that most fit with your interests, passions, and criteria. Once you've narrowed down a group of colleges, multiple tools are available to understand more about that school in general and as a prospect. This document is meant to help you understand how to search for, favorite, and research colleges of interest. Naviance Student provides two features to store college information:

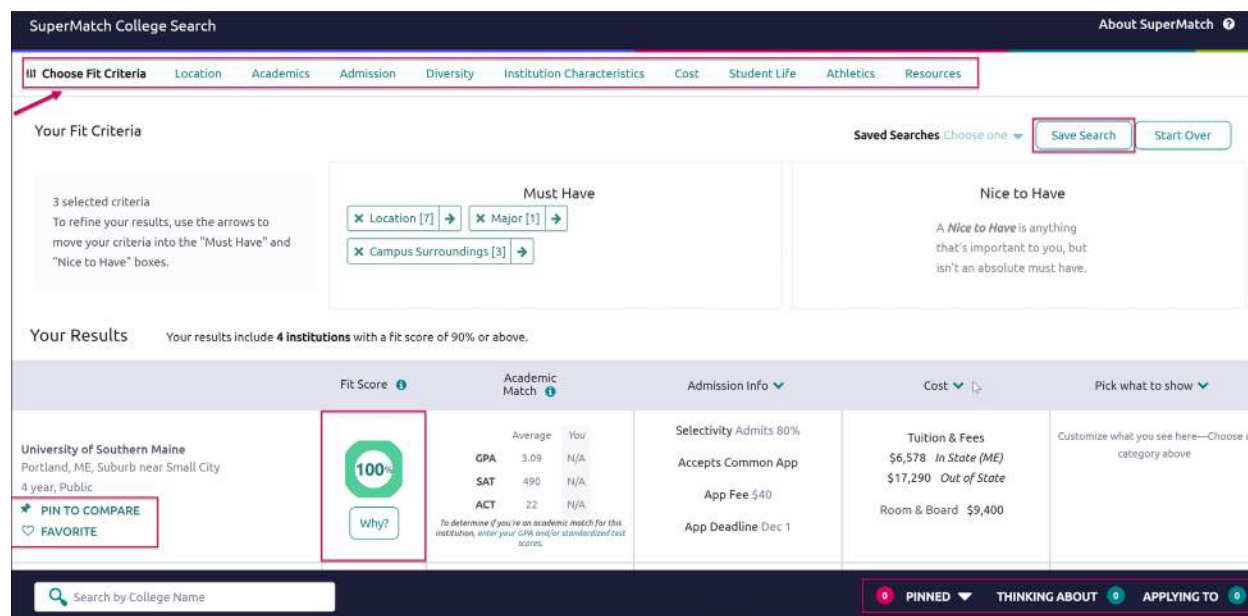
- **Colleges I'm Thinking About:** This is a list of schools that you have *favorited* and identified as prospective schools of interest.
- **Colleges I'm Applying To:** This is a list of schools to which you have decided to apply. This can be populated from College's I'm Thinking About or directly from searches.

Find Your Fit Tools

The first step of this process is figuring out what schools may be a good fit for you based on your interests. Naviance Student offers six (6) search tools – SuperMatch™, College Match, Scattergrams, Advanced College Search, and College Lookup.

SuperMatch™

Use SuperMatch™ to receive a list of best-fit schools based on criteria that you deem as important in your college search. SuperMatch™ can be used to save searches and return to them later. To learn about the details of using SuperMatch™, please review the [SuperMatch Reference Guide](#).

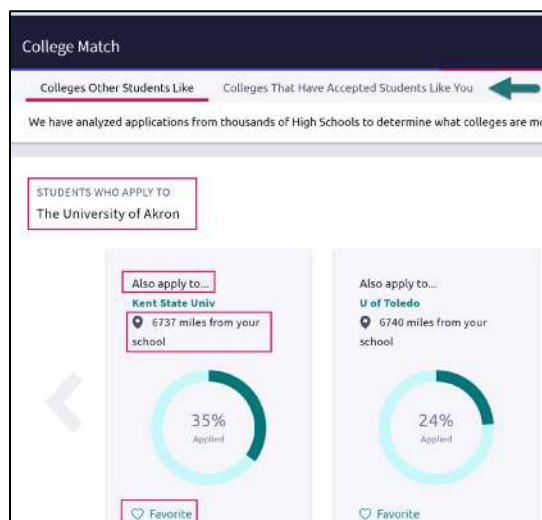


The screenshot displays the SuperMatch College Search interface. At the top, a navigation bar includes tabs for 'Choose Fit Criteria', 'Location', 'Academics', 'Admission', 'Diversity', 'Institution Characteristics', 'Cost', 'Student Life', 'Athletics', and 'Resources'. Below this, the 'Your Fit Criteria' section shows '3 selected criteria' and a 'Must Have' section with 'Location [7]', 'Major [1]', and 'Campus Surroundings [3]'. A 'Nice to Have' section is also present. The 'Your Results' section indicates '4 institutions with a fit score of 90% or above'. The first result is 'University of Southern Maine' with a 'Fit Score' of 100%. The interface also includes a 'Saved Searches' section with a 'Save Search' button and a 'Start Over' button. At the bottom, there's a search bar and a navigation bar with 'PINNED', 'THINKING ABOUT', and 'APPLYING TO' tabs.

1. **Choose Fit Criteria:** Use best fit criteria drop-downs such as Location and Academics to get matched with the schools that are the best fit for you.
2. **Pin to Compare:** Use the pin feature to keep an eye on schools you are interested in.
3. **Favorite:** Add schools to the colleges you are thinking about in Naviance Student.
4. **Compare:** Use the Pinned drop-down to Compare pinned schools based on factors important to you.

College Match

See and quickly favorite the other schools that students are applying to when they have also applied to a school from your favorites list. Additionally, check out other colleges that have accepted students with stats like your own.



College Events

Browse for and sign up for college events ([College Home](#) > [Find Your Fit](#) > [College Events](#)). Use filtering features to find relevant events, view college profiles, and [Sign Up](#) for events.

The College Events interface features a search bar at the top. Below it, there are several filter sections: "Show me:" with options for "Recommended Events" and "Virtual Events"; "Event located within:" with a dropdown for "any distance" and a "ZIP code" field; "College located in:" with a dropdown for "US state or Canadian province"; "College size:" with a dropdown for "Any college size"; "Hosted by:" with a search bar for "Type college name here"; and "College with certain majors (up to 3):" with a search bar for "Search for majors". A "Clear all filters" button is also present. The results section displays a table with columns for "Event Date", "College Name", and "Event Location". The first result is for "The University of Alabama" on "Wed Mar 25" from "10:00 AM - 10:00 AM EDT". The event location is "Main Campus, Huntsville Hills Drive, Southeast, Huntsville, AL 35802". A "SIGN UP" button is located next to the event details.

1. Choose to view recommended and/or virtual events.
2. Add additional filters to narrow down events relevant to you.
3. Click a college name to view its profile and learn more.
4. Use the View More Details to see additional information the college wants to share with you about the event.
5. Sign Up for the event using the college's registration form. Event cancellations must be completed directly with the college.

Scattergrams

A scattergram is a graph used to help you analyze how you fit in with other students from your high school who have been accepted, waitlisted, or denied admittance to a school based on GPA and test scores.

1. Navigate to [Colleges Home](#), and then locate the content card labeled [Find Your Fit](#).

2. Click on **Scattergrams**.
3. Select a **college** from the dropdown list. The number in parentheses shows how many other students from your high school, historically, have applied to this school.
4. Click **View Scattergram**.
The scattergram for this school displays.
5. Change the **Comparing** and **with** drop-downs to make sure you are comparing the right information.
6. Use the **legend** to view those accepted, waitlisted and denied. Your data shows as a **light blue circle**. Hover over a data point to see connected SAT and GPA information.

Scattergram

Select a college from the list and the type of test score that you would like to plot.

College

American University (55 apps)

▼

View Scattergram



Advanced College Search

Using multiple categories, answer questions to identify colleges that match your interests.

1. Click on a **category**, i.e.; Location or Majors.
2. Answer category-related **questions** and identify your preferences for a school.
3. Click **View Matches**.
A list of schools that match your criteria displays.
4. Click the **checkbox(es)** next to the school(s) depending on what action you want to take next.
5. From here, you can choose to use **Compare Me**, **Add to Colleges I'm Thinking About** (Favorite), **Send an Email** to the school, view a **Scattergram** for the school, or visit the **school's website**.

VIEW MATCHES Start Over

Type Location Students Admission Athletics Majors Costs Special Programs

School Type

Two-Year vs. Four-Year

☐ Two-Year

☐ Four-Year

☒ No preference

Public vs. Private

☐ Public

☐ Private

☒ No preference

Campus Surroundings

☐ Large City

Coed vs. Single-sex

☐ All Male

☐ All Female

☐ Coed

☒ No preference

College Groups

No Preference

Religious Affiliation

No Preference

6. From our results list, click **Save Search** to save this search criteria.
7. Next time you return, use the **Saved Searches** drop-down to find your saved search.

74 matches

1 selected

Compare Me

Add to Colleges I'm Thinking Ab...

+ = extended profile available

College
<input checked="" type="checkbox"/> + Amherst College
<input type="checkbox"/> + Anna Maria College
<input type="checkbox"/> College of the Atlantic

MORE

- SEND AN EMAIL
- SCATTERGRAMS
- VISIT WEBSITE

College Lookup

Lookup and favorite school(s) by multiple filters including name, country, state, or college group. Easily favorite using the heart symbol next to the college.

Back

COLLEGE Lookup

Lookup by:

Quicklist

Keyword

Country

State

College Group

College Name (A-Z)

Quicklist

You searched by Quicklist

Actions: Favorite

College	Location
<input type="checkbox"/> American University	Washington, DC
<input type="checkbox"/> + Amherst College	Amherst, MA
<input type="checkbox"/> Auburn University	Auburn, AL
<input type="checkbox"/> Boston College	Chestnut Hill, MA

College Profile Pages

When a search is completed, the schools that are a part of the results can be researched further by accessing the college's profile. From a search result, click the college of interest to open its college profile.

1. Click the **heart icon** to favorite the school and add it to your list of Colleges I'm Thinking About.
2. Use the **tabs** (Overview, Studies, Student Life, Admissions, etc.) to learn more about these areas.
3. **Check out a Virtual Tour, Communicate, Apply Online, or Learn More** using the provided buttons on the page.
4. Located at the bottom of the page, use the buttons to **navigate** to those areas specified in Naviance Student (Colleges I'm Thinking About, Applying To, etc.).

The screenshot shows the Naviance Student interface. At the top, there's a navigation bar with 'English', 'Go', 'Give feedback', 'No new messages', and 'LOG OUT'. Below this is the 'Naviance | Student' header. The main content area features a college profile for 'ORIGINAL PUBLIC IVY'. The profile includes a large image of a globe sculpture, a 'Virtual Tour' button, a 'Communicate' dropdown, an 'Apply Online' button, and a 'Learn More' dropdown. Below these are tabs for 'Overview', 'Studies', 'Student Life', 'Admissions', 'Costs', and 'Spotlights'. The 'Overview' tab is active, showing a search bar and a navigation bar with buttons for 'INTERESTED IN YOU', 'THINKING ABOUT', 'APPLYING TO', and 'MORE'. A 'Show Me How' button is also present.

The **Overview** tab provides general information about the school, including the information seen below.

AVERAGE NET PRICE ¹	GRADUATION RATE ¹	ACCEPTANCE RATE ¹	COLLEGE OVERLAPS	EARLY DECISION DEADLINE
\$1,500 Family Income \$0 - \$30k More about Cost & Aid from 2020	67% 4 Year 6 Year More about learning environment from 2020	33% Check out Scattergrams to see how this relates to you from 2020	9 See other colleges that applicants to this school also applied to	April 1 See all deadlines

You can find **Scattergrams** and other admission information on the **Admissions** tab.

EARLY DECISION DEADLINE	APPLICATION FEES	ACCEPTANCE RATE ¹	IMPORTANT POLICIES
April 1 See all deadlines	\$50 Freshman application	33% Check out Scattergrams to see how this relates to you from 2020	Competitive Admissions Early Decision Notify By Date Open Registration Test Optional Wait List

College Research

You have found some schools you are interested in and now you are ready to learn even more. From the **Colleges Home** tab, under **Research Colleges**, you can find multiple tools for researching schools and your likelihood of admittance.

- College Compare
- College Resources
- Acceptance History
- Enrichment Programs
- College Maps
- College Visits

College Compare

Add schools to compare the average GPA and test scores of students from your high school that have been accepted to that college over a span of time.

1. Click **Add Colleges to Compare**.
2. Use the **College Lookup** to find schools.
3. Click the **checkbox** (es) next to the schools to which you'd like to see a comparison.
4. Click **Save Selection** from the upper-right corner.
5. Click **Finished Searching**.

The schools are added to your Compare list. A green check means your numbers are higher and a red x means they are lower than average for those who have been admitted to this school.

College Compare									
College compare averages are for students from your high school that have been accepted to that particular college from 2012-2018 . Averages have a green checkmark when your number is higher and red "x" when your number is lower. Your PSAT score, if available, has been converted to the equivalent SAT score and compared to the average single SAT score of an accepted student. The column labeled "Acceptance" shows the number of students accepted out of the number of students that applied.									
+ ADD COLLEGES TO COMPARE									
College	GPA	Single SAT 1600	Single SAT 2400	Combined SAT 1600	Combined SAT 2400	PSAT to SAT 1600	ACT	IB	Acceptance
	3.5	1400	0	1400	0	1100	0	0	-
American Univ	3.48 ✓	1267 ✓	1879 ✗	1142 ✓	1882 ✗	1267 ✗	26 ✗	20 ✗	281/526

College Resources

List of external web resources that may be valuable to your college search process. Sections include Colleges & Careers, Financial Aid, Test Preparation, College Athletics, and Military.

Acceptance History

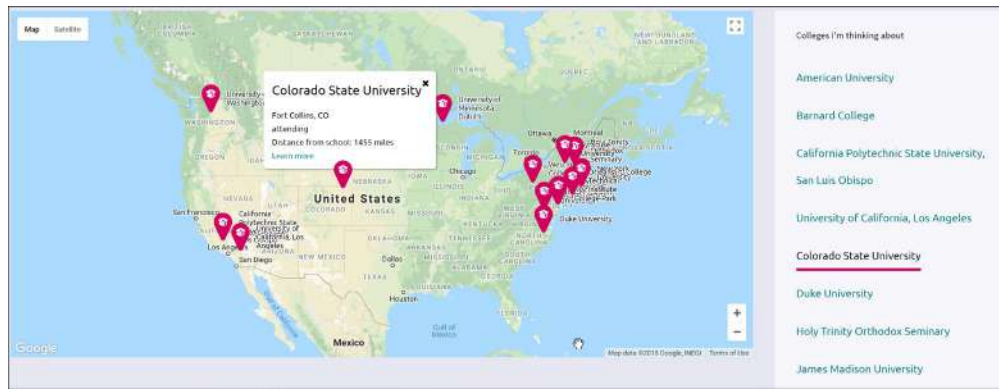
An alphabetical list of colleges where someone from your school has been accepted and/or enrolled over a time span.

Enrichment Programs

Locate enrichment programs provided by your school to view extracurricular opportunities in your community.

College Maps

View an interactive map of schools based on a list of different pre-defined criteria. For example, you can see a map of the colleges from your Colleges I'm Thinking About list. Some other map categories include Top 20 most popular colleges where our students applied, colleges where our students are attending, 5-year combined BA/MBA, and more.



College Visits

View and **Register** (if permission is enabled) to attend an upcoming visit from the *College Visits* page.

For each visit, the date/time, institution, and location will display. If the visit is a virtual visit, you will have access to click on the link to join the *virtual meeting room 15 minutes before the meeting start time*.

College Visits			
Search for colleges			
JULY Wed 22 09:00AM	University of Kentucky Career Center	DEADLINE PASSED	View Details
JULY Wed 22 09:00AM	Miami University-Oxford Career Center	DEADLINE PASSED	View Details
JULY Wed 22 12:10PM	University of Kentucky Career Center; Virtual Visit	Register Now	View Details
JULY Wed 22 01:30PM	Auburn University Career Center	Register Now	View Details

Visits can have both a physical and virtual location. A physical location may be used when meeting in a centralized location for your visit, whether in-person or virtual.

Use **View Details** to see more information regarding a visit, such as the rep's name or any instructions provided by your school.