

Nature Art

Earth Art/Land Art/Environmental Art



“Land art or earth art is art that is made directly in the landscape, sculpting the land itself into earthworks or making structures in the landscape using natural materials such as rocks or twigs.” <https://www.tate.org.uk/>




Andy Goldsworthy (born 1956)

British artist that works with nature materials in their natural environment and photographs how his creations change as the environment changes.



Leaf Horn (above) is a 3D sculpture made of leaves.





Nils-Udo (born 1973)

"A basic idea is to achieve absolute purity. Nature performs a demonstration of itself. Every non-natural element is ruled out as impure. No other materials are used than those found in each natural space. The characteristics, the respective possibilities for processing, and the character of the natural space itself plays the major role in determining the shape of the work," Nils-Udo says in his artist statement.





Richard Long (born 1945)

British sculptor who often works with natural elements in their environment and leaves them to be reclaimed by nature.





Robert Smithson (1938-1973)

A pioneer of the Land Art movement, Smithson created Spiral Jetty, a famous Earth Sculpture that can still be seen periodically, depending upon the water level.





Spiral Jetty 1970 (above), Great Salt Lake, Utah is a 15 foot wide coil that stretches 1500 feet into the lake, and is the most famous example of Land Art. <https://umfa.utah.edu/>



Create: Make your own Nature Art

1. Take a walk outside and collect a few nature items. Arrange the items in a design, either in their natural environment (where you found them) or take them home and create a Nature Art design.
2. If you would like to share the artwork that you have created, please upload your image to Google Docs or Slides and title your document with your name and grade level.
3. share your artwork with: pjessee@wisek12.org
4. Artworks will be uploaded to a gallery in this course.

I have created 2 videos to describe the process of creating Earth Art.



Resources

<https://www.tate.org.uk/>

<http://www.artnet.com/>

<https://mymodernmet.com/>

<https://www.theartstory.org/>

<https://www.britannica.com/>

<https://umfa.utah.edu/>