

# MYACT

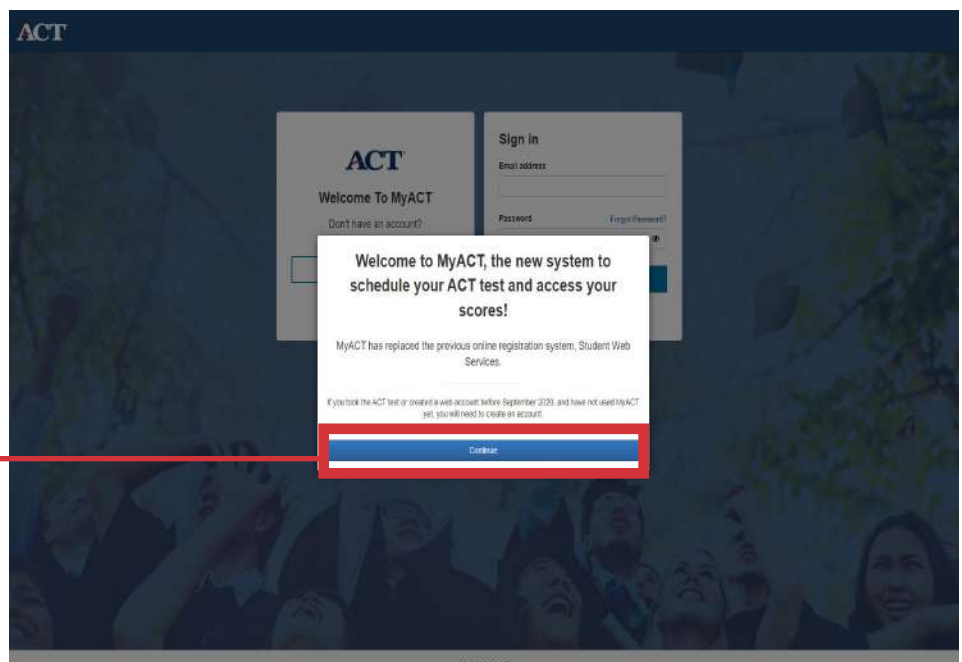
## QUICK START GUIDE

MyACT accounts are to register, prepare for testing, view and send test scores, explore colleges and careers, and college planning. Students can also purchase prep material through their account or access our free test prep material.

- Student has never taken the ACT before and is creating an account for the first time, page 2
- Forgot User ID / Password, page 5
- Student has a previous account and needs to update to MyACT, page 6
- Student has ACT test scores, but doesn't yet have an account, page 8

When students navigate to [myact.org](https://myact.org) for the first time, they will be greeted with a welcome screen that introduces the new system.

Select “continue”  
to proceed.



## Student has never taken the ACT before and is creating an account for the first time

Go to [myact.org](https://myact.org)

Select "Create MyACT Account"

ACT

Welcome To MyACT

Don't have an account?

Create MyACT account

Sign in

Email address

Password

Forgot Password?

Sign In

Need help?  
See FAQs or Contact us.

Select "I'm new!  
Let's get started"

ACT

Create MyACT account

I registered or tested before

or

I'm new! Let's get started

Already have a MyACT account? [Sign in](#)

Need help?  
See FAQs or Contact us.

<https://myact.org/account/create>

Enter to following information:

- Full Name as shown on photo ID
- Date of Birth
- Email
- Home Address
- Phone
- Create a Password
- Check that you understand ACT policies

Select  
“Verify by Email” or  
“Verify by Text”

**ACT**

## Create your ACT account

Your ACT account lets you register for tests, access your scores, plan your future, and more. If you're helping a student register, enter the student's information below and see [information for parents](#).

**Name on your photo ID**

First (given) name  M. J.

Last name (surname)

**Date of Birth**

Month  Day  YYYY

**Email**

youremail@email.com

**Home Address**

Select your country/region...

**Phone (optional)**

☒ Mobile ☐ Home Landline ☐ Other Landline

Country Code  Your phone number

**Create a new Password**

Password

☐ I understand that by creating an account, I consent to the processing of my personally identifying information, including the collection, use, transfer and disclosure of information, as described in the [ACT Privacy Policy](#).

To complete account creation, verify your account by email or text message. We will use your chosen method for any future password recovery.

☒ Verify by Email ☐ Verify by Text

**Need help?**  
See [FAQs](#) or [Contact us](#).

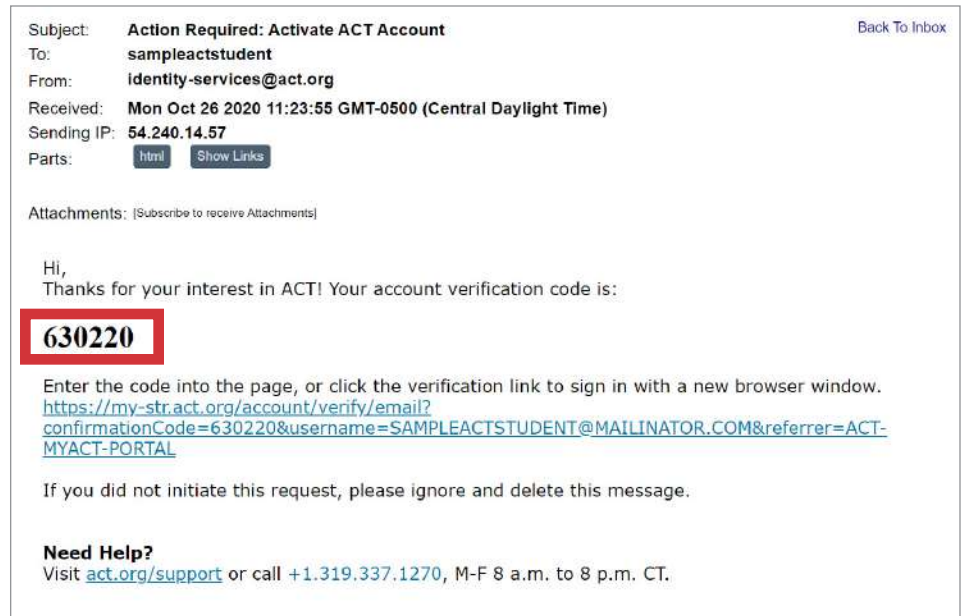
Verify where you want your verification information sent.

- If the information is incorrect select “No, I will fix it”.
- If the information is correct select “Yes send it there”.

Is this where we should send your verification?

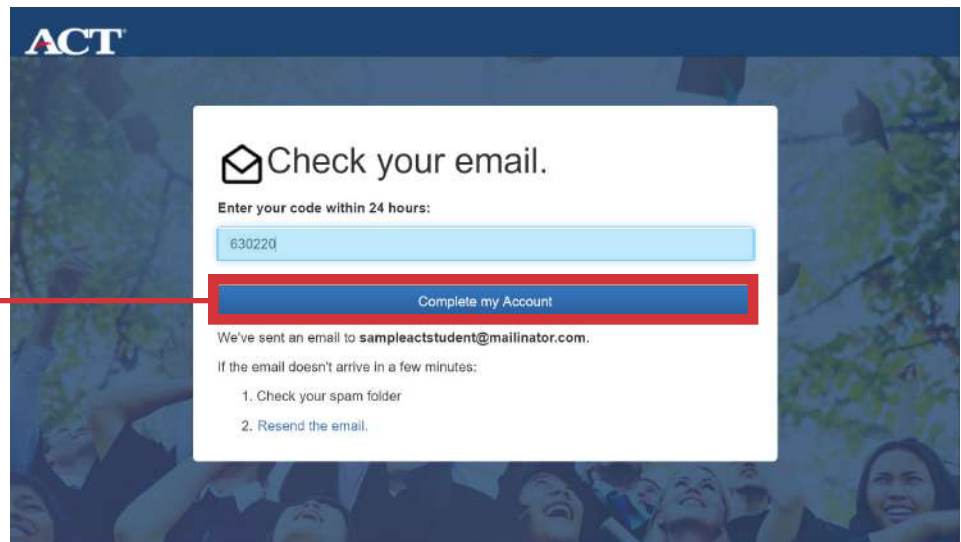
**sampleactstudent@mailinator.com**

Email will be sent with a verification code and link, text will include verification code, that you need to verify and activate for your MyACT account.



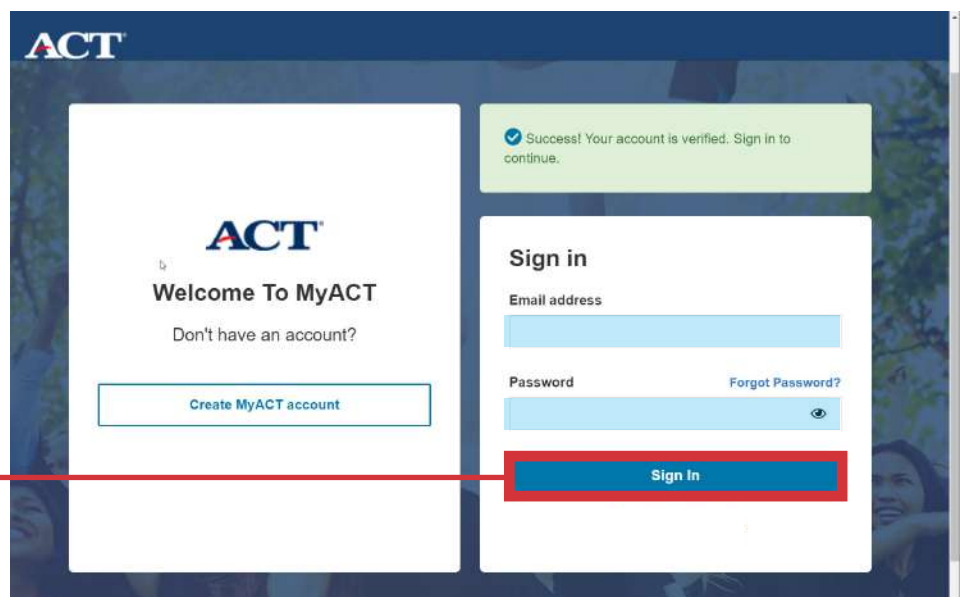
Verify your account by entering the code provided in the email or text, or click the link in the email.

Select "Complete my Account"



Success! Your account is verified notification will appear on the screen,

Log back in with your email address on the new MyACT account.

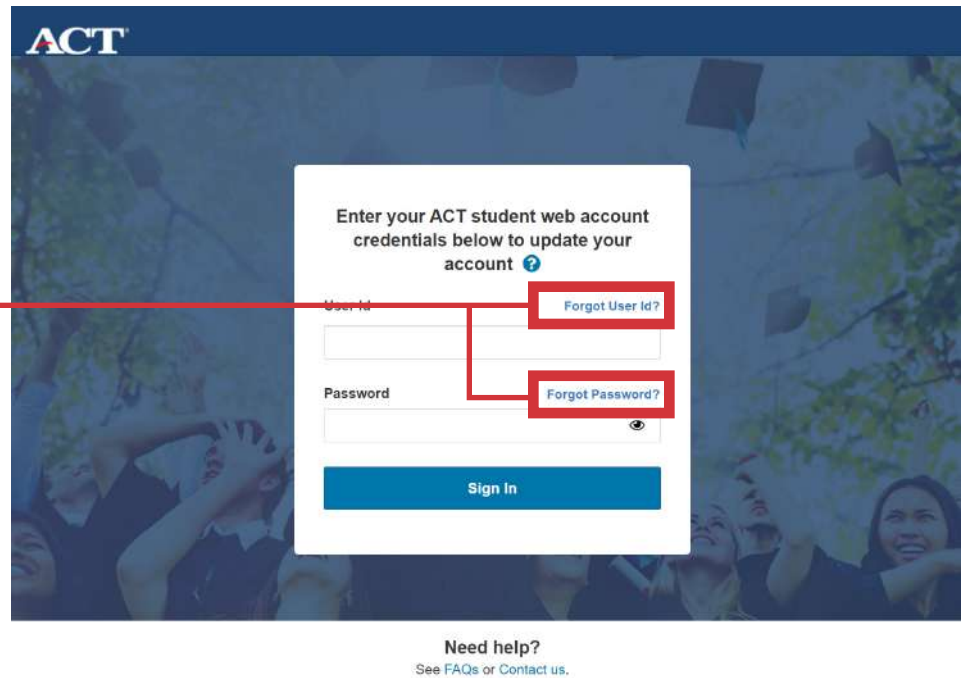


## Forgot User ID / Password

### Students who are updating/ migrating their SWS accounts to MyACT

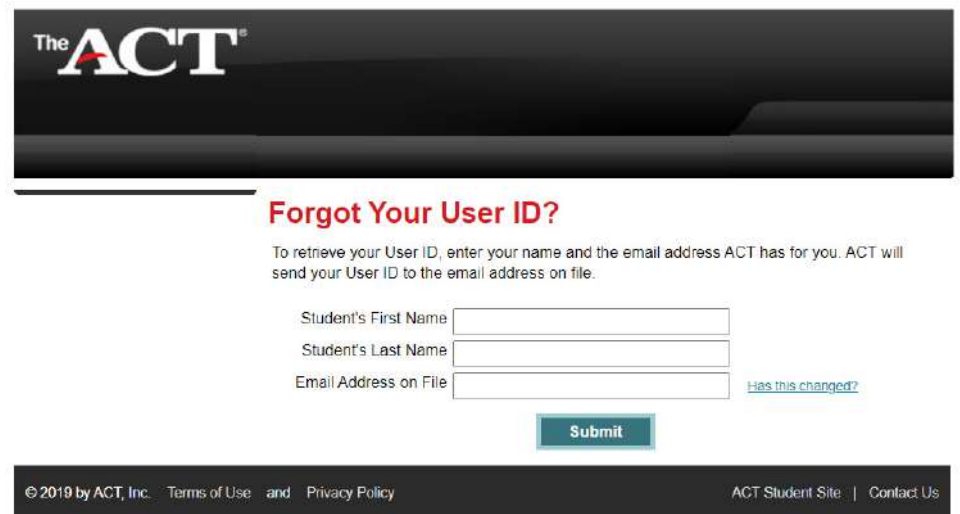
Students migrating their SWS accounts, can also reset their User ID or Password.

They can do so by selecting “Forgot user ID” or “Forgot Password” on the MyACT log in page.



The screenshot shows the MyACT login interface. At the top is the ACT logo. Below it is a white box with the text "Enter your ACT student web account credentials below to update your account". There are two input fields: "User ID" and "Password". To the right of the "User ID" field is a red-bordered button labeled "Forgot User ID?". To the right of the "Password" field is a red-bordered button labeled "Forgot Password?". Below these fields is a blue "Sign In" button. A red line with a circle at the end points from the text "They can do so by selecting" to the "Forgot User ID?" button. At the bottom of the page, there is a "Need help?" link and a link to "See FAQs or Contact us."

They will be redirected to a page that links to their web account where they can make the necessary changes. Students will then use the updated credentials to login into MyACT and migrate their accounts.



The screenshot shows the "Forgot Your User ID?" page. At the top is the ACT logo. Below it is the heading "Forgot Your User ID?". The text says: "To retrieve your User ID, enter your name and the email address ACT has for you. ACT will send your User ID to the email address on file." There are three input fields: "Student's First Name", "Student's Last Name", and "Email Address on File". To the right of the "Email Address on File" field is a link "Has this changed?". Below the input fields is a blue "Submit" button. At the bottom of the page, there is a footer with "© 2019 by ACT, Inc. Terms of Use and Privacy Policy" and "ACT Student Site | Contact Us".

Forgot User ID requires:

- First Name
- Last Name
- Email

Forgot Password requires:

- User ID
- Email

Notes:

- If the student no longer has access to the email, they used to create their SWS account they will have to contact us for further assistance
- Students will not be able to sign into their old web accounts. They will only be able to update their login credentials



## Student has a previous account and needs to update to MyACT

Typically, this is for students who previously had an ACT Student Web Account. Your former ACT Student Web Account will be migrated to MyACT. You will be able to access your previous ACT scores, plus all the new features MyACT offers!

Go to [myact.org](https://myact.org)

Select “Create MyACT Account”

ACT

Welcome To MyACT

Don't have an account?

Create MyACT account

Sign in

Email address

Password

Forgot Password?

Sign In

Need help?  
See FAQs or Contact us.

Select “I registered or tested before”

ACT

Create MyACT account

I registered or tested before

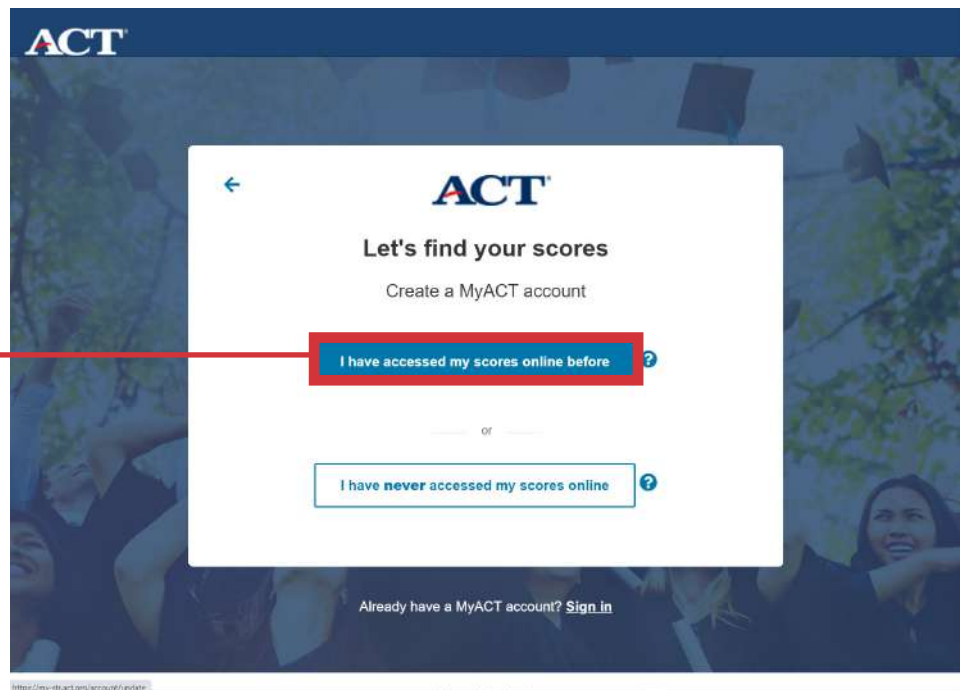
or

I'm new! Let's get started

Already have a MyACT account? Sign in

Need help?  
See FAQs or Contact us.

Select "I have accessed my scores online before"

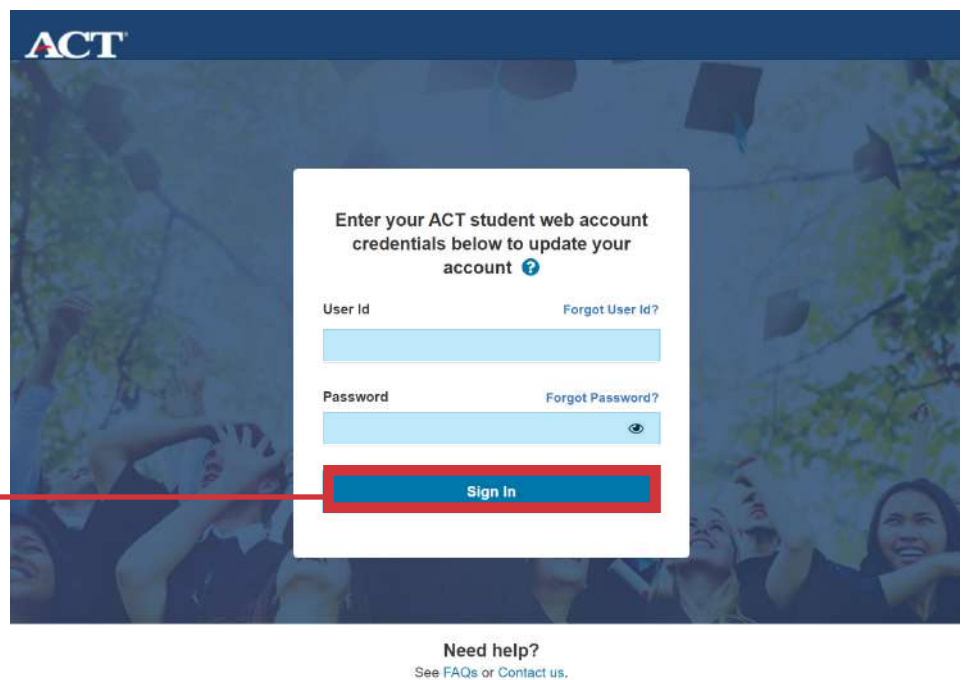


The screenshot shows the ACT website's account selection page. At the top is the ACT logo. Below it, the heading "Let's find your scores" is followed by a link "Create a MyACT account". There are two main buttons: "I have accessed my scores online before" (highlighted with a red box) and "I have never accessed my scores online". Below these buttons is a link "Already have a MyACT account? Sign in". The background features a blue-tinted image of graduates celebrating.

<https://my-act.org/account/update>

Enter User ID & Password from ACT student web account

Select "Sign In"



The screenshot shows the ACT student web account login page. At the top is the ACT logo. Below it, the heading "Enter your ACT student web account credentials below to update your account" is followed by a question mark icon. There are two input fields: "User Id" and "Password", each with a "Forgot" link next to it. Below the input fields is a "Sign In" button (highlighted with a red box). At the bottom, there is a "Need help?" section with links "See FAQs" and "Contact us". The background features a blue-tinted image of graduates celebrating.

## Student has ACT test scores, but doesn't yet have an account

Typically, this is for students who took the ACT through their school on a weekday, without creating an ACT Student Web account. You will be able to access your previous ACT scores, plus all the new features MyACT offers!

Go to [myact.org](https://myact.org)

Select "Create MyACT Account"

ACT

ACT

Welcome To MyACT

Don't have an account?

Create MyACT account

Sign in

Email address

Password

Forgot Password?

Sign In

Need help?  
See FAQs or Contact us.

Select "I registered or tested before"

ACT

ACT

Create MyACT account

I registered or tested before

or

I'm new! Let's get started

Already have a MyACT account? Sign in

Need help?  
See FAQs or Contact us.



Select “I have **never** accessed my scores online”

ACT

Let's find your scores

Create a MyACT account

☐ I have accessed my scores online before ?

or

☒ I have **never** accessed my scores online ?

Already have a MyACT account? [Sign in](#)

<https://my.act.org/account/scores>

Enter to following information to find your previous scores:

- Full Name
- Date of Birth
- ACT ID (*Find on your printed score report*)
- Test Date

Select “Continue”

ACT

Find Your Scores

Full Name

First name *M. I.*

Last name

Date of Birth

Jan 1 2005

ACT ID *i*

12345678

Month and Year of Test

Jan 2020

☒ I understand that by creating an account, I consent to the processing of my personally identifying information, including the collection, use, transfer and disclosure of information, as described in the ACT Privacy Policy ([www.act.org/privacy.html](http://www.act.org/privacy.html)).

**International Examinees:** By checking the box and creating an account, you are also providing your consent to ACT to transfer your personally identifying information to the United States to ACT or a third party service provider for processing, where it will be subject to use and disclosure under the laws of the United States. You acknowledge and agree that it may also be accessible to law enforcement and national security authorities in the United States. Any questions about the ACT Privacy Policy or this notice should be directed to our Data Protection Official, Vice President, Data Management at [DPE@act.org](mailto:DPE@act.org).

Back Continue

Need help?  
See FAQs or Contact us.

<https://my.act.org/account/scores>