

# My Superhero

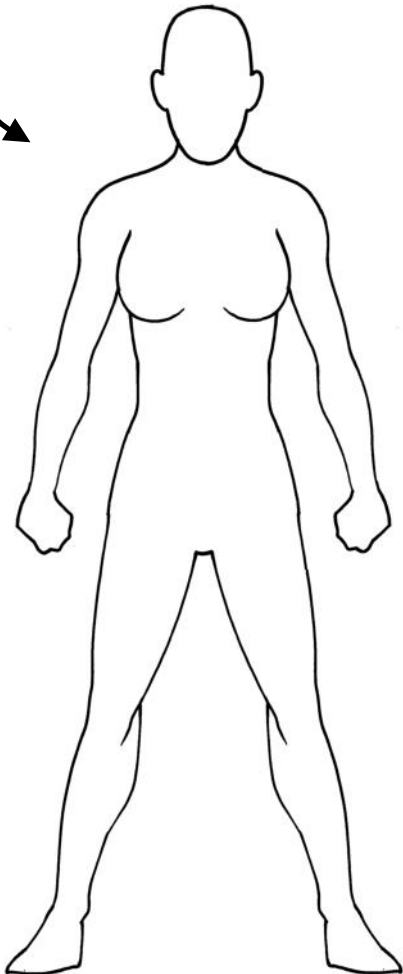
Create or write about your favourite superhero

Your name: \_\_\_\_\_

Superhero's name: \_\_\_\_\_

Design your  
superhero

**Superhero**



Design your  
logo

**Logo**



Write about  
your  
superhero


**Profile**




Write and draw  
your powers

**Powers**


Name:




Name:



Name:



Name:



# My Superhero

Create or write about your favourite superhero

Your name: \_\_\_\_\_

Superhero's name: \_\_\_\_\_

Design your  
superhero

## Superhero



Design your  
logo

### Logo

A large, empty square box with a black border, intended for drawing a logo.

Write about  
your  
superhero

### Profile

A large, empty rectangular box with a black border and horizontal lines, intended for writing a profile.

Write and draw  
your powers

### Powers

Name:

A square box with a black border, intended for drawing a power.

Name:

A square box with a black border, intended for drawing a power.

Name:

A square box with a black border, intended for drawing a power.

Name:

A square box with a black border, intended for drawing a power.

### Logo

## What is a logo?

A LOGO is a symbol that represents something or someone. Superheroes have a logo.

Examples of  
superhero  
logos



### Powers

## What are powers?

POWERS are qualities/abilities that the superhero has.

Examples of  
powers



Flying



super strength



x-ray vision

I can fly / She can fly / I have super strength / He has super strength  
My power is x-ray vision / Her power is x-ray vision

### Profile

## What is a profile?

The PROFILE is personal information about the superhero.

Example of  
a profile



Superman is from Krypton and his real name is Clark Kent.

He is tall and handsome. His powers are flying and he has super strength.

**Suggestions:** Write your profile in 1st or 3rd person.

Thank you for downloading this mini project.

As the mini project and activities don't necessarily follow on from a previous lesson, you might need to elicit any vocabulary or grammar that the students will need to complete the tasks.

Please decide what level this mini project is for as the tasks can easily be adapted.

If you take any photos of your students completing the mini project, please send them to me so I can share them with the Facebook community. That would be great!

Thanks,

*Sam Pennington*



For more resources, please follow me on Facebook and YouTube. Just click on the links below, thanks.



Facebook



YouTube

If you have any nice words about this mini project, please leave a review/comment on Facebook.

Thanks!