



On a blustery day after his mid morning snack, Pooh was walking through the woods towards his heffalumps trap, when he heard this horrible screams like someone was dying. He started running in the directions that he heard the screams. When he saw Tigger bouncing away from the Y in the River by Rabbits house.

The screams were so bad that Pooh thought someone was being killed. So he being the brave fearless bear that he known to be he went directly to Sheriff Piglet house in the direction away from the noise. When he arrived he explained what had happened to Sheriff Piglet who began the investigation.

He examined the map of the 100 acre woods to determine the direction that Pooh was traveling and possible suspects.

He interviewed everyone involved. During the process he found the remains of resident of "Where the wobble wasn't" where Gopher lives.



The residents of the 100 Acer Woods are:

Christopher Robin	Kanga	Eeyore
Winnie the Pooh	Roo	Owl
Tigger	Rabbit	Gopher

The remains have been brought into the Morgue for examination.

#### PROCEDURE:

Determine who you need to interview and request the interview notes.

Determine a possible suspect.

Obtain the evidence: Make sure you fill out the document maintaining the chain of custody.

Examine the evidence and bindle your evidence recording the information about the evidence on the evidence tags. Below is a list of instructions that will help you in Bindles and identification.

1. Identify the bones and group the bones as shown on the identification chart. You will keep each skull separate in a bindle.
2. Group bones as shown on the identification chart together (Example: Rodent hips) in the same bindle.
3. **Do not discard any of your evidence; this includes all hair and bones.** Note:

Case #:  
Item #:  
Description: Rodent Hips  
Quantity:  
Date collected:  
Initials of technician:

you may have a bindle of miscellaneous unidentified tiny bone fragments.


**4. How to label the bindles:**

5. Complete the evidence log, Case Number and ALL pieces of evidence listed.
6. Place all evidence back into the original, seal, and sign it correctly.
7. Turn in to the Evidence into the Evidence Vault.
8. Clean up your work area. THIS IS EVERYONE'S RESPONSIBILITY and you will lose points(20 points).

You will mark the case number and complete the evidence log with all pieces of evidence listed. You will need to bag all labeled evidence into the collection bag with your group name on it.

Group Information:

Name	Responsibility (gathering supplies, doing autopsy, bindle recording, logging information for Chain of Evidence) Clean up is everyone.



From the preliminary information determine the suspects to be interviewed using triangulation.

SUSPECTS TO INTERVIEW:

1. \_\_\_\_\_

2. \_\_\_\_\_

Why did you pick these two.

Results of the Interview: (Discuss your reasons)

Suspect 1:

Suspect 2:

Case Number: \_\_\_\_\_ Offense: \_\_\_\_\_  
Submitting Officer: (Name/ID#) \_\_\_\_\_  
Victim: \_\_\_\_\_  
Suspect: \_\_\_\_\_  
Date/Time Seized: \_\_\_\_\_ Location of Seizure: \_\_\_\_\_

[illegible][illegible]

## An Arrest warrant

An arrest warrant gives police the power to arrest the person named in the warrant so that person can be brought to court.

The arrest warrant will include:

- The person to be arrested
- the offence you're accused of
- an order to arrest you
- the signature or name of the judge or justice of the peace who ordered the warrant

A police officer can swear an information if they have reasonable and probable grounds to believe you have committed a crime. An information is an official court document charging you with an offence. A judge or justice of the peace decides whether to issue an arrest warrant based on the information.

Having reasonable and probable grounds is more than having a suspicion or hunch based on the facts. The officer must believe that any reasonable person in the officer's position would think there are grounds to believe you were involved in a crime.

The judge or justice of the peace decides whether to issue an arrest warrant or an appearance notice after reviewing the information.

---

You will need to fill out the arrest warrant for the person responsible for the murder. You will also need to determine the count:

States have adopted several different schemes for classifying murders by degree. The most common separates murder into two degrees (first and second degree murder), and treats voluntary and involuntary [manslaughter](#) as separate crimes that do not constitute murder.

- **First-degree murder:** any intentional murder that is willful and premeditated with [malice aforethought](#). [Felony murder](#), a charge that may be filed against a defendant who is involved in a dangerous crime where a death results from the crime, is typically first-degree.
- **Second-degree murder:** any intentional murder with malice aforethought, but is not premeditated or planned in advance.

- **Voluntary manslaughter:** sometimes called a [crime of passion](#) murder, is any intentional killing that involves no prior intent to kill, and which was committed under such circumstances that would "cause a reasonable person to become emotionally or mentally disturbed". Both this and second-degree murder are committed on the spot under a spur-of-the-moment choice, but the two differ in the magnitude of the circumstances surrounding the crime. For example, a bar fight that results in death would ordinarily constitute second-degree murder. If that same bar fight stemmed from a discovery of infidelity, however, it may be mitigated to voluntary manslaughter.
- **Involuntary manslaughter:** a killing that stems from a lack of intention to cause death but involving an intentional, or negligent, act leading to death. A drunk driving–related death is typically involuntary manslaughter (see also [vehicular homicide](#), [causing death by dangerous driving](#), [gross negligence manslaughter](#) and [causing death by criminal negligence](#) for international equivalents). Note that the "unintentional" element here refers to the lack of intent to bring about the death. All three crimes above feature an intent to kill, whereas involuntary manslaughter is "unintentional", because the killer did not intend for a death to result from their intentional actions. If there is a presence of intention it relates only to the intent to cause a violent act which brings about the death, but not an intention to bring about the death itself

# *100 Acers Wood District Court*

For the

100 Acers Wood

V.

Case No.

\_\_\_\_\_  
Defendant

## **ARREST WARRANT**

Any authorized law enforcement officer

YOU ARE COMMANDED to arrest and bring before a magistrate judge of the 100 Acres Woods  
without unnecessary delay

Person to be arrested: \_\_\_\_\_

Is accused of an offense or violation based on the following document filed with the court:

 First Degree Murder

 Second Degree Murder

 Voluntary Manslaughter

 Involuntary Manslaughter

Offense is briefly describe as follows:

Eye Witness Accounts:

Eeyore:

Well I have trouble hearing with all the wind but best to my knowledge it came from the direction of Owl's house about 11 am.

Roo:

I was out playing in my sandbox while mom was fixing me lunch. So I don't know the time but it came from the direction of Rabbit's

Kanga:

I am sorry Sheriff but I had let Roo outside to play while I fixed lunch about 10:50. I had the radio on so I did not hear a thing.

Christopher Robin:

I had put on my boots and was heading outside to meet Pooh when I heard the noise about 11 am in the direction of the Heffalump traps so I was going to check on them.

Rabbit:

I was about to head out to visit my family friends I think it was close to 11 when I heard the noise. It sounded like it came from Eeyores.



Owl:

I did not hear anything, I was in the house preparing lunch listening to the radio. Would you like some tea? Then after lunch I went flying you know I need to keep up my strength.

Tigger:

I had been bouncing around since about 9 you know here and there. I think this morning I first went to Kanga's house and visited my little buddy. We practiced bouncing you know. Then over to floppy ear's place when I got there he was gone. I then headed towards Pooh's when I heard the noise, it sound like something was being attacked in the woods or was in the Heffalump traps.





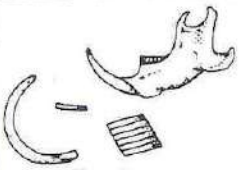








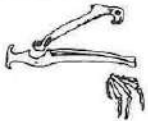
















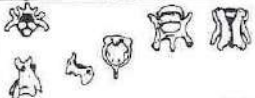

Pooh:

I had finished up my mid morning snack of Honey and was then planning to head over and check the honey tree and my Heffalump traps when I heard this horrible scream coming from the direction of Christopher Robbins.

Gopher:

Could Not be Found

# Bone Sorting Chart

	RODENTS	SHREWS	MOLES	BIRDS
Skulls				
Jaws	 Loose Teeth			
Shoulder Blades				
Front legs				
Hips				
Hind Legs				
Assorted ribs				
Assorted vertebrae				

CATERPILLAR LARVAE AND COCOONS



CATERPILLAR DROPPINGS

