



Mobile User Guide

Ethan M. Lewis

Method Test Prep

© 2017



Table Of Contents

- [Chapter 1: Welcome to Method Test Prep!](#)
- [Chapter 2: The Student Home Screen](#)
- [Chapter 3: Checklist Tasks](#)
- [Chapter 4: Tracking Your Progress](#)



Welcome To Method Test Prep!

Thank you for choosing Method Test Prep as your provider of online ACT® and SAT® preparation. Method Test Prep's online program is used by tens of thousands of students every week, all around the world. We are confident that if you use the program diligently your score will improve. **This manual is for students who use tablets or smartphones to access our online program;** all of the features of the desktop program are available to mobile users, but they may not be in the same locations. Reading this manual will help you to make the most of your test prep.

The "method" to the Method Test Prep program consists of a system that provides students with ample feedback throughout the process. You will always know how much of the program you have worked through, which tasks you have completed, and what is left to do. We also provide detailed explanations of the correct answers to the thousands of questions built into the program.



SMART IDEA ALERT! Make sure to read the explanations and watch any ex-

planatory videos for questions that you get wrong (or for ones that you got right by guessing). Then go back the next day and try the questions again. When you can answer every question in our program correctly, you can be positive that you are fully prepared for the test.

Are you ready to get started? Let's begin working to raise your score!

Movie 1.1 The First 7 Things You Should Do



<https://methodtestprep-1.wistia.com/medias/8v9z1t25se>



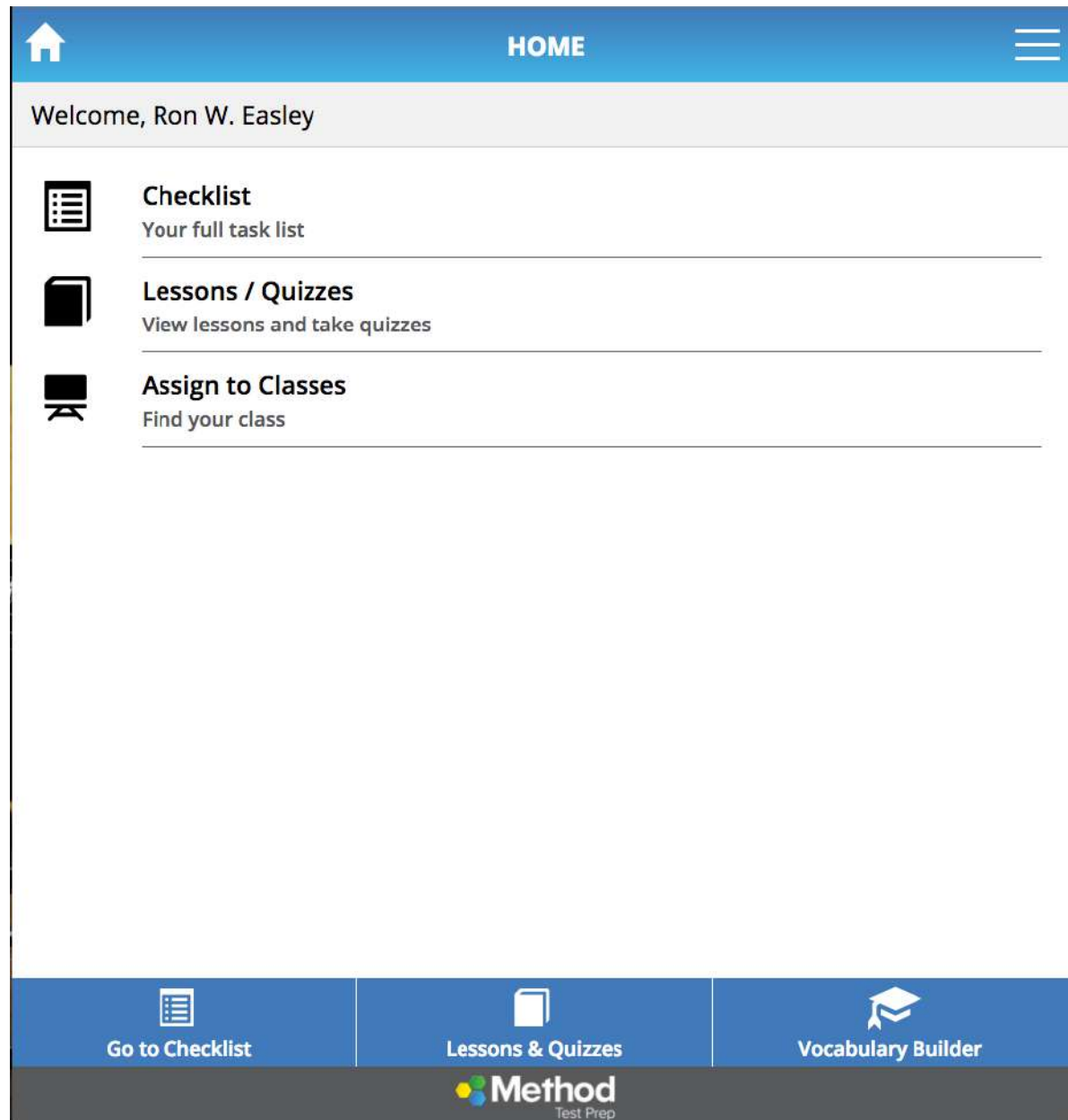
The Student Home Screen

The mobile version of Method Test Prep has a streamlined “Student Dashboard” that allows you to navigate through the program and to get to the most important features as easily as possible.

Working from top left, down through the page, you will find a “Home” button that will always return you to this page.

In the center of the page are links to the checklist of tasks, the lessons and quizzes grouped by category, and a tool to let you “join” a class created by your teacher or school.

At the bottom of the screen you will find links that will take you to the checklist of tasks, the lessons and quizzes grouped by category, and the vocabulary builder tool.



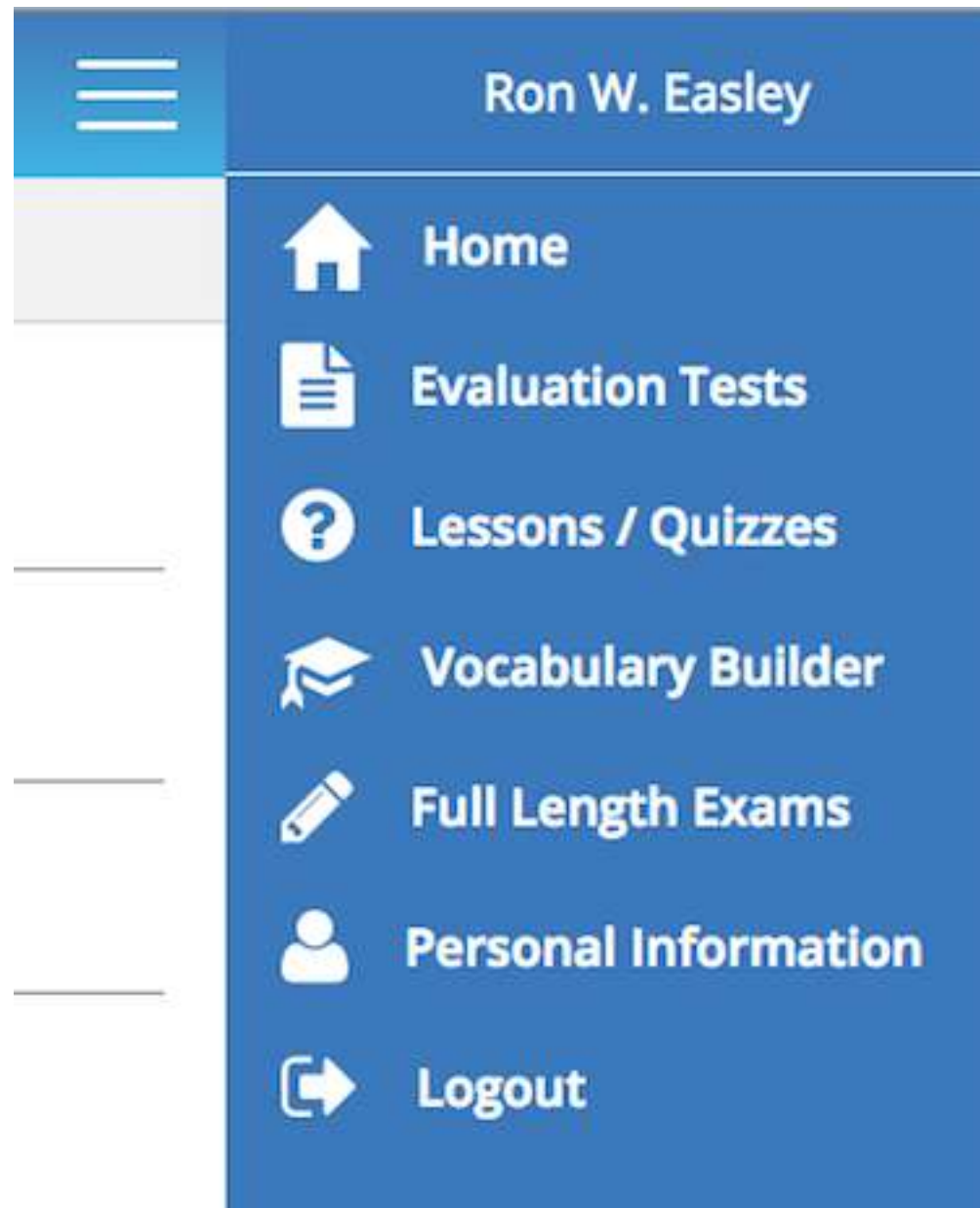
SMART IDEA ALERT! If you have access to both modules, try doing the evaluations for both the ACT and the SAT. The tests are considerably different, and you may find that one is better suited to your strengths.



The Student Home Screen

On the far right of the home screen is a stack of three horizontal lines. These hide the full menu of choices that students would see in the vertical grey navigation bar in the desktop version of the program.

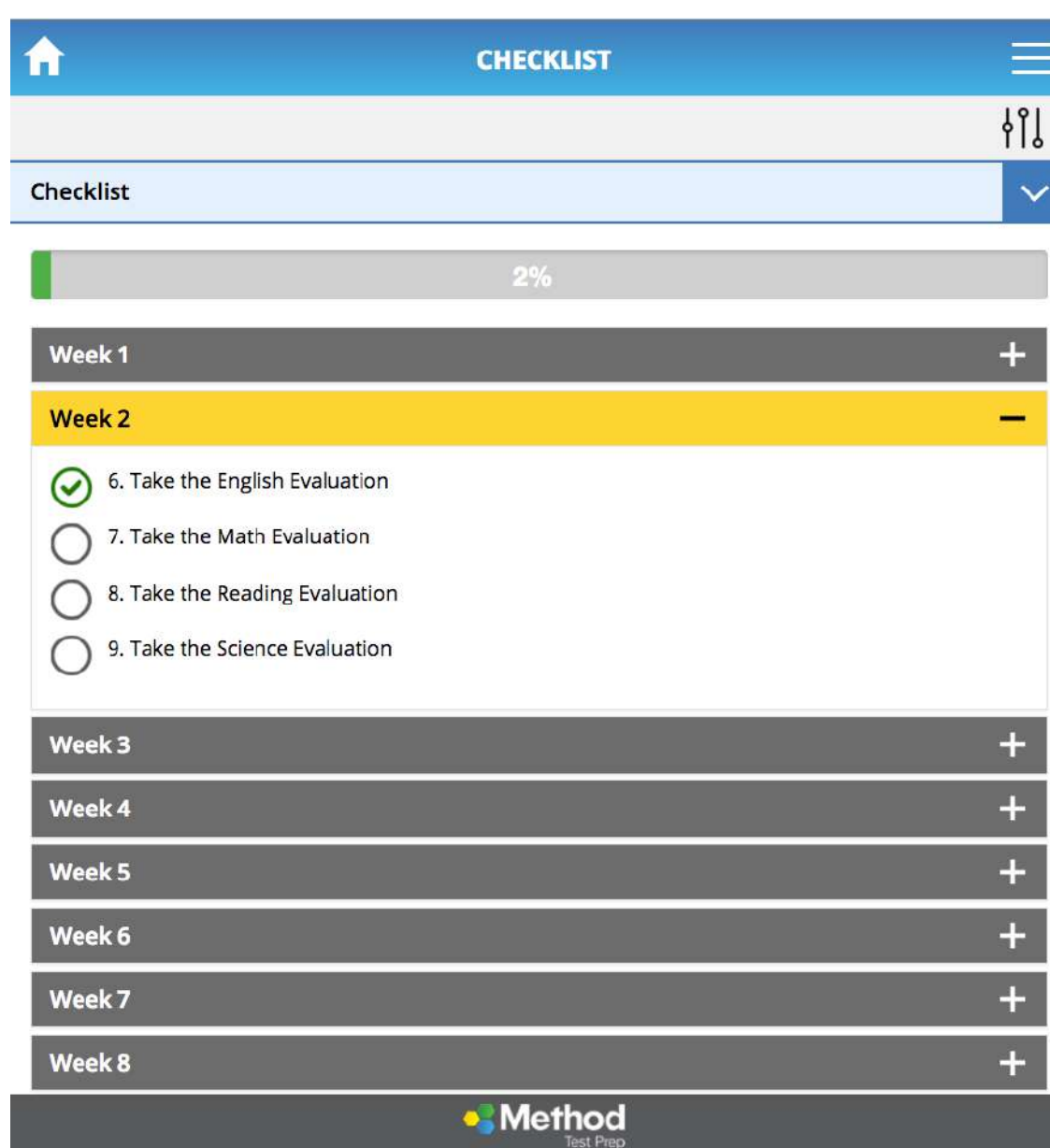
Two of the most important features here are the **Evaluation Tests**, and the **Full-Length Exams**. No matter how much time you have before the test, you should do the evaluations as soon as you start using the program. Then, a week or two before the ACT or SAT, take at least one of the full-length tests. Those tests are timed, and they will give you an effective simulation of the real thing, which will increase your comfort level on test day.



SMART IDEA ALERT! After you take a full-length test, go back into the lessons in the Method Test Prep program to review any concepts that gave you trouble. It will help you to maximize your score.

Checklist Tasks: Lessons & Quizzes

The heart of the Method Test Prep program is the dozens of detailed lessons that break standardized tests into understandable **concepts**. Each lesson provides a mix of strategic (how to recognize what the test wants, and how to answer the question most efficiently) and academic content. The program isn't designed to take the place of your teacher, but by using it you can learn what you need to know to succeed on the ACT and SAT. In the mobile version, simply click on the "Week" bars to expand them and see the various lessons.



Each lesson is followed by a **mastery quiz** that will give you a chance to answer every variety of question you will find on the test for each concept. Every quiz question includes two features that will be very helpful to you: a clock, and a detailed explanation.



Checklist Tasks: Lessons & Quizzes

The clock will count upwards from zero, and it is there to give you a sense of time. There is no guessing penalty on the ACT or SAT, but that doesn't mean you should spend 5 minutes puzzling over an answer. You will probably find that 1 minute is about the most time you'll want to spend on a question.

Every question also features a detailed explanation of how to get the right answer. These explanations may include videos to show you how you can mark up your test booklet to help solve the question. You should review these explanations carefully.


< Options	RESET
Current Course	▼
ACT2016-17	
SAT	
OLD ACT	
Date Filter	▼
All Time Data	
This School Year (July 15 - Present)	
Checklist Options	▼
All checklist items	
Unfinished Checklist Items	

If you click on the icon at right that looks like three vertical sliders, you can get to the **options** for the checklist. This will enable you to switch from ACT to SAT, and to select other settings.




Checklist Tasks: Lessons & Quizzes


An alternative, and faster, way of accessing the lessons grouped by subject is to select “Lessons/Quizzes” from the home screen or from the blue bar at the bottom of the screen. This will let you find all the lessons and quizzes for a particular category of question, such as “Math”.




LESSONS / QUIZZES




View a lesson or take a quiz




Choose a subject :




English
View Lessons and Take Quizzes about English



Math
View Lessons and Take Quizzes about Math




Reading
View Lessons and Take Quizzes about Reading



Science
View Lessons and Take Quizzes about Science

Choose an option :



Assigned Quiz
Quizzes assigned to you


Go to Checklist


Lessons & Quizzes




Vocabulary Builder





Checklist Tasks: Lessons & Quizzes

This will take you to a page that allows you to choose any lesson and/or quiz. You will also be able to see your scores on each of the quizzes here.

 LESSONS / QUIZZES : MATH 

Lesson / Quizzes: Math

Proportions
Proportions - ACT

0/0
Cumulative Score

READ LESSON

START QUIZ

Ratios
Ratios

0/0
Cumulative Score

READ LESSON

START QUIZ

Geometry
Geometry - ACT

0/0
Cumulative Score

READ LESSON

START QUIZ

Percents
Percents - ACT


0/0
Cumulative Score


READ LESSON


START QUIZ


Right Triangles
Right Triangles - ACT

0/0

 Go to Checklist

 Lessons & Quizzes

 Vocabulary Builder

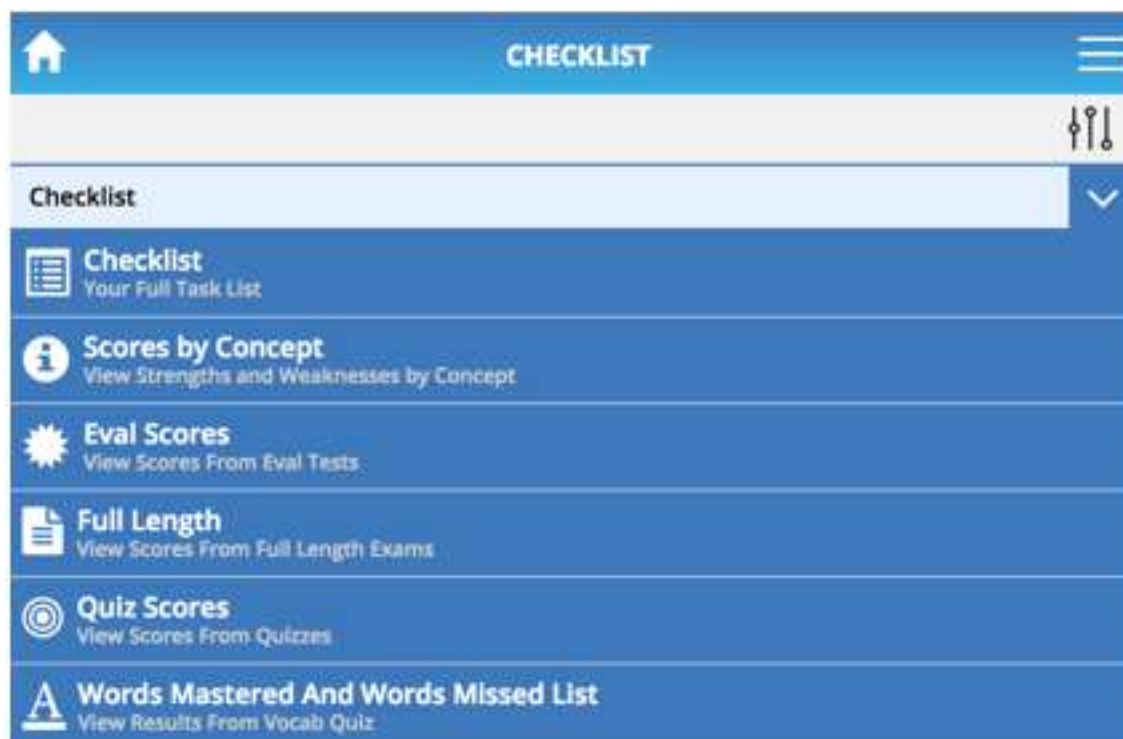




Tracking Your Progress

The downward pointing arrow on the **Checklist** page gives you quick access to statistics and details that let you track your progress through the Method Test Prep program.

Working from top to bottom, you will find links to: your *Scores By Concept*, your *Evaluation Scores*, your *Full-Length Scores*, your *Quiz Scores* and your *Words Mastered* and *Words Missed* list. In the next few pages you will see each report and the detailed information that accompanies it. Check in with these reports regularly to see how much you are improving!

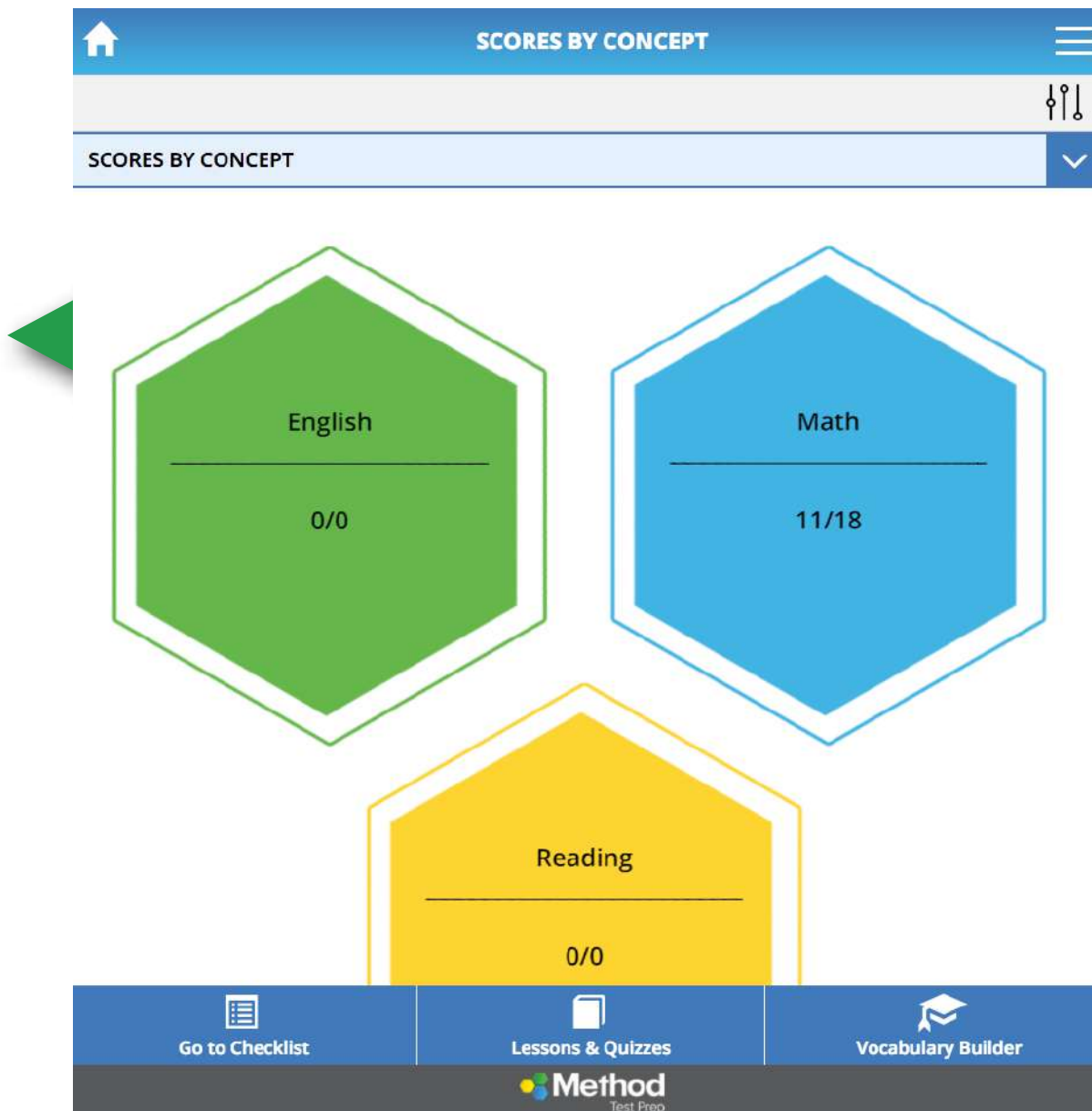


SMART IDEA ALERT! The program is designed to allow you to “teach yourself” what you need to know to prepare for standardized tests. But if you find any concepts that are just too hard to understand, feel free to show these reports to a teacher or tutor at your school. Together you can review the concept and work through it until it makes sense.



Scores By Concept

As you work through the Method Test Prep program you can check your results in the different sections of the test for which you are preparing by using the *Scores By Concept* screen.

















Simply click the name of a subject to get a detailed report (see next page) that shows how many questions you have answered for each concept, how many you got right, and the overall percentage correct.




Scores By Concept

This screen (and several others in the program) also compare your results to the **Method Test Prep Norm (MTP Norm)**. The MTP Norm is computed nightly and is based on every user of our program--it will give you a good sense of how you compare to the "typical" student.

Legend	
	>10% below MTP Norm
	0 to 10% below MTP Norm
	.001 to 10% above MTP Norm
	>10% above MTP Norm
	No Score Available

SCORES BY SUBJECT		
 		
< BACK TO PREVIOUS VIEW LEGEND		
Concept : Absolute Value		
 Strength	Percentage	60.25 % MTP Norm
Concept : Algebra		
 Strength	Percentage	50.40 % MTP Norm
Concept : Average (Mean)		
 Strength	25.00 % Percentage	54.21 % MTP Norm
Concept : Be Careful With Fractions And Negatives		
 Strength	Percentage	49.41 % MTP Norm
Concept : Circle Geometry		
 Strength	Percentage	63.21 % MTP Norm
Concept : Combinations		
 Strength	Percentage	15.58 % MTP Norm
Go to Checklist Lessons & Quizzes Vocabulary Builder		
		



Use this report to see your quiz results for every concept. You can also see how your results compare to the Method Test Prep Norm




SMART IDEA ALERT! Don't obsess to get a perfect score right away--after all, hardly anyone will get a perfect score on the actual test. But do use the MTP Norm to gauge your results against a meaningful comparison group.





Evaluation Scores


One of the first things you should do when you begin using the Method Test Prep program is to take the evaluation quizzes. These can be found in Week 2 of the ACT and SAT checklists, or you can access them from the checklist tab. These evaluations will show you examples of all of the types of questions you could face on the test, and will also give you a score indexed like the test for which you are preparing.

Once you've taken the evaluation quizzes you can always come back here to see your score. It would be a good idea to do this after you get your scores on any full-length practice tests you do to see how much you have improved.



EVALUATION SCORES



EVALUATION SCORES

Evaluation Tests for ACT2016-17

English :

Score :
Date Taken :

15
6/15
Nov 18, 2016

Math :

Score :
Date Taken :

[Begin Test](#)

Reading :


Score :
Date Taken :

[Begin Test](#)

Science :

Score :
Date Taken :

[Begin Test](#)









Full-Length Scores

The Method Test Prep program contains two full-length, timed ACT tests and two full-length, timed SAT tests for you to practice with. As noted previously, you should definitely plan to take at least one of them before you take the real test for the first time. You might want to save the other of the tests for later, to “tune up” for your second real-life test.

Clicking on *Full Length* will give you access to the full-length practice tests and also show you your scores once you’ve taken them.

 **FULL LENGTH** 



FULL LENGTH 

Full-Length ACT #1

Section 1 (45 minutes)

Begin Section

Section 1 (60 minutes)

Begin Section

Section 1 (35 minutes)

Begin Section


Section 1 (35 minutes)


Begin Section


Full-Length ACT #2


Section 1 (45 minutes)

Begin Section

 Go to Checklist

 Lessons & Quizzes



 Vocabulary Builder







Quiz Scores

Clicking on *Quiz Scores* will give you results on each of the mastery quizzes you've done. You can see your cumulative score by subject, and your most recent score on this report.

**QUIZ SCORES**



Quiz Scores


Subject :	English
Last Date Taken :	—
Last Score :	0/0
Cumulative Scores :	0/0


Subject :	Math
Last Date Taken :	Oct 17, 2016
Last Score :	1/5
Cumulative Scores :	1/5


View Details


Subject :	Reading
Last Date Taken :	—
Last Score :	0/0
Cumulative Scores :	0/0

Subject :	Science
Last Date Taken :	—
Last Score :	0/0
Cumulative Scores :	0/0

Go to Checklist

Lessons & Quizzes





Vocabulary Builder





Quiz Scores

Click on any of the subject names to get a more detailed report. As you can see, in addition to your actual score on the quizzes you will also see a comparison to the Method Test Prep Norm so you'll be able to see how you are doing compared to a "typical" student.

QUIZ SCORES		
Strength	Percentage	MTP Norm
Quiz Name : ACT Math Warm Up - ACT		
Strength	0.00% Percentage	67.32% MTP Norm
Quiz Name : Combinations and Probability - ACT		
Strength	0.00% Percentage	44.74% MTP Norm
Quiz Name : Writing Out Math Equations - ACT		
Strength	0.00% Percentage	56.84% MTP Norm
Quiz Name : Mean/Median/Mode - ACT		
Strength	20.00% Percentage	56.90% MTP Norm
Quiz Name : Functions - ACT		
Strength	0.00% Percentage	51.27% MTP Norm
Quiz Name : Quadratics - ACT		
Strength	0.00%	43.83%
 Go to Checklist	 Lessons & Quizzes	 Vocabulary Builder
		



Vocabulary Builder

Method Test Prep's *Vocabulary Builder* program is based on a dictionary of hundreds of words likely to appear on the ACT and SAT. The *Vocabulary Builder* provides you with a basic definition of each word and the word's pronunciation, and uses it in a sentence.

Click on "Vocabulary Builder" and you can choose to take a quiz. The program will randomly give you a word to define. To "master" a word, you have to get it right twice, which might require you to use the program for a half hour or more. During that time you will be exposed to *lots* of words.

The screenshot shows the 'VOCABULARY BUILDER' interface. At the top is a blue header with a home icon, the title 'VOCABULARY BUILDER', and a menu icon. Below the header is a grey bar with the text 'Build your vocabulary' and 'Choose one of the following options'. The main area contains three options, each with an icon and a description:

- Vocabulary Quiz** (green question mark icon): Take the vocabulary Quiz
- Vocabulary List** (blue list icon): Study the full list of vocabulary
- View Words Mastered / Missed List** (green 'A' icon): View the words you've mastered or missed

At the bottom is a dark blue navigation bar with three buttons: 'Go to Checklist' (with a checklist icon), 'Lessons & Quizzes' (with a document icon), and 'Vocabulary Builder' (with a graduation cap icon). Below this bar is a dark grey footer with the 'Method Test Prep' logo.

At any time you can choose to view the list of the words you've missed and the list of the words you've mastered. There is a definite correlation between vocabulary and test scores, so this program will be very helpful!