

Name: _____ Date: _____

LEVEL 9 | Fluency
Sight Words 4

Circle the correct word to complete each sentence. Write the word in the blank.

The jet <u>goes</u> fast!	goes does
_____ cat is his?	Why Which
They went on a _____.	write walk
Nine is _____ ten.	because before
The cake is _____ good.	very why
I am _____ in line.	first friend
The fish is _____.	other orange
He will _____ milk.	buy been
Dad _____, "Stop!"	says always
_____ the dog have spots?	Goes Does



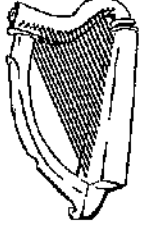

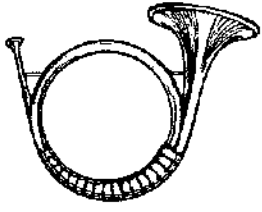



★ Have an adult or classmate read these words to you and practice spelling them on your own.

Name: _____ Date: _____

LEVEL 9 | Phonics
R-Controlled Vowels



Circle the vowel-r that completes each word to match the picture.
Write the letters in the blank.

 b _ _ n ar er or	 b _ _ d or ir ar
 h _ _ p er ir ar	 f _ _ k er or ur
 h _ _ n or ir er	 s _ _ f ur ar or
 c _ _ n er or ar	 c _ _ d ur ar or



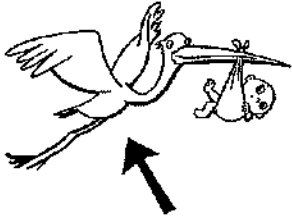





★ Have an adult or classmate read these words to you and practice spelling them on your own.

Name: _____ Date: _____

LEVEL 9 | Phonics
R-Controlled Vowels



Circle the vowel-r that completes each word to match the picture.
Write the letters in the blank.

 sh____k er ar ir	 sh____t ir or ar
 st____k ar er or	 th____n er ur or
 sc____f or ar ur	 st____ ar or er
 st____m or er ar	 t____ch ir ar or

★ Have an adult or classmate read these words to you and practice spelling them on your own.

Name: _____ Date: _____

LEVEL 9 | Phonics
R-Controlled Vowels



Circle the vowel-r that completes the word. Write the letters in the blank.

1 We will see pigs, sheep and goats at the f <u>ar</u> m.	ar or
2 I hope to be f _____ st in line for the show.	ar ir
3 Did you send him a c _____ d in the mail?	ur ar
4 There is a th _____ n on the stem of the rose.	or er
4.5 She had a blue sk _____ t and a green top.	ar ir
5 Ben plays the h _____ n in the jazz band.	er or
7 Dad drives a big, red c _____.	ar or
8.4 She had a soft, blue sc _____ f on her neck.	er ar

★ Read these sentences to an adult or classmate.

Name: _____ Date: _____

LEVEL 9 | Phonics
R-Controlled Vowels











Circle the vowel-r that completes the word. Write the letters in the blank.

1 I had to wait my t_____n on the slide.	ar ur
2 We must plug in the c_____d.	ur or
3 She will m_____ch with the band.	ar er
4 We can plant the green f_____n in the pot.	er ar
5 It was fun to s_____f on that big wave.	ur ar
6 The f_____t was made of stone.	er or
7 Help me st_____ the pot on the stove.	ir ar
8 Kate is h_____ best pal.	ar er

★ Read these sentences to an adult or classmate.

Name: _____ Date: _____

Circle the vowel combination that completes each word to match the picture.
Write the letters in the blank.


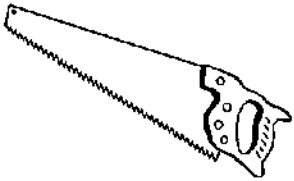




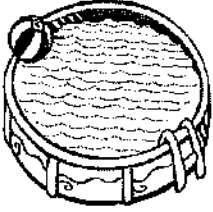

 br <u>ea</u> d ow oo <u>ea</u>	 sn _____ ie ow aw
 st _____ ew ie ow	 th _____ f ie oo au
 b _____ k ea oo oi	 m _____ th ie au ou
 cr _____ n oo ow ea	 m _____ n oo ea ou

★ Have an adult or classmate read these words to you and practice spelling them on your own.

Name: _____ Date: _____



Circle the vowel combination that completes each word to match the picture.
Write the letters in the blank.

 cl <u>ow</u> n ow ea ie	 s_____ oy ie aw
 c____n ea ou oi	 t____s oy ow aw
 f____t oi oo au	 cl____d ea ou oi
 p____l oo ea oa	 br____m oi ea oo

★ Have an adult or classmate read these words to you and practice spelling them on your own.

Name: _____ Date: _____

Circle the vowel combination that completes each word. Write the letters in the blank.

1 I like jam on my br <u>ea</u> d.	ea oo
2 The cr_____ sat in the big nest.	ow oy
3 My dad got me a n_____ bike.	ie ew
4 We will c_____k the hot dog on the grill.	oo ea
5 The kids were l_____d at the game.	ea ou
6 We will get milk from the c_____.	oy ow
7 The pot will b_____l on the stove.	oi ea
8 Jack is the next b_____ in line.	ie oy

★ Read the sentences to an adult or classmate.

Name: _____ Date: _____

Cut out the sentences at the bottom of the page. Glue them in order to make a story.
Be sure to correct each sentence to include capital letters and ending punctuation.

Answer the questions using complete sentences. Be sure to use a capital letter
at the beginning of the sentence and for names.

1 Who did Max meet?

2 Where did Max meet his pal?

3 Why did Max and Val swim?

★ Retell the story in your own words to an adult or classmate.



at the pond, max met his pal val

max and val swam in the pond and had fun

it was a hot day and max went down the path to the pond

Name: _____ Date: _____



Cut out the sentences at the bottom of the page. Glue them in order to make a story.
Be sure to correct each sentence to include capital letters and ending punctuation.

Answer the questions using complete sentences. Be sure to use a capital letter
at the beginning of the sentence and for names.

1 Who did Rich jog with?

2 How did they run?

3 Why did they rest on a rock?

★ Retell the story in your own words to an adult or classmate.



rich went on a jog with his dog spot

at the end, they had a rest on a rock

on the jog, they ran fast and got hot

Name: _____ Date: _____



Cut out the sentences at the bottom of the page. Glue them in order to make a story.
Be sure to correct each sentence to include capital letters and ending punctuation.

Answer the questions using complete sentences. Be sure to use a capital letter
at the beginning of the sentence and for names.

1 Where did Rex run?

2 Why was Rex in the tub?

3 What did Dad do to Rex?

★ Retell the story in your own words to an adult or classmate.



dad did scrub and got the mud off of rex

rex the dog ran in the mud

then, dad got rex in the tub

Long Vowel e in Context

Read each sentence and the words below it. Write the two words that will complete the sentence.

1. What will _____ at the park?

Lee bean see

2. Whom will he _____ on the _____?

street meet wheat

3. A man drives by in a _____.

jeep sweep neat

4. A _____ buzzes in a _____.

peace bee tree

5. Birds in a nest _____ and _____.

beet cheep peep

6. Two girls _____ a picnic _____.

meal eat beak

7. Lee buys a _____.

weak treat sweet

8. Lee _____ his friend, _____.


sees Neal seal

9. They _____ to _____ the ducks.

need feed leap

10. Lee and Neal will _____ at the park next _____.

week seem meet




Review Long Vowels


Find the word in the box that names each picture. Write the word on the line.

beak	bee	bike	dune	flute	glue
hose	nail	nine	tape	toad	wheel

1.



2.



3.



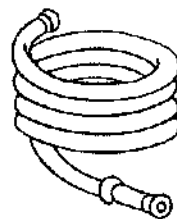
4.



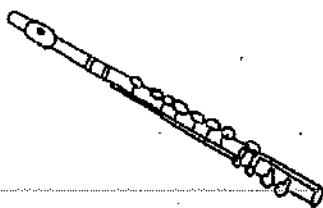
5.




6.



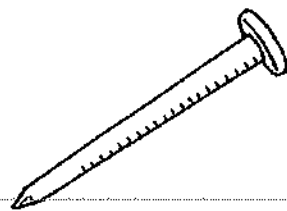
7.



8.



9.



10.



11.



12.



Quiz Yourself!

Circle the word that names each picture. Write the word on the line.

1.



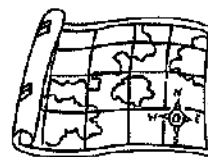
can
cane
came

2.



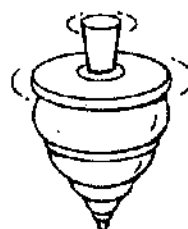
child
chick
chill

3.



mop
map
man

4.



tape
tap
top

5.



huge
hut
hue

6.



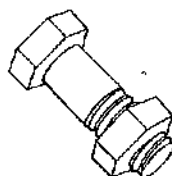
bell
bed
bean

7.




cot
coat
coal

8.




bolt
boat
belt

9.




bit
bake
bike

10.



name
nut
nail

11.



dog
deer
duck

12.



van
vet
vine

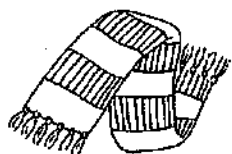
Quiz Yourself!, p. 2

Fill in the circle next to the word that completes each sentence. Write the word on the line.

- | | |
|--|--|
| <p>1. I wonder who owns that _____ puppy.
<input type="radio"/> cut <input type="radio"/> cube
<input type="radio"/> cute</p> <p>2. I wonder which _____ is best for me.
<input type="radio"/> pit <input type="radio"/> pet
<input type="radio"/> pat</p> <p>3. Ava's dog always wags his _____.
<input type="radio"/> toad <input type="radio"/> tag
<input type="radio"/> tail</p> <p>4. Would you trade your favorite book for a bag of _____?
<input type="radio"/> cold <input type="radio"/> most
<input type="radio"/> gold</p> <p>5. It's fun to _____ on the trail through the woods.
<input type="radio"/> hike <input type="radio"/> high
<input type="radio"/> hit</p> | <p>6. Leave now so that you don't _____ the party.
<input type="radio"/> mitt <input type="radio"/> miss
<input type="radio"/> mess</p> <p>7. Our football _____ won the big game.
<input type="radio"/> team <input type="radio"/> time
<input type="radio"/> tent</p> <p>8. Wear a _____ to keep your head warm.
<input type="radio"/> cup <input type="radio"/> cat
<input type="radio"/> cap</p> <p>9. Be sure to _____ the door when you leave.
<input type="radio"/> luck <input type="radio"/> lick
<input type="radio"/> lock</p> <p>10. I use a _____ to dig in the garden.
<input type="radio"/> hoe <input type="radio"/> hay
<input type="radio"/> high</p> |
|--|--|

Initial s Blends

A **consonant blend** is two or more consonants that are together. The sounds blend together. Each sound is heard. You can hear an **s** blend at the beginning of **scarf**, **skates**, **smoke**, and **squirrel**.



scarf



skates



smoke



squirrel

Find the word in the box that names each picture. Write the word on the line. Then circle the **s** blend in each word.

skunk	smile	snail	snake	spill	smoke
squash	squeeze	star	stove	swim	spot

1.



2.



3.



4.



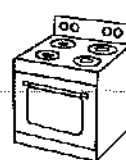
5.



6.



7.



8.



9.



10.



11.



12.




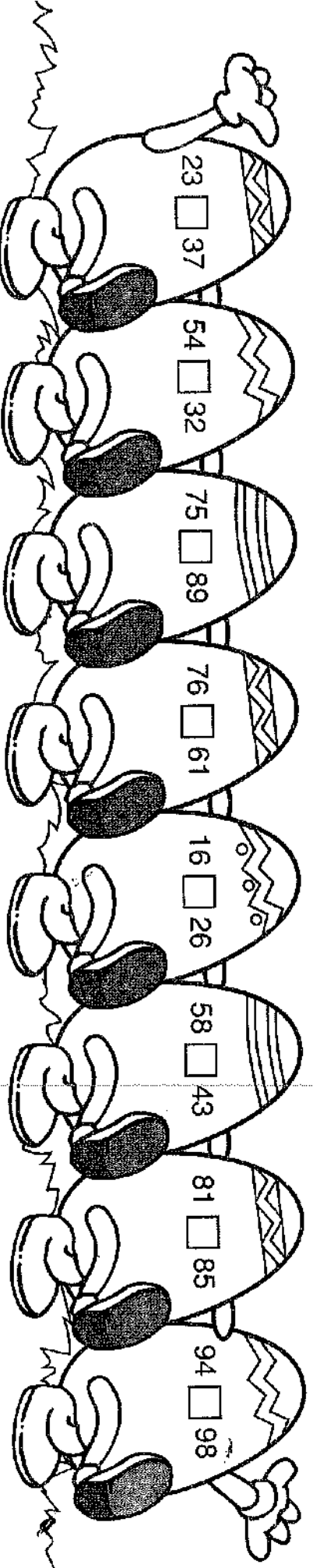
Name _____

Greater than/less than

An Egg Parade

Look at the numbers in each egg.

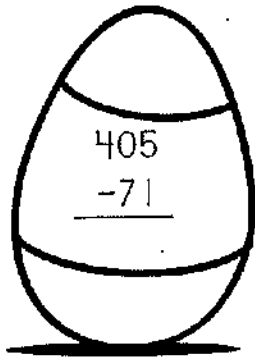
Write $<$ or $>$ in the box to make the sentence true.

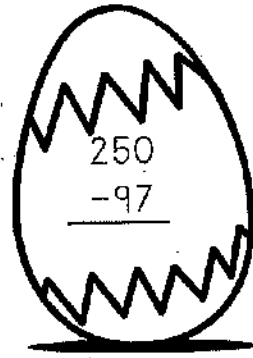


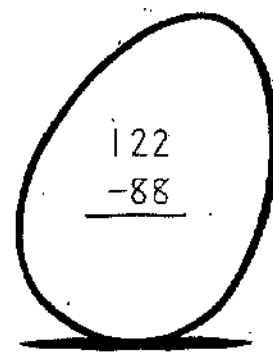
Bonus Box: The Easter Bunny has left you a magic egg. On the back of this sheet, write a story telling what your magic egg can do.

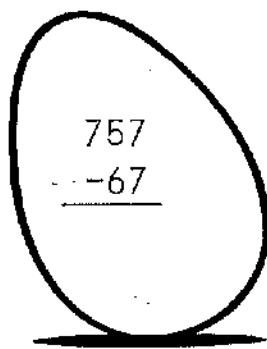
Name: _____

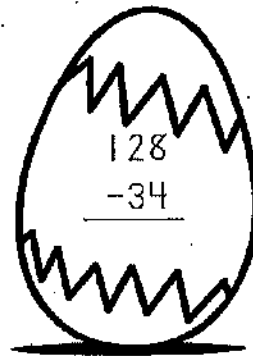
Solve the equations. Then, color the eggs (make sure your answers can still be read).

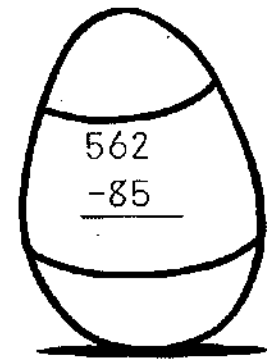

$$\begin{array}{r} 405 \\ -71 \\ \hline \end{array}$$



$$\begin{array}{r} 250 \\ -97 \\ \hline \end{array}$$

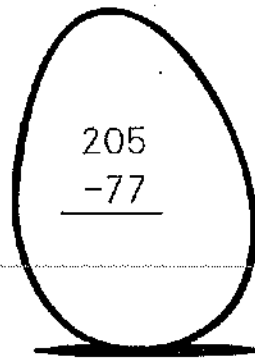

$$\begin{array}{r} 122 \\ -88 \\ \hline \end{array}$$

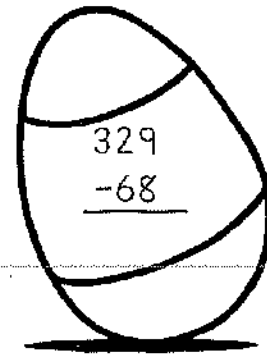

$$\begin{array}{r} 757 \\ -67 \\ \hline \end{array}$$

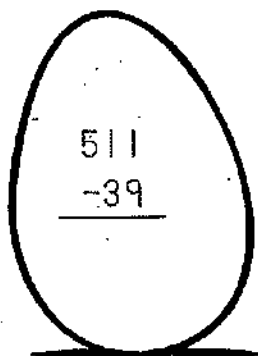

$$\begin{array}{r} 128 \\ -34 \\ \hline \end{array}$$

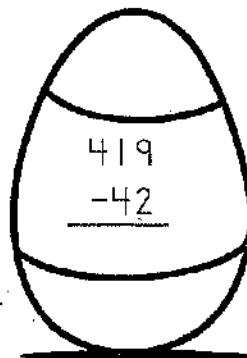

$$\begin{array}{r} 562 \\ -85 \\ \hline \end{array}$$

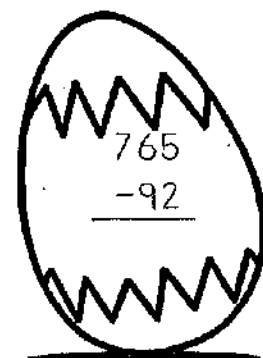

$$\begin{array}{r} 222 \\ -38 \\ \hline \end{array}$$


$$\begin{array}{r} 205 \\ -77 \\ \hline \end{array}$$


$$\begin{array}{r} 329 \\ -68 \\ \hline \end{array}$$


$$\begin{array}{r} 511 \\ -39 \\ \hline \end{array}$$


$$\begin{array}{r} 419 \\ -42 \\ \hline \end{array}$$


$$\begin{array}{r} 765 \\ -92 \\ \hline \end{array}$$

Easter Eggs in a Basket - Sums to 1998 (A)

Instructions: Each addition question represents an Easter egg. Only Easter eggs with sums greater than 994 may be put into the basket.



$$\begin{array}{r} 110 \\ + 433 \\ \hline \end{array}$$



$$\begin{array}{r} 923 \\ + 641 \\ \hline \end{array}$$



$$\begin{array}{r} 612 \\ + 592 \\ \hline \end{array}$$



$$\begin{array}{r} 670 \\ + 170 \\ \hline \end{array}$$



$$\begin{array}{r} 812 \\ + 609 \\ \hline \end{array}$$




$$\begin{array}{r} 220 \\ + 221 \\ \hline \end{array}$$



$$\begin{array}{r} 751 \\ + 876 \\ \hline \end{array}$$



$$\begin{array}{r} 577 \\ + 421 \\ \hline \end{array}$$



$$\begin{array}{r} 959 \\ + 493 \\ \hline \end{array}$$



$$\begin{array}{r} 385 \\ + 964 \\ \hline \end{array}$$



$$\begin{array}{r} 466 \\ + 291 \\ \hline \end{array}$$



$$\begin{array}{r} 723 \\ + 977 \\ \hline \end{array}$$




$$\begin{array}{r} 617 \\ + 335 \\ \hline \end{array}$$



$$\begin{array}{r} 146 \\ + 618 \\ \hline \end{array}$$



$$\begin{array}{r} 593 \\ + 251 \\ \hline \end{array}$$



$$\begin{array}{r} 996 \\ + 133 \\ \hline \end{array}$$



$$\begin{array}{r} 921 \\ + 428 \\ \hline \end{array}$$



$$\begin{array}{r} 999 \\ + 779 \\ \hline \end{array}$$



$$\begin{array}{r} 407 \\ + 410 \\ \hline \end{array}$$



$$\begin{array}{r} 406 \\ + 665 \\ \hline \end{array}$$



How many
Easter eggs go
in the basket?

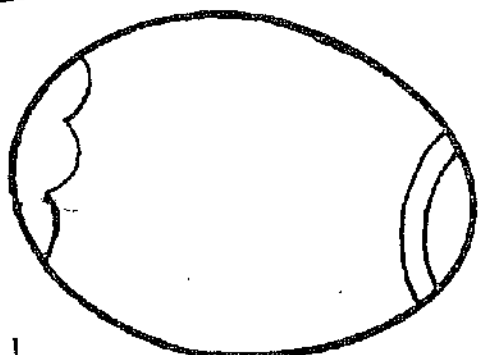
Answer:

Name: _____


$$\begin{array}{r} 10 \\ \times 9 \\ \hline \end{array}$$

$$\begin{array}{r} 11 \\ \times 0 \\ \hline \end{array}$$

$$\begin{array}{r} 9 \\ \times 9 \\ \hline \end{array}$$



$$\begin{array}{r} 4 \\ \times 2 \\ \hline \end{array}$$



$$\begin{array}{r} 4 \\ \times 4 \\ \hline \end{array}$$

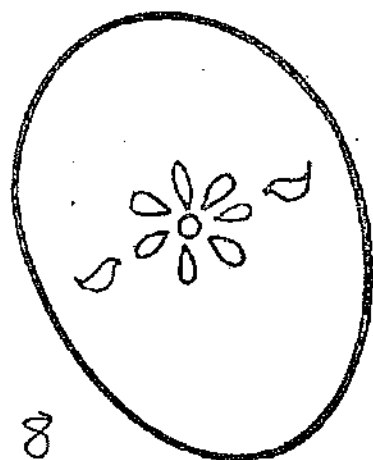
$$\begin{array}{r} 5 \\ \times 3 \\ \hline \end{array}$$

$$\begin{array}{r} 11 \\ \times 5 \\ \hline \end{array}$$

$$\begin{array}{r} 4 \\ \times 7 \\ \hline \end{array}$$

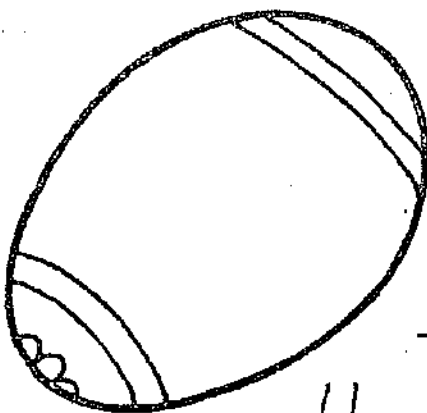
$$\begin{array}{r} 10 \\ \times 5 \\ \hline \end{array}$$

$$\begin{array}{r} 7 \\ \times 2 \\ \hline \end{array}$$



$$\begin{array}{r} 6 \\ \times 3 \\ \hline \end{array}$$

$$\begin{array}{r} 11 \\ \times 2 \\ \hline \end{array}$$



$$\begin{array}{r} 9 \\ \times 4 \\ \hline \end{array}$$


$$\begin{array}{r} 9 \\ \times 5 \\ \hline \end{array}$$

$$\begin{array}{r} 6 \\ \times 2 \\ \hline \end{array}$$

$$\begin{array}{r} 10 \\ \times 4 \\ \hline \end{array}$$

$$\begin{array}{r} 8 \\ \times 6 \\ \hline \end{array}$$

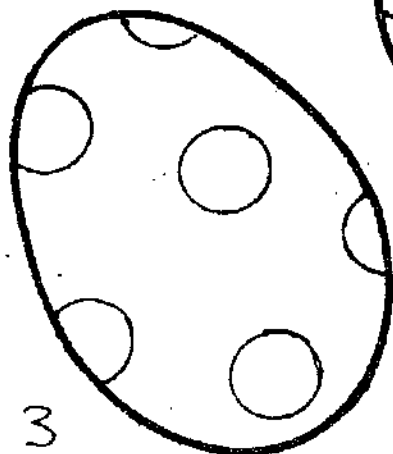
$$\begin{array}{r} 12 \\ \times 0 \\ \hline \end{array}$$



$$\begin{array}{r} 9 \\ \times 8 \\ \hline \end{array}$$

$$\begin{array}{r} 11 \\ \times 6 \\ \hline \end{array}$$


$$\begin{array}{r} 12 \\ \times 2 \\ \hline \end{array}$$



$$\begin{array}{r} 3 \\ \times 2 \\ \hline \end{array}$$

$$\begin{array}{r} 6 \\ \times 1 \\ \hline \end{array}$$

$$\begin{array}{r} 8 \\ \times 1 \\ \hline \end{array}$$



$$\begin{array}{r} 7 \\ \times 3 \\ \hline \end{array}$$


$$\begin{array}{r} 22 \\ \times 2 \\ \hline \end{array}$$

$$\begin{array}{r} 8 \\ \times 4 \\ \hline \end{array}$$

Name _____

Open

Easter Basket Surprise



1. $63 \div 9 =$ _____

6. $99 \div 9 =$ _____

2. $45 \div 9 =$ _____

7. $72 \div 9 =$ _____

3. $81 \div 9 =$ _____

8. $9 \div 9 =$ _____

4. $108 \div 9 =$ _____

9. $54 \div 9 =$ _____


5. $36 \div 9 =$ _____

10. $27 \div 9 =$ _____

Use your multiplication chart!

Name: _____

Multiplication Table



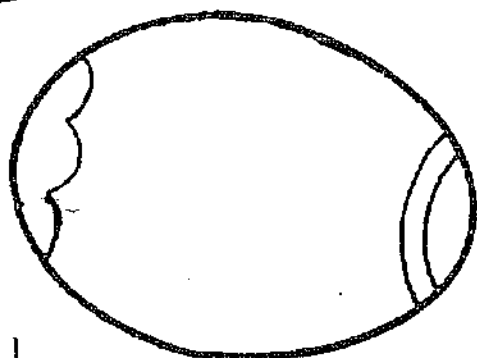
	0	1	2	3	4	5	6	7	8	9	10	11	12
0	0	0	0	0	0	0	0	0	0	0	0	0	0
1	0	1	2	3	4	5	6	7	8	9	10	11	12
2	0	2	4	6	8	10	12	14	16	18	20	22	24
3	0	3	6	9	12	15	18	21	24	27	30	33	36
4	0	4	8	12	16	20	24	28	32	36	40	44	48
5	0	5	10	15	20	25	30	35	40	45	50	55	60
6	0	6	12	18	24	30	36	42	48	54	60	66	72
7	0	7	14	21	28	35	42	49	56	63	70	77	84
8	0	8	16	24	32	40	48	56	64	72	80	88	96
9	0	9	18	27	36	45	54	63	72	81	90	99	108
10	0	10	20	30	40	50	60	70	80	90	100	110	120
11	0	11	22	33	44	55	66	77	88	99	110	121	132
12	0	12	24	36	48	60	72	84	96	108	120	132	144

Name: _____


$$\begin{array}{r} 10 \\ \times 9 \\ \hline \end{array}$$

$$\begin{array}{r} 11 \\ \times 0 \\ \hline \end{array}$$

$$\begin{array}{r} 9 \\ \times 9 \\ \hline \end{array}$$



$$\begin{array}{r} 4 \\ \times 2 \\ \hline \end{array}$$




$$\begin{array}{r} 4 \\ \times 4 \\ \hline \end{array}$$

$$\begin{array}{r} 5 \\ \times 3 \\ \hline \end{array}$$

$$\begin{array}{r} 11 \\ \times 5 \\ \hline \end{array}$$

$$\begin{array}{r} 4 \\ \times 7 \\ \hline \end{array}$$

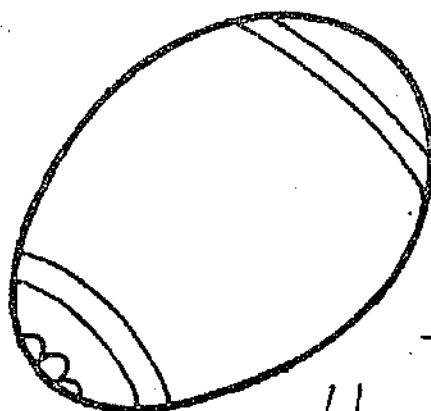


$$\begin{array}{r} 6 \\ \times 3 \\ \hline \end{array}$$

$$\begin{array}{r} 11 \\ \times 2 \\ \hline \end{array}$$

$$\begin{array}{r} 10 \\ \times 5 \\ \hline \end{array}$$

$$\begin{array}{r} 7 \\ \times 2 \\ \hline \end{array}$$




$$\begin{array}{r} 9 \\ \times 4 \\ \hline \end{array}$$

$$\begin{array}{r} 6 \\ \times 2 \\ \hline \end{array}$$

$$\begin{array}{r} 10 \\ \times 4 \\ \hline \end{array}$$

$$\begin{array}{r} 8 \\ \times 6 \\ \hline \end{array}$$

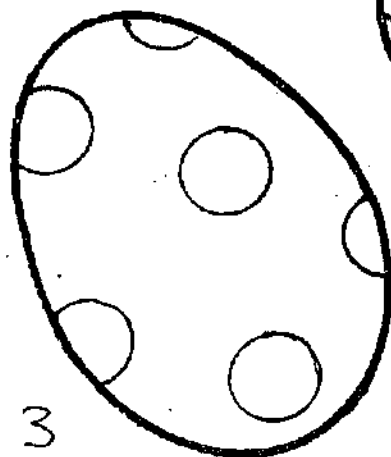
$$\begin{array}{r} 12 \\ \times 0 \\ \hline \end{array}$$



$$\begin{array}{r} 9 \\ \times 8 \\ \hline \end{array}$$

$$\begin{array}{r} 11 \\ \times 6 \\ \hline \end{array}$$

$$\begin{array}{r} 12 \\ \times 2 \\ \hline \end{array}$$



$$\begin{array}{r} 3 \\ \times 2 \\ \hline \end{array}$$

$$\begin{array}{r} 6 \\ \times 1 \\ \hline \end{array}$$

$$\begin{array}{r} 7 \\ \times 7 \\ \hline \end{array}$$

$$\begin{array}{r} 8 \\ \times 1 \\ \hline \end{array}$$



$$\begin{array}{r} 7 \\ \times 3 \\ \hline \end{array}$$

$$\begin{array}{r} 2 \\ \times 2 \\ \hline \end{array}$$

$$\begin{array}{r} 8 \\ \times 4 \\ \hline \end{array}$$