

\*\*\*\*\* **May** projects are highlighted

**Fine Art Standards Website- NEW STANDARDS 2024**

[Ohio's Learning Standards for Fine Arts: Visual Arts](#)

## Kindergarten

### May

**Project 1:**Project 4: Spring Landscape- Ernst needs to complete

**Materials:** Cotton swab, paint, water, paper,

**Vocab:** Form

**Standards:** K.2CO Consider and discuss why people create and enjoy works of art. K.3CO Share personal responses to works of art and acknowledge the opinions of others.



**Project 2:** Pablo Picasso Guitars

**Materials:** Colored paper, oil pastels, yarn, glue, scissors, cardboard cut out of guitar.

**Vocab:** Pablo Picasso

**Standards:** .2CO Consider and discuss why people create and enjoy works of art. K.3CO Share personal responses to works of art and acknowledge the opinions of others.

[picmonkey-collage1.jpg \(3000×1004\) \(wordpress.com\)](#)



**Project 3:** Alma Woodsey Thomas

**Materials:** Paper, scissors, glue

**Vocab:** Alma Woodsey Thomas

**Standards:** K.2RE Describe processes used to make art. K.3RE Observe and describe works of art



**Project 4:** Alma Woodsey Thomas continued

## April

**Project 1:** Spring Chick

**Materials:** Oil Pastels, white paper, tempera cakes, paint brushes, water cups



**Vocab:** Wax resist, shapes

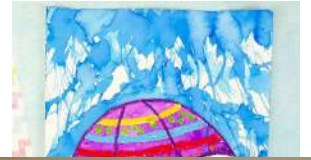
**Standards:** K.1PE Demonstrate willingness to try new processes. K.2PE Explore a variety of materials and tools to create works of art.

### Project 2: Umbrella with rain

**Materials:** Oil Pastels, watercolor, paint brushes

**Vocab:** Wax resist, watercolor techniques

**Standards:** K.2RE Describe processes used to make art. K.3RE Observe and describe works of art



### Project 3: 3D watering cans

**Materials:** Colored paper, paint, paint brushes,

**Vocab:** 3D, texture

**Standards:** K.2CR Engage in self-directed play with various materials. K.3CR Discover how the elements of art can be used in artmaking.

[Home - Artsy Momma](#)



### Project 4: Spring Landscape

**Materials:** Cotton swab, paint, water, paper,

**Vocab:** Form

**Standards:** K.2CO Consider and discuss why people create and enjoy works of art. K.3CO Share personal responses to works of art and acknowledge the opinions of others



## March:

### Project 1: Pablo Picasso Self Portraits- **Finished**

Materials: Crayons, glue, scissors, feature handouts, glue

Vocab: Self-portrait, Pablo Picasso

Standards: K.1CO Connect ideas, stories and personal experiences to works of art. K.2CO Consider and discuss why people create and enjoy works of art




### Project 2: Leprechaun drawing- **Finished**

Materials: Crayons, pencils

Vocab: Directed drawing, proportion

Standards: K.2RE Describe processes used to make art. K.3RE Observe and describe works of art



### Project 3: 3d rainbow pots- **Did not do**

Materials: Strips of paper, glue, construction paper, paint, paint brush



Vocab: ROYGBV, Form

Standards: K.2CR Engage in self-directed play with various materials.

### **Project 4: Rainbow bunny rabbits- Finished**

Materials: Marker, pencil, paint, construction paper

Book: It's not Easy being a bunny

Standards: .1PE Demonstrate willingness to try new processes.



1st

May

### **Project 1: Fish Tanks**

**Materials:** Paper, Sharpie, colored pencil, crayons

**Vocab:** Forms

**Standards:** 1.1CR Differentiate between personal ideas and the ideas of others when developing artmaking concepts. 1.2CR Explore materials to devise imagery and symbols.



### **Project 2: Fish tank continued**

### **Project 3: Alma Woodsey Thomas**

**Materials:** Paper, scissors, glue

**Vocab:** Alma Woodsey Thomas

**Standards:** K.2RE Describe processes used to make art. K.3RE Observe and describe works of art



### **Project 4: Last day of school- Chalk outside or finished last two projects.**

## **April**

### **Project 1: Color Wheel birds**

**Materials:** Paint, strips of paper, bird handouts

**Vocab:** Color wheel

**Standards:** 1.2CR Explore materials to devise imagery and symbols. 1.3CR Experiment with various elements of art to communicate meaning



[Easy Rainbow Bird Painting For Kids - Crafty Art Ideas](#)



## Project 2: Claude Monet Landscape

**Materials:** Oil pastels, watercolor

**Vocab:** Claude Monet

**Standards:** 1.1CO Use historical and cultural works of art to answer questions about daily life. 1.2CO Identify examples of art and artists in students' everyday lives.



## Project 3: Landscapes Continued

### March:

#### Project 1: Chinese Vases- **Finished**

**Materials:** Paint, white paper, handouts of vases, paintbrushes, scissors, glue

**Vocab:** Vases- Chinese Culture

**Standards:** 1.2CO Identify examples of art and artists in students' everyday lives. 1.2CR Explore materials to devise imagery and symbols.

[Chinese Vase Art Project | Deep Space Sparkle](#)



#### Project 2: Wax resist easter Egg- **Finished**

**Materials:** Crayons, egg template, watercolor, pencil, paintbrush

**Vocab:** Wax resist

**Standards:** 1.1PE Develop independence during artmaking. 1.2PE Engage with materials and tools to develop artmaking skills.

[Watercolor easter eggs | Deep Space Sparkle](#)



#### Project 3: Yarn Baskets

**Materials:** Yarn glue, plastic cups

**Vocab:** sculptures

**Standards:** 1.2CR Explore materials to devise imagery and symbols



Project 4: Yarn Baskets continued

[yarn baskets - Eighteen25](#)

## 2nd grade

### May

#### Project 1: Bug magnifying glass

**Materials:** Paper, watercolor, brushes, water cups, glue

**Vocab:** Mixed Media

**Standards:** 2.1PE Show perseverance in the creative process. 2.2PE Apply increasing skill in the appropriate use of materials and tools

#### Project 2: Chameleon drawings.

**Materials:** Paper, marker, colored pencils

**Vocab:** Read a book

**Standards:** 2.1CR Generate artmaking ideas from multiple sources. 2.2CR Combine materials to explore personal artistic ideas.

[Rainbow Chameleon – Arte a Scuola](#)

#### Project 3: Hot air ballon

**Materials:** Paper, glue scissors,

**Vocab:** Form, movement

**Standards:** 2.1CO Recognize and discuss the different ways in which art communicates ideas and serves many purposes. 2.2CO Analyze how art, exhibited inside and outside of schools, contributes to communities

#### Project 4: Catch up day

### April

#### Project 1: Pop- up robots

**Materials:** Paper, scissors, glue, pencils

**Vocab:** Sculpture

**Standards:** 2.1PE Show perseverance in the creative process. 2.2PE Apply increasing skill in the appropriate use of materials and tools.

[gallery — Pindar Van Arman's cloudpainter](#)  
[Art with Mr. Giannetto: 2nd Grade Robots](#)  
 [\(youngschoolart.blogspot.com\)](http://youngschoolart.blogspot.com)

#### Project 2: Pop-up robots continued



### Project 3: Field of Tulips

**Materials:** Paint, brushes, q tips

**Vocab:** Tulip fields, Landscapes

**Standards:** 1.1PE Show perseverance in the creative process. 2.2PE Apply increasing skill in the appropriate use of materials and tools.



[Field of Tulips Q-tip Painting - Projects with Kids](#)

### Project 4: Tulips continued

#### March

#### **Project 1: Positive and Negative Animals- Finished**

**Material:** Paint, brushes, scissors, glue, paper (colored and black)

**Vocab:** Positive and negative

**Standards:** 2.2PE Apply increasing skill in the appropriate use of materials and tools. 2.3PE Produce works that intentionally incorporate the elements of art.



#### **Project 2: Textured bunny- Finished**

**Materials:** Black paper, chalk pastel or colored pencils have not been decided yet.

**Vocab:** Texture

**Standards:** .3CR Investigate ways to organize elements of art to express meaning. 2.1PE Show perseverance in the creative process.



#### **Project 3: Pop- up robots- Did not do**

**Materials:** Paper, scissors, glue, pencils

**Vocab:** Sculpture

**Standards:** 2.1PE Show perseverance in the creative process. 2.2PE Apply increasing skill in the appropriate use of materials and tools.

[Art with Mr. Giannetto: 2nd Grade Robots \(yongschoolart.blogspot.com\)](#)



### Project 4: georgia o keeffe flowers

3rd grade

May

Project 1: Iris Scott Dog

**Materials:** Paint, black paper, sharpie, pencils

**Vocab:** Iris Scott

**Standards:** 3.2CR Investigate artistic challenges using various materials and tools. 3.3CR Experiment with the elements of art to explore connections with the principles of design.



Project 2: If I built a car...

**Materials:** Colored pencils, crayons, book by Chris

**Vocab:** Chris Van Dussen

**Standards:** 3.1RE Compare and contrast personal interpretations of works of art with those of peers. 3.2RE Use feedback and self-assessment to improve the techniques utilized in personal artwork

[shine brite zamorano: 3rd grade art lesson](#)



Project 3: Cars Continued

Project 4: Catch up- Pass back day

April

Project 1- Doodle for google review

This is going to be the lesson Mr. Mead will observe. The students are going to present their doodle for google drawings. Then we will get started on their own still life drawing. They can choose what they would like to draw!

**Materials:** Paper and pencil with chromebooks

**Vocab:** Still lifes continued



**Standards:** 3.1PE Demonstrate flexible thinking in revising personal works of art. 3.2PE Demonstrate expressive and purposeful use of materials and tools.

Project 2- Still life drawing

### Project 3- Chameleons on the wall

**Materials:** Colored paper, scissors, glue

**Vocab:** Construction, Chameleons

**Standards:** 3.1CR Identify problems as sources in preparation for artmaking. 3.2CR Investigate artistic challenges using various materials and tools.

[Chameleons on the Wall!! \(3rd\) | Art with Mrs. Nguyen \(artwithmrsnguyen.com\)](http://artwithmrsnguyen.com)



Project 4- Project 3 continued

March:

### Project 1: Flower Vases

**Materials:** Watercolor, oil pastels, paint brushes, water cup, scissors, glue

**Vocab:** Form, Still-lifes (Paul Cezanne)

**Standards:** 3.1CO Understand that the context impacts the creation, interpretation and perception of an artwork. 3.2CO Explain the reasons and value of documenting and preserving works of art. [Elements of the Art Room: 3rd grade Spring Flowers](http://Elements of the Art Room: 3rd grade Spring Flowers)



Project 2: Vases continued

### Project 3: Easter Bunny zentangles

**Materials:** Black marker, Bunny template (printed on white paper), Watercolors, Paintbrush, Pencil and ruler

**Vocab:** Complex patterns

**Standards:** 3.1CR Identify problems as sources in preparation for artmaking. 3.2CR Investigate artistic challenges using various materials and tools.





[Funky Easter Bunnies | Wonderbar \(wonderbarart.com\)](http://wonderbarart.com)

## Project 4: Bunnies continued

4th grade

May

### Project 1: Pastel Peacocks

**Materials:** Oil pastels, media paper

**Vocab:** Pastel techniques, Shading

**Standards:** 4.2PE Select and vary materials, tools and processes to achieve innovative outcomes. 4.3PE Utilize innovative ways to apply the elements of art and principles of design.



### Project 2: Ton Schulten Cityscapes

**Materials:** tempera paint, brushes, egg cartons, 3 inch grid paper,

**Vocab:** Color review, tints continued

**Standards:** 4.1CO Explore artists and works of art that impact the history and culture of Ohio. 4.2CO Explore universal themes expressed across arts disciplines.

[Paintbrush Rocket: 3rd Grade - Ton Schulten Cityscapes](#)



### Project 3: Cityscapes continued

### Project 4: Outside Chalk

April

### Project 1: Felt Pencil pouches

**Materials:** Embroidery floss, needles, felt, scissors,

**Vocab:** Sewing, blanket stitch



**Standards:** 4.1CR Discover and solve problems of personal relevance and interest when developing artmaking ideas. 4.2CR Select materials and processes to solve artistic problems

## Project 2: Pastel Peacocks

**Materials:** Oil pastels, media paper

**Vocab:** Pastel techniques, Shading

**Standards:** 4.2PE Select and vary materials, tools and processes to achieve innovative outcomes. 4.3PE Utilize innovative ways to apply the elements of art and principles of design.



## Project 3: Pastels Continued

## Project 4: Ton Schulten Cityscapes

**Materials:** tempera paint, brushes, egg cartons, 3 inch grid paper,

**Vocab:** Color review, tints continued

**Standards:** 4.1CO Explore artists and works of art that impact the history and culture of Ohio. 4.2CO Explore universal themes expressed across arts disciplines.

[Paintbrush Rocket: 3rd Grade - Ton Schulten Cityscapes](#)

## March:

## Project 1: Snowy Silhouette landscape- **finished**

**Materials:** Paint, paint palettes, brushes, water cups, white paper

**Vocab:** Silhouette, value

**Standards:** 4.2CO Explore universal themes expressed across arts disciplines. 4.3CO Demonstrate empathetic reactions in response to works of art.

<https://www.weareteachers.com/fourth-grade-art-projects/?epik=dj0yJnU9MEFPYXJYZ3FHeG9YamoxRkdxaHpNZjhNaWZleFNmQmcD0wJm49aEt5MGNXaFBWTUVkN2ZkU0o0TElQQSZ0PUFBQUFBR1c0N2hj>



## Project 2: Cassie Stephens pizza pillows (**CHANGED TO FELT PENCIL POUCHES**)

**Materials:** Embroidery floss, needles, felt, scissors

**Vocab:** Sewing

**Standards:** 4.1PE Engage and persist in artistic risk-taking.  
4.2PE Select and vary materials, tools and processes to achieve innovative outcomes.



## Project 3: Pizza pillows

## Project 4: Pizza pillows

5th grade

May

Project 1: Name Statues

**Materials:** Paper, markers, glue

**Vocab:** Balance

**Standards:** 5.1PE Incorporate constructive feedback throughout the artmaking process. 5.2PE Develop technical skills to strengthen artmaking.

[Fifth grade name sculptures – Mrs. Yang's Art Room \(wordpress.com\)](http://Mrs. Yang's Art Room (wordpress.com))



Project 2: Name statues continued

Project 3: Sneaker Design

**Materials:** Paper, colored pencils, pencils, markers if needed.

**Vocab:** Fashion Design

**Standards:** 5.1CR Experiment with various ideas to address contemporary issues. 5.2CR Investigate ideas and inform artmaking through available resources.



Project 4: Sneakers continued



April

### Project 1: **Four Views- Animal Art**

Materials: colored pencils. construction paper

Vocab: Emphasis, point of view

Standards: 5.2RE Develop personal criteria to assess work and set goals for growth. 5.3RE Evaluate the relationship between works of art and human experience.



### **Project 2:** Origami dragon eyes

**Materials:** Oil pastels, black construction paper

**Vocab:** Origami History

**Standards:** 5.2CR Investigate ideas and inform artmaking through available resources. 5.3CR Select and use the elements of art and principles of design to investigate interdisciplinary concepts.

[Elements of the Art Room: 5th grade Origami Dragon Eyes](#)



### Project 3: Name Statues

**Materials:** Paper, markers, glue

**Vocab:** Balance

**Standards:** 5.1PE Incorporate constructive feedback throughout the artmaking process. 5.2PE Develop technical skills to strengthen artmaking.

[Fifth grade name sculptures – Mrs. Yang's Art Room \(wordpress.com\)](#)



### Project 4: Statues

March

STUDENTS EARNED AN ART PARTY. Week 1 will be a donut party for students.

### **Project 1: Three Art Styles**



**Materials:** Pencil, Markers, colored pencils, paper, other different drawing tools.

**Vocab:** Abstract, Non-Objective, and Realism

**Standards:** 5.1RE Use established criteria to assess works of art individually and collaboratively. 5.3PE Communicate an interdisciplinary concept using the elements of art and principles of design.

## Project 2: Three Art Styles

### Project 3: Four Views- Animal Art

Materials: colored pencils. construction paper

Vocab: Emphasis, point of view

**Standards:** 5.2RE Develop personal criteria to assess work and set goals for growth. 5.3RE Evaluate the relationship between works of art and human experience.



6th grade

May:

This project is their big final project. My guess it will take them the rest of the school year.

### Project 1: Online digital project. Google drawing

Materials: Chromebooks

Vocab: Low poly

Standards: 6.1CR Reference multiple sources for visual expression. 6.2CR Brainstorm and experiment independently with ideas.



April

### Project 1: Colored Pencil still lifes- Did not use colored pencils, kept them to pencil only.

Materials: Construction paper, colored pencils, still life props

Vocab: Still-lifes

Standards: 6.1PE Compare and contrast various levels of artisanship. 6.2PE Identify technical skills that impact artmaking.

### Project 2: Still lifes



### **Project 3: Online digital project. Google drawing**

Materials: Chromebooks

Vocab: Low poly

Standards: 6.1CR Reference multiple sources for visual expression. 6.2CR Brainstorm and experiment independently with ideas.



### **Project 4: Digital drawing**

March

#### **Project 1: Colored Pencil still lifes**

Materials: Construction paper, colored pencils, still life props

Vocab: Still-lifes

Standards: 6.1PE Compare and contrast various levels of artisanship. 6.2PE Identify technical skills that impact artmaking.

#### **Project 2: Still lifes**

#### **Project 3: Online digital project. Google drawing**

Materials: Chromebooks

Vocab: Low poly

Standards: 6.1CR Reference multiple sources for visual expression. 6.2CR Brainstorm and experiment independently with ideas.



### **Project 4: Digital drawing**

February:

#### **Project 1: Ted Harrison Landscapes**

**Materials:** Oil Pastels, White construction paper, pencils

**Vocab:** Ted Harrison

**Standards:** 6.2PE Identify technical skills that impact artmaking. 6.3PE Purposefully incorporate the elements of art and principles of design to construct works of art.



#### **Project 2: Landscapes continued**





### Project 3: Room Drawings

**Materials:** Room handout, pencil, eraser, colored pencils, ruler

**Vocab:** Perspective

**Standards:** 6.1CR Reference multiple sources for visual expression. 6.3CO Link observations, life experiences, and imagination for personal and creative expression.

**Project 4:** Rooms continued

January:

#### Project 1: **Project 1: Room Drawings**

**Materials:** Room handout, pencil, eraser, colored pencils, ruler

**Vocab:** Perspective

**Standards:** 6.1CR Reference multiple sources for visual expression. 6.3CO Link observations, life experiences, a

Project 2: Room Drawings Continued




#### Project 3: **Watercolor Birch Trees**

**Materials:** Watercolor, paintbrush, water, watercolor pad, tape

**Vocab:** J.W.M. Turner, Landscape

**Standards:** 6.1CR Reference multiple sources for visual expression. 6.2CO Identify the importance of lifelong involvement and advocacy in visual arts

Project 4: Watercolor birch trees continued



<https://www.tate.org.uk/kids/explore/who-is/who-claude-monet>

December:

#### Project 1: **Room Drawings- Did not start**

**Materials:** Room handout, pencil, eraser, colored pencils, ruler

**Vocab:** Perspective

**Standards:** 6.1CR Reference multiple sources for visual expression. 6.3CO Link observations, life experiences, and imagination for personal and creative expression.



<https://petersansom.files.wordpress.com/2019/01/reverse-perspective-diagram.pdf>  
<https://petersansom.wordpress.com/2019/01/25/remember-thisthe-reverse-perspective/>

## **Project 2: Room Drawings**

### **Project 3: Pop art candy- Finished**

**Materials:** 12X12 paper, colored pencils, sharpie, pencil, candy wrappers

**Vocab:** Pop art, emphasis

**Standards:** 6.1PE Compare and contrast various levels of artisanship. 6.2PE Identify technical skills that impact artmaking.

<http://beckermiddleart.blogspot.com/2013/10/pop-art-candy-paintings.html?m=1>

### **Project 4: Pop art candy**