


# The Very Busy Spider

By Eric Carle



Early one morning, the wind blew a spider across the field. A thin, silky thread trailed from her body. The spider landed on a fence post near the farm yard and began to spin a web with her silky thread.



“Neigh! Neigh!” said the horse.

“Want to go for a ride?”


The spider didn’t answer. She was very busy spinning her web.



“Moo! Moo!” said the cow.

“Want to eat some grass?”

The spider didn’t answer. She was very busy spinning her web.



“Baa! Baa!” bleated the sheep.

“Want to run in the meadow?”

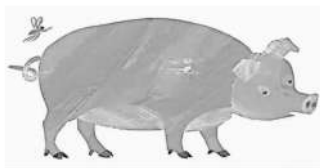
The spider didn’t answer. She was very busy spinning her web.



“Maa! Maa!” said the goat.

“Want to jump on the rocks?”

The spider didn’t answer. She was very busy spinning her web.



“Oink! Oink!” grunted the pig.

“Want to roll in the mud?”

The spider didn’t answer. She was very busy spinning her web.



“Woof! Woof!” barked the dog.


“Want to chase a cat?”

The spider didn’t answer. She was very busy spinning her web.

“Meow! Meow!” cried the cat.

“Want to take a nap?”

The spider didn’t answer. She was very busy spinning her web.



“Quack! Quack!” called the duck.

“Want to go for a swim?”

The spider didn’t answer. She was very busy spinning her web.



“Cock-a-doodle do!” crowed the rooster.

“Want to catch a pesty fly?”

And the spider caught the fly in her web... just like that!

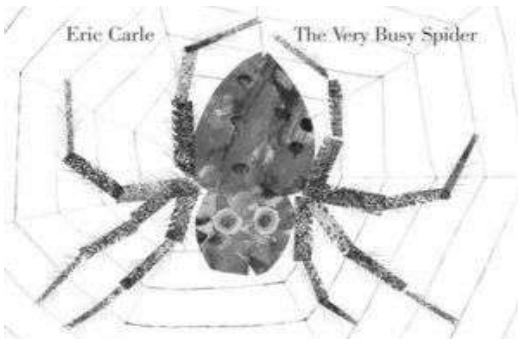


“Whoo? Whoo?” asked the owl.

“Who built this beautiful web?”



The spider didn’t answer. She had fallen asleep. It had been a very, very busy day.



**Before reading or listening to the story please go over these concepts with your child.**

The title is the name of the story. The title of this story is The Very Busy Spider (point to title).

The author is the person who wrote the story. The illustrator is the person who created or drew the pictures for the story. The author and illustrator are the same person for this story! The author and illustrators name is Eric Carle. He wrote and drew the pictures for this story (point to the picture of Eric Carle).


(Point) This is the front cover. (Point) This is the back cover.

(Use any book around the house, a magazine or newspaper would work too) This is how we hold a book (let them practice) This is how we turn pages. (let them practice) This is how we track with our finger (use your finger to model how we read from the left side of the sentence to the right side).

**After reading or listening to the story please go over these concepts with your child.**

- The characters are the people or animals in a story.
  - The characters in The Very Busy Spider are the Spider and all her farmyard friends. The spider is the main character (the one the story is mostly about).
- Where the story takes place is the setting.
  - The Very Busy Spider is happening outside. We know this because there was farmyard animals that live outside. The spider was also spinning a web and was blown in across the field into the farmyard, which is outside.

Use these pictures to go over the concepts with your child.




Front Cover

Title



Back Cover



Author/Illustrator

# Letter Board

This is the alphabet. Let's take a closer look at each letter and practice saying the alphabet from Aa-Zz to help the caterpillar get to the food.

Aa Bb Cc Dd Ee Ff Gg Hh Ii

Jj Kk Ll Mm Nn Oo Pp Qq

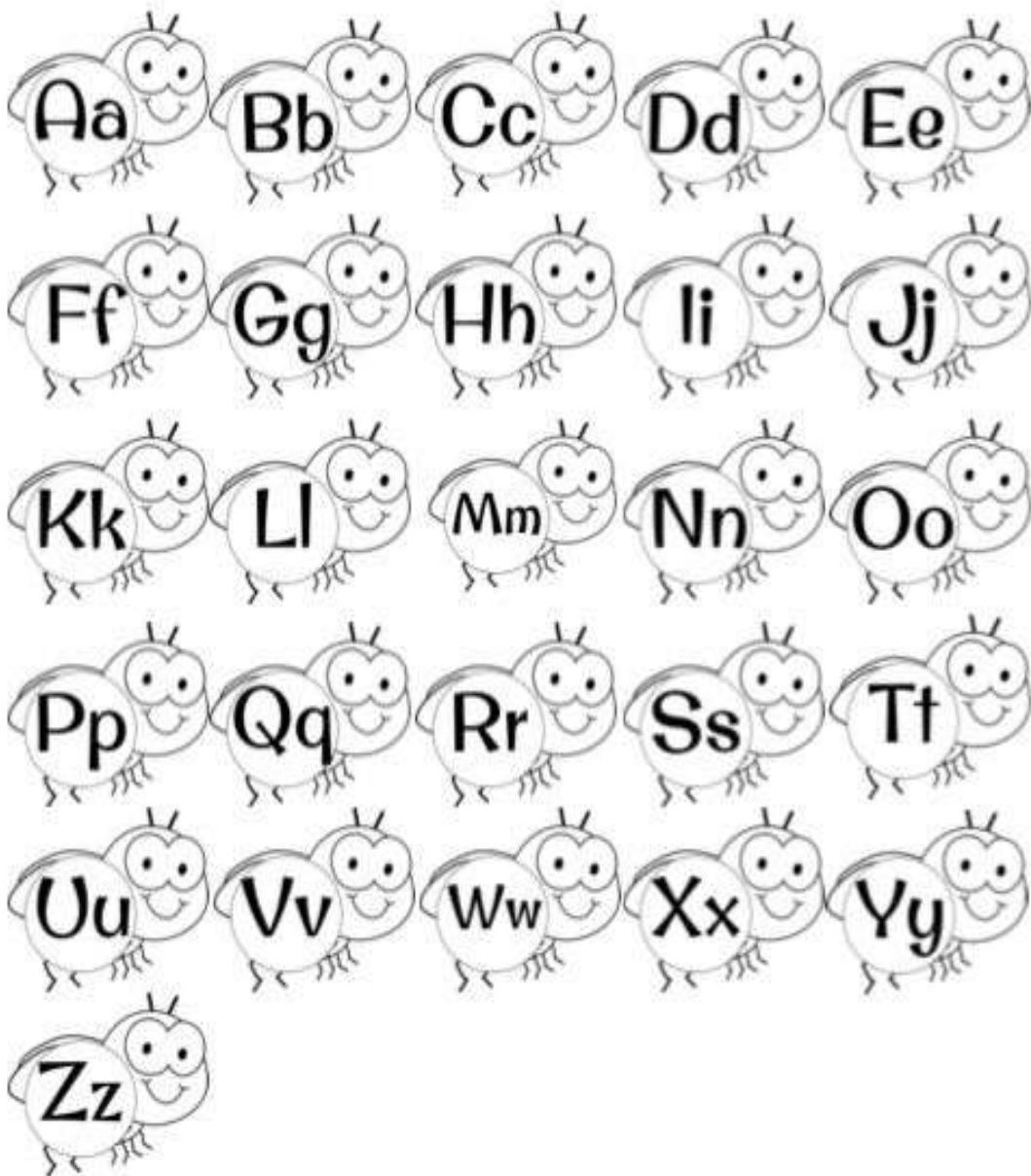
Rr Ss Tt Uu Vv Ww Xx Yy Zz





# The Very Busy Spider Alphabet

Help the Spider catch all of the  
flies by saying the Alphabet!



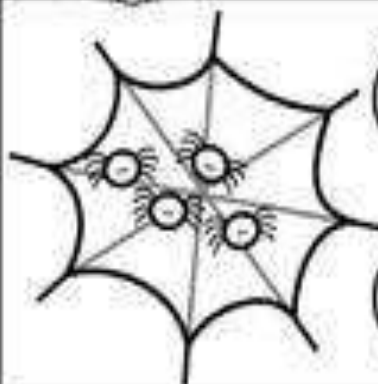


Name \_\_\_\_\_

# Spider Web

## Counting

Directions: Count the spiders, Color the correct circle.



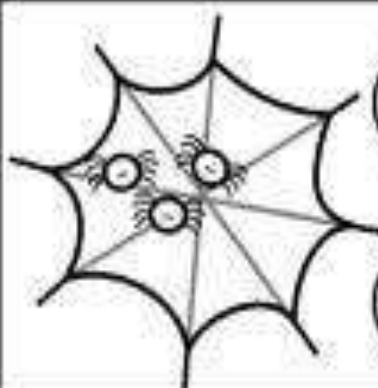
4

3



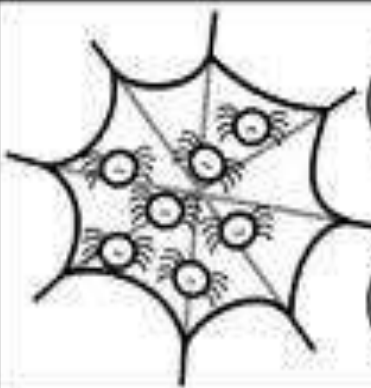
2

1




3

2



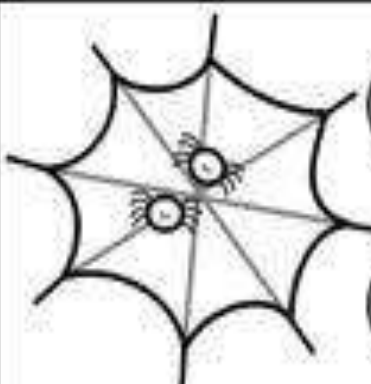
7

8



5

6



3

2






# The Very Busy Spider Counting

Help the Spider catch all of  
the flies by counting to 20.







# THE VERY BUSY SPIDER SONG

(To the tune of THIS OLD MAN)

I'm a very busy spider.  
Please, oh, please don't bother me!  
I must spin my web today.  
When I'm done, then we can play.

Spinning spinning all day long.  
Spinning as I sing this song.  
I must spin my web today.  
When I'm done, then we can play.

# Videos to watch to help support what your child is learning!

## **This week's story: The Very Busy Spider**

<https://www.youtube.com/watch?v=75NQK-Sm1YY> (Animated version of the story)

## **Alphabet:**

<https://www.youtube.com/watch?v=OtiMJLzbZk> (ABC Song | Alphabet Song | Little Baby Bum | A to Z for Children | Nursery Rhymes for Babies)

<https://www.youtube.com/watch?v=p77hQrdjPVk> (Itsy Bitsy Spider | Nursery Rhymes | by LittleBabyBum! | ABCs and 123s)

## **Counting to 20:**

<https://www.youtube.com/watch?v=D0Ajq682yrA> (Number song 1-20 for children | Counting numbers | The Singing Walrus)

<https://www.youtube.com/watch?v=SjVb4NYCP70> (Numbers Song 1 to 20 | CoComelon Nursery Rhymes & Kids Songs)



**Prep Directions:**

**We need:**

**Black Paper**

**White Paper**

**Kids will need:**

**Scissors**

**Glue or Tape**

**Look at each page to see the color of paper to print on.**



**Each kid will need:**

**8 Spider Legs**

**2 Spider Eyes**



**3 Headbands**





Eyes: Print on White

---



---

---

---

---

---

---


Headband: Three for each kid.

Print on Black





SUMMER




# ROOT BEER

**Skills:** Solid straight lines, scallops

**Steps:** Cutting, coloring, painting, gluing

**Suggestions:** Sponge-paint a foamy top. Glue a real straw in the root beer float.



# TURTLE

67





SUMMER

**Skills:** Curves, straight dotted line


**Steps:** Cutting, overlapping, pasting

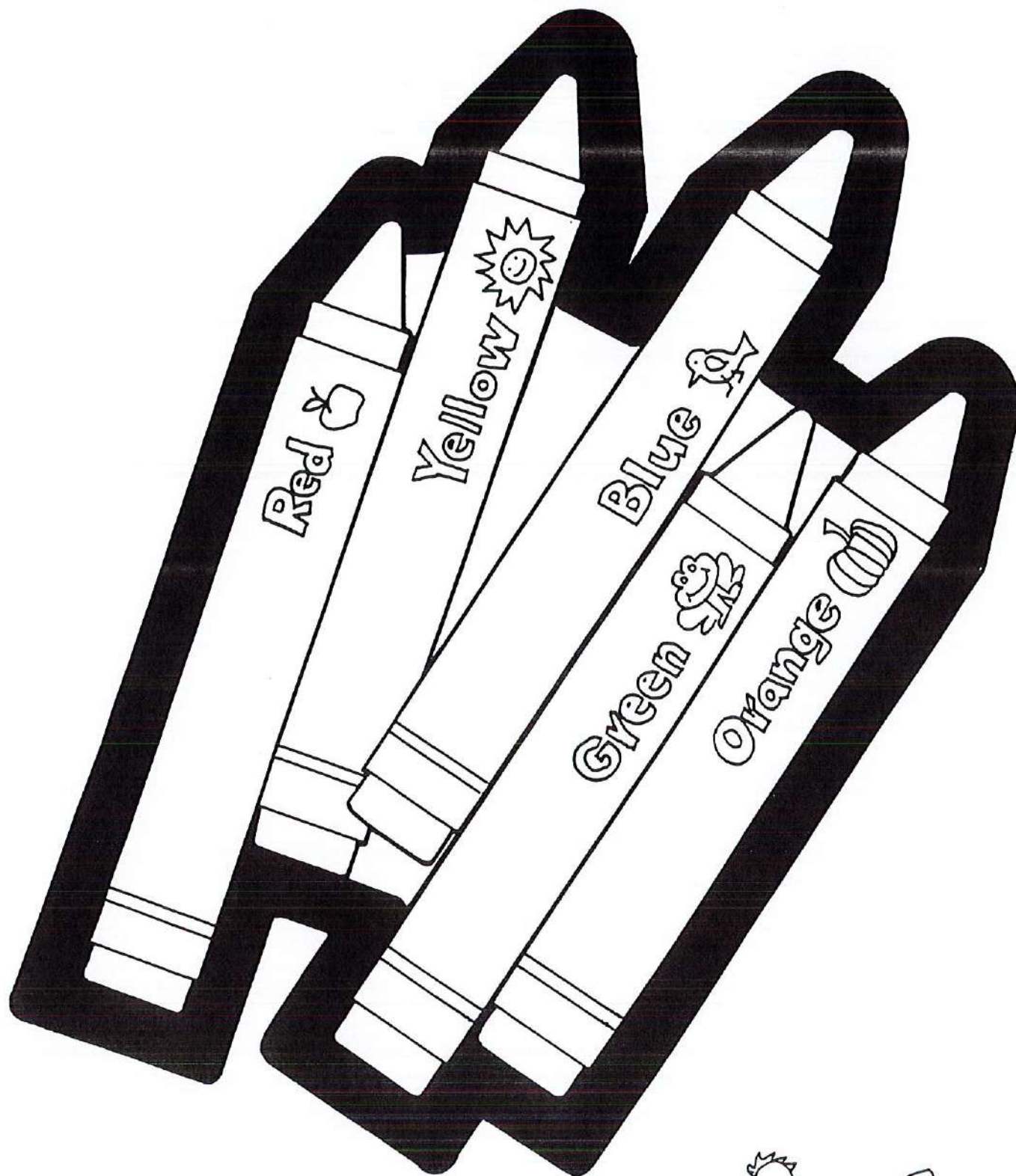
**Suggestions:** Sponge paint a green textured shell.





# 10. Scissor Skills

Begin at the white triangle.











1-2-3-4-5

1-2-3-4-5

1-2-3-4-5

1-2-3-4-5

1-2-3-4-5

1-2-3-4-5

6-7-8-9-10

6-7-8-9-10

6-7-8-9-10

6-7-8-9-10

6-7-8-9-10

6-7-8-9-10