

# Final Project

# Agenda

- Clean out Bins
- Make Up Days
- Independent work
- Closure

# Bins

- Two erasers
- Two sharpeners
- Two glue sticks
- Two scissors
- Two Color pencils
- One Compass

# Agenda - Make Up Days (11/12 - 11/17)

1. Finish you Styles Assignments
1. Then work on any projects that haven't been turned in
1. Then feel free to revise any projects that you wish
1. Work on your doodle



# Work to Make-Up

- Contour Line Still-Life
- Shaded Still-life
- Eye Value Study
- Student Survey
- Black and White Continuation
- Doodle 1
- Color Wheel
- Found Object Still-Life
- Paper Mask
- Falcon Shout Out

# Agenda

- Lecture MLK Project - Brief
- Make-Up Work: Review
- Independent work
- Closure

# Martin Luther King Jr.

Born: 15 January 1929,  
Atlanta, GA, USA

Died: 4 April 1968, Memphis,  
TN, USA

Awarded The Nobel Peace  
Prize in 1964 “for his non-  
violent struggle for civil rights  
for the Afro-American  
population.”



# East Side Union High School District 2021 Dr. Martin Luther King, Jr. Student Writing, Visual Art & Video Contest

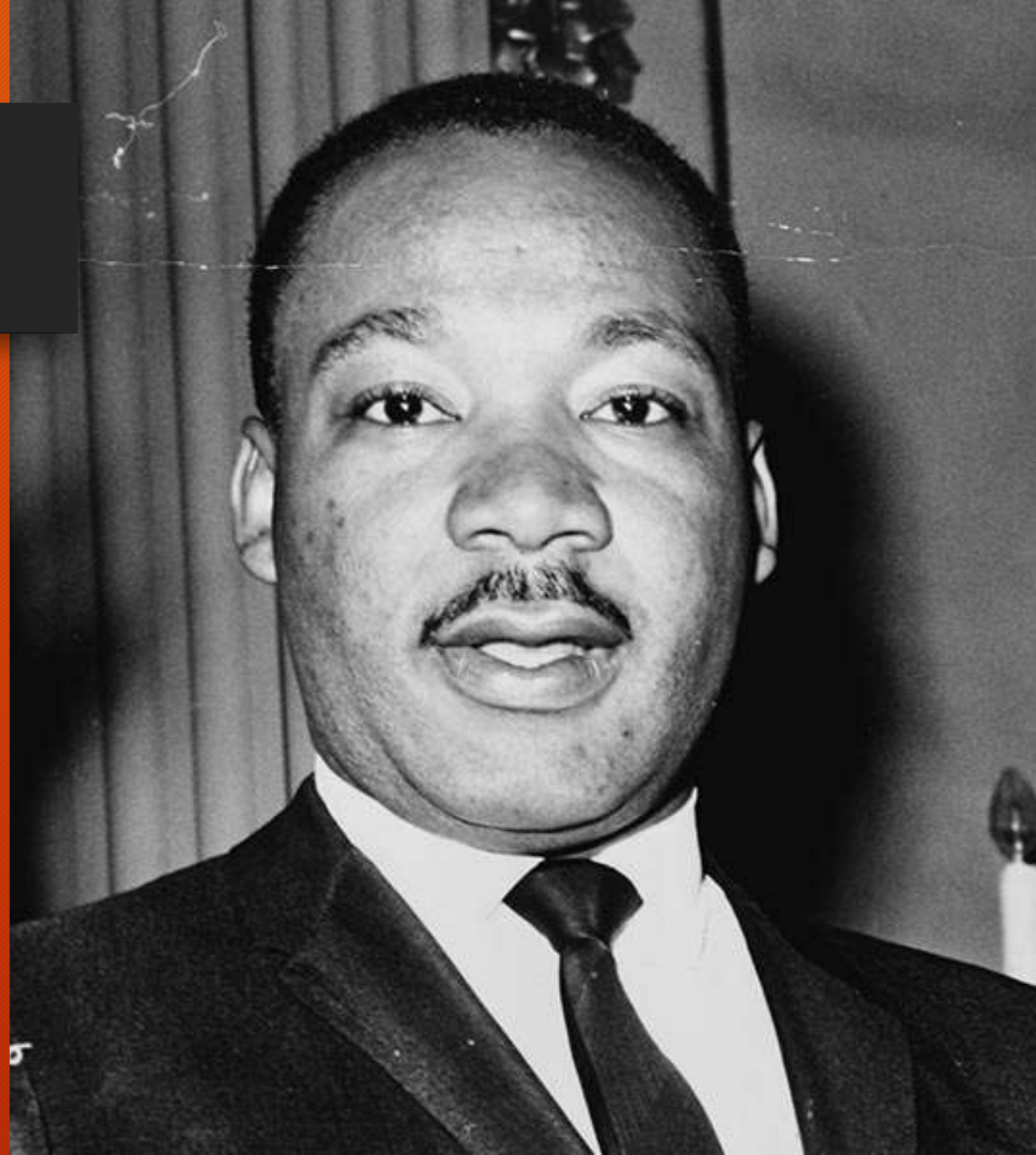
## Students Will Respond to the Task Bellow:

After reading and reflecting upon the statement from Dr, Martin Luther King's Nobel Prize acceptance speech, "This same road has opened for all Americans a new era of progress and hope . . . And it will, I am convinced, be widened and lengthened into a super-highway of justice," produce a response in writing, art, or video that expresses how his sentiments are reflected in our community today.



# Visual Art Category

- Any media (besides Video) including computerized/digital non-moving images, and sculptures.
- 2D - Size must be 11"X17"
- Images must be submitted as PDF or JPEG
- Submitted via email



# Deadline & Submission details

- Must be submitted to Mr. Seeberger on or before December 11, 2021
- Name (with phonetic pronunciation), phone, email, grade, school, and teacher's name should be written on back
- Brief artist statement or explanation of work taped to back





# Visual Art Rubric for Contest

This is what the judges are looking for in this project.


**Visual Art Rubric for Contests**

Criteria	4	3	2	1
<b>Content</b>	<ul style="list-style-type: none"> <li>Quotation integrated with depth and insight</li> <li>Project honors the author</li> <li>Inspirational</li> </ul>	<ul style="list-style-type: none"> <li>Some integration of quotation in ideas</li> <li>Project honors author</li> <li>Keeps viewers' interest</li> </ul>	<ul style="list-style-type: none"> <li>Little integration or mention of quote</li> <li>Little reference to author or his work</li> <li>Does not move the viewer or not motivational</li> </ul>	<ul style="list-style-type: none"> <li>No mention of quotation or wrong quotation exemplified</li> <li>No mention of author</li> <li>Uninteresting</li> </ul>
<b>Originality</b>	<ul style="list-style-type: none"> <li>Very unique and creative</li> <li>Not derivative or copyrighted</li> <li>Well thought out to a high degree</li> </ul>	<ul style="list-style-type: none"> <li>Shows some creativity and uniqueness</li> <li>Little reliance on other photos or images</li> </ul>	<ul style="list-style-type: none"> <li>Little creativity, not too unique</li> <li>Some copyrighted work used</li> <li>Heavy reliance on other's images</li> </ul>	<ul style="list-style-type: none"> <li>Lacking creativity</li> <li>Nearly all images are copyrighted</li> <li>More of other artists work than student's work.</li> </ul>
<b>Aesthetics</b> ( must be within 11" x 11" x 16" for sculpture)	<ul style="list-style-type: none"> <li>Highly visible appeal</li> <li>Elicits and keeps attention</li> <li>Interesting design/ layout</li> </ul>	<ul style="list-style-type: none"> <li>Visually interesting</li> <li>Elicits viewer's interest</li> <li>Some attention paid to layout/ design</li> </ul>	<ul style="list-style-type: none"> <li>Has some visual elements that are appealing and interesting</li> <li>Little attention paid to layout</li> </ul>	<ul style="list-style-type: none"> <li>Little visual appeal</li> <li>Uninteresting</li> <li>No skill to layout or design</li> </ul>
<b>Skill</b>	<ul style="list-style-type: none"> <li>Highly skilled at medium used</li> <li>Clean and free of errors</li> <li>strengths using medium</li> </ul>	<ul style="list-style-type: none"> <li>Shows skill in medium</li> <li>Mostly clean and free of errors</li> <li>Shows knowledge of medium</li> </ul>	<ul style="list-style-type: none"> <li>Little skill at this medium</li> <li>Some errors/ mistakes that are distracting</li> </ul>	<ul style="list-style-type: none"> <li>Not much skill at this medium</li> <li>Many errors or messy work that is distracting</li> </ul>

# Examples of Past Projects

Based upon other quotes
















LET  
FREEDOM  
RING















# Final Project Expectation

## STUDENTS WILL RESPOND TO THE TASK BELOW:

After reading and reflecting upon the statement from Dr. Martin Luther King's Nobel Prize acceptance speech, **"This same road has opened for all Americans a new era of progress and hope. ... and it will, I am convinced, be widened and lengthened into a super highway of justice,"** produce a response in visual arts that expresses how his sentiments are reflected in our community today.

**Media used:** Color Pencils and/or markers.

**Paper:** White Drawing paper size 11" x 17"

### Content:

- Quotation integrated with depth and insight
- Project honors the author
- Inspirational

### Originality:

- Very unique and creative
- Not derivative or copyrighted
- Well thought out to a high degree

### Aesthetics:

- Size 11" x 17"
- Highly visible appeal
- Elicits and keeps attention
- Interesting design/layout

### Skills:

- Highly skilled at medium used
- Clean and free of errors
- Strengths using medium

### Overall:

- Understood meaning
- Collaborated with others
- Researched MLK
- Developed a plan
- Approved by teacher
- Creative use of content and materials



# Final Project Expectation

- Brainstorm: By drawing and/or writing think about different ideas that can be used in your artwork
- Choose an Art Style: Realism, Cubism, Pop-Art (If you would like to use a different art style get it approved by teacher)
- Choose a medium: Pencil, color pencil, oil pastel, watercolor, collage, Mix-medium, Digital\* (Must be approved by teacher)
- Sketch out a Plan (Must be approved by teacher)
- Create your final project
- Write and artist statement to explain artwork (Minimum 6 sentences)
- Written self-reflection critiquing strengths and areas of improvement (Minimum 6 sentences)

**\*Digital artwork must be composed of only student artwork**

# Agenda - Make Up Days (11/12 - 11/17)

1. Finish your Styles Assignments
1. Then work on any projects that haven't been turned in
1. Then feel free to revise any projects that you wish
1. Work on your doodle

# Work to Make-Up

- Contour Line Still-Life
- Shaded Still-life
- Eye Value Study
- Student Survey
- Black and White Continuation
- Doodle 1
- Color Wheel
- Found Object Still-Life
- Paper Mask
- Falcon Shout Out