



MLA Format & Citation

Ms. Scoll
Writing, 2021-2022

Modern Language Association - MLA

The MLA creates standards and guidelines that tell us how to stop plagiarism and how to cite sources. MLA is not the only citation style. There are literally thousands of other citation styles. However, MLA is most often used.




Bibliography or a Cited Works page - which?

In research papers, we give credit to the authors of books, articles, and websites that we use to write our papers.


A Bibliography is used to list the books, etc. we used to get information to help us understand the topic we are researching.

A “works-cited list” lists all of the sources that we talk about in the research paper. If a quote is put into the research paper, then a full citation to that quote is listed on the works-cited list.



Bibliography or a Cited Works page - which?


Both the works-cited list and bibliography go at the end of a paper. Most teachers do not expect students to hand in both a bibliography AND a works-cited list. Teachers generally expect to see a works-cited list, but sometimes erroneously call it a bibliography. If you're not sure what your teacher expects, ask for guidance.



Why even use MLA?


Imagine how hard it would be to look at someone's research paper, and understand their citation if we didn't all use the same type of citation style. We wouldn't know if we were looking at the book's name, the author's name, the publishers name, or what.

But, if everyone uses the same citation style, then we can better understand citations when we see them.



MLA citations on the Works-Cited Page

Full citations show the:

- Last name, First name of the author
 - “Source’s Title”
 - roles and names of any other individuals who helped contribute to the source,
 - version of the source,
 - name of the publisher, and
 - date the source was published.
- 

In-Text MLA citations

In-text citations are found within the text—your writing, right after quoted or paraphrased information. For example:

In the book *Harry Potter*, a boy learns on his 11th birthday that he is the orphaned son of two powerful wizards and has magical powers of his own. (Rowling, 7)

You only list the author's last name and the page you are quoting or paraphrasing from.



In-Text MLA citations


The full citation at the end of the research paper would look like this:

Rowling, J.K. *Harry Potter and the Sorcerer's Stone*. New York: Scholastic, 1999.



MLA format for Websites

To cite a website, you should have the following information:

- author's name
 - title of the article or page
 - title of the website
 - name of the publisher (Note: Only include the name of the publisher when it differs from the name of the website.)
 - date the page or site was published (if available)
 - URL
- 

Your Argumentative Essay

For our purposes, we are asking that you include the paragraph and line that you are quoting or paraphrasing from one of the following sources: Barack Obama Source 1, Barack Obama Source 2, Barack Obama Source 3, You need only cite as follows:

(Obama. Source 1, p. 7, l. 3)

(Obama. Source 2, p. 7, l. 3)

(Obama, Source 3, p. 7, l. 3)



Your Argumentative Essay

When you are citing to a website that you have found online, follow the MLA citation rules on slide 9.

