

EXPERIMENTAL AND MIXED MEDIA PHOTOGRAPHY

TASK ONE

Find three photographs that apply experimental/mixed media techniques using photography. Some examples include painting with light, forced perspective, bokeh, text on images, drawing on images, scratching on photographs, sewing on photographs, photo montage, motion blur, sculptural photography etc. These are just some examples, however there are many more! For your three inspiration images, you will need to answer the following questions for each image:

- Describe how art elements and principles have been used in this artwork?
- What do you think is successful/not successful about the image?

TASK TWO

During class time, we will be experimenting with:

- Taking images with oil, food dye, water and cream.
- UV Facepaint and photography
- Light painting with sparklers
- Projection photography

You will take images for these tasks, then from them you will select and edit four final images. However if you want to trial other techniques, I have created a list of several examples over the following pages. You must create contact sheets of all your images taken in class time and annotate the trials discussing the following;

- Which technique do you think worked best and why?
- What technique do you think you could improve and how?

TASK THREE

Edit your four final images using Photoshop. Save a PSD and a JPEG. Submit your four final images to Canvas.

TASK FOUR

Out of the techniques you used, what have you enjoyed most and why?

What problems have you faced throughout the unit of work and how have you resolved them?

How successful do you think your finished pieces were? Give reasons for your response.

If you could start these artworks again, what would you change or improve?

WHAT YOU NEED TO HAND IN

Visual diary

Four final artworks

EXAMPLES OF WHAT WE WILL BE DOING IN CLASS



PROJECTION PHOTOGRAPHY



UV FACEPAINT



PAINTING WITH LIGHT

EXAMPLES OF WHAT WE WILL BE DOING IN CLASS



INK, HEAVY CREAM AND FOOD DYE IN WATER

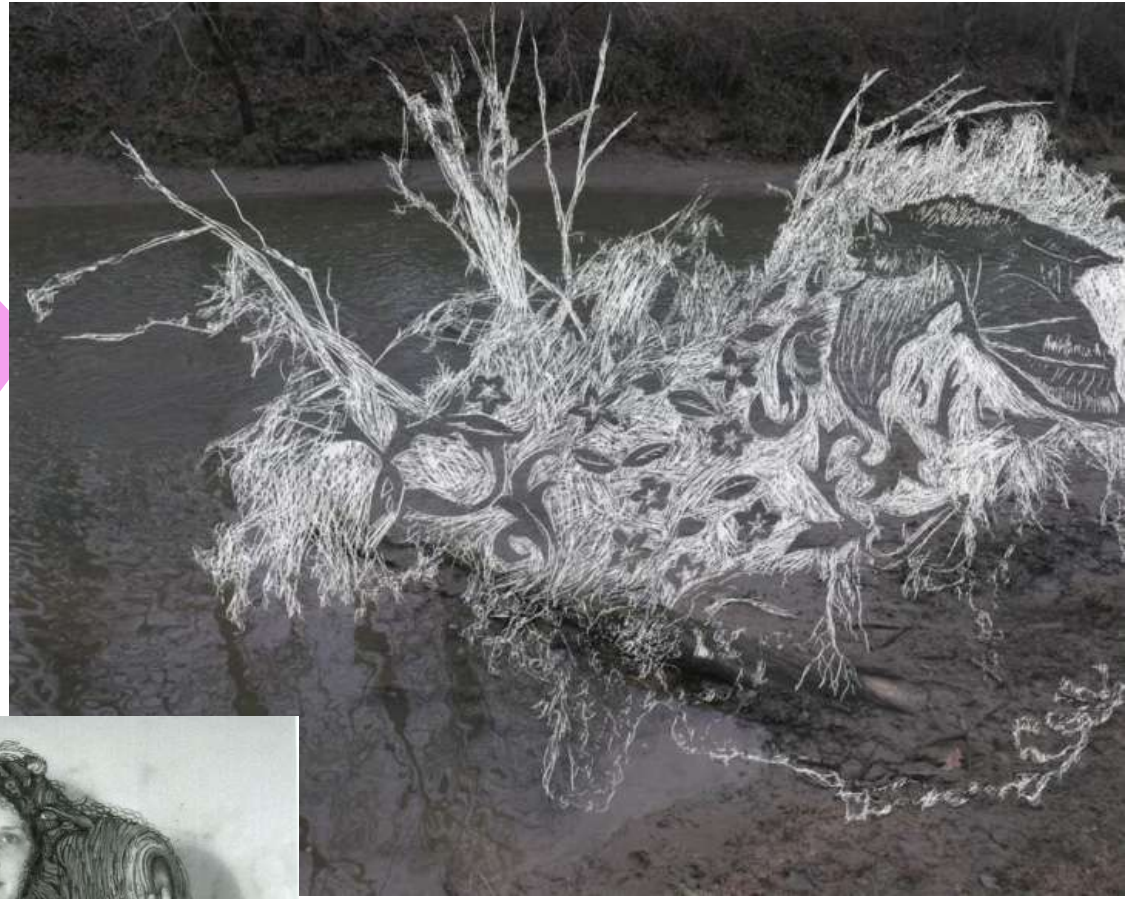


OIL AND WATER ABOVE A SCREEN

FINAL EXAMPLES



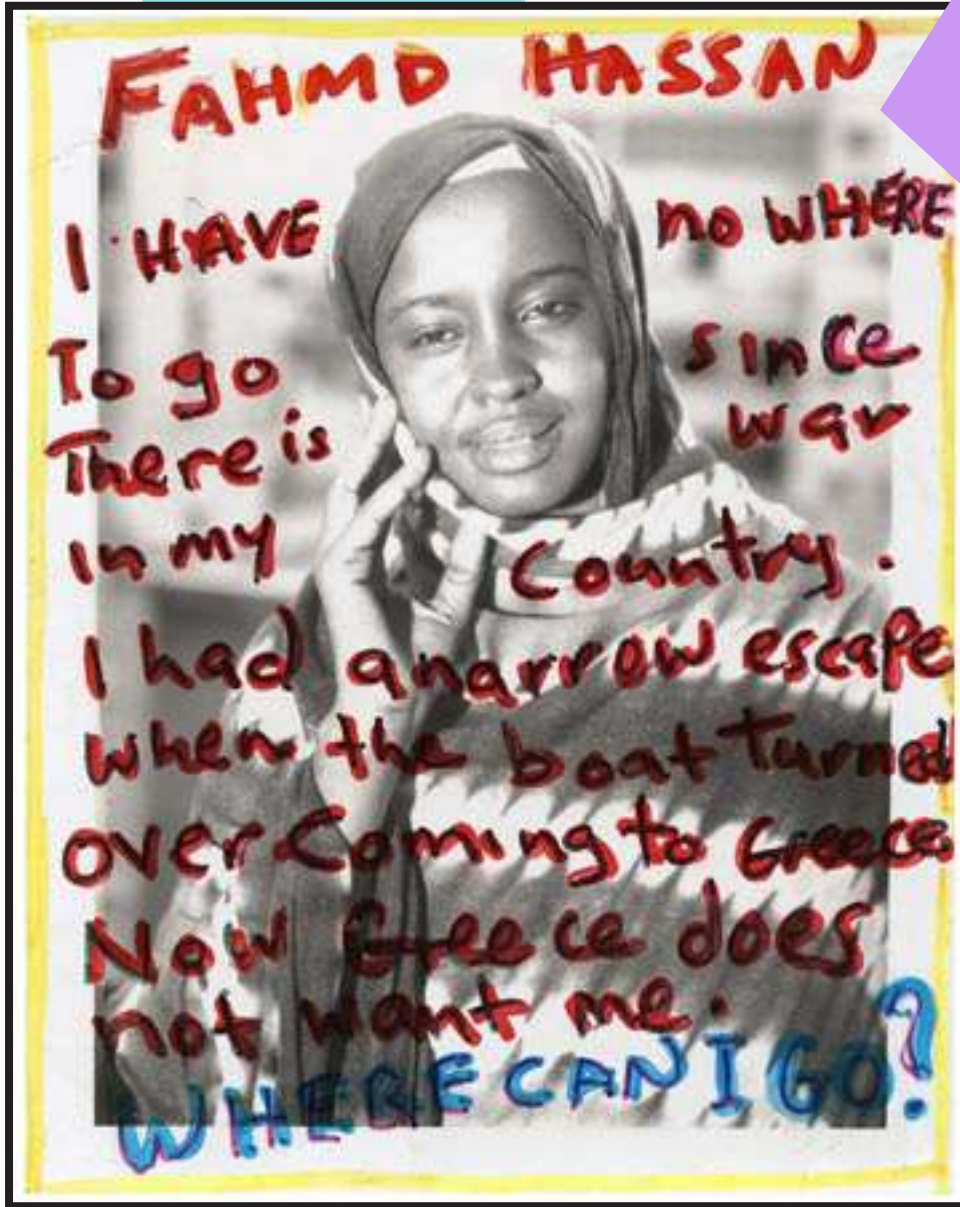
DRAWING ON IMAGES- ANA STRUMPF
AND JOLETTA THORBURN



SCRATCHING ONTO IMAGES- CHRISTOPHER RUSSELL




FINAL EXAMPLES



TEXT ON/IN IMAGES- JIM GOLDBERG AND GILLIAN WEARING



FINAL EXAMPLES



SEWING ON IMAGES- ANNAGRET SOLTAU




PHOTO MONTAGE- DAVID HOCKNEY

FINAL EXAMPLES



PAINTING WITH LIGHT- PABLO PICASSO



BOKEH- TAKASHI KITAJIMA

FINAL EXAMPLES



MOTION BLUR- FRANCESCA WOODMAN



SCULPTURAL PHOTOGRAPHY - ANDY GOLDSWORTHY

EXPERIMENTAL AND MIXED MEDIA PHOTOGRAPHY RUBRIC

ASSESSMENT TASK: Mixed Media Photography	5.	4.	3.	2.	1.	0.
Records, develops, annotates and reflects on conceptual development in the visual diary.	Extensive and thorough recordings of conceptual development, demonstrating contemplative reflections on the development of their ideas.	Thoughtfully records, annotates the exploration of ideas in the visual diary, showing insightful reflections about the development of their ideas.	Effectively records, develops and reflects on conceptual development in the visual diary.	Limited use of the visual diary in developing the idea.	Very little development present in the visual diary.	No work in the visual diary present.
Explores, trials and refines the application of the art elements and principles.	Imaginatively explores the applications of the art elements and principles, challenging conventional representations of art.	Shows extensive exploration of the art elements and principles, showing significant progress in the refinement of their application.	Experiments with the application of the art elements and principles, showing some consideration towards refinement.	Shows an attempt at exploring and trialling the application of art elements and principles.	Minimal exploration of the art elements and principles.	No art elements or principles present.
Demonstrates knowledge and application of photographic and editing skills.	Skilfully applies photographic and editing skills, showing thoughtful considerations of the visual implications of different stylistic approaches to technique.	Demonstrates a comprehensive and skillful application of photographic and editing skills, creatively exploring their use.	Demonstrates a sound understanding and application of photographic and editing skills.	Shows some understanding of photographic and editing skills.	Shows very little understanding of photographic or editing skills.	No evidence of photographic or editing skills.
Discusses and evaluates the use of selected techniques, processes and technologies.	Comprehensively evaluates the use of selected techniques, processes and technologies, thoroughly reflecting on the successes and difficulties faced over the course of the unit.	Thoughtfully evaluates the use of selected techniques, processes and technologies, reflecting on the successes and difficulties faced over the course of the unit.	Evaluates the use of selected techniques, processes and technologies, reflecting on the successes and difficulties faced over the course of the unit.	Attempts to evaluate the use of selected techniques, processes and technologies, reflecting on some the successes and difficulties faced over the course of the unit.	Evaluation of the selected techniques, processes and technologies lacks depth.	

COMMENTS: