

Business Law Mock Trial Lesson Plan Outline

Illinois State Bar Association High School Mock Trial Invitational Mock Trial Case

People of the State of Illinois v. Taylor Cartwright

<https://www.isba.org/sites/default/files/teachers/mocktrial/2017%20ISBA%20Mock%20Trial%20Problem.pdf>

Print Mock Trial. Students performing different roles, receive only the following printed pages:

Jury: 1, 2, 42, 43, 44

Attorneys: ALL

Witness Chris Young: 1, 2, 12, 13, 14, 15, 41

Witness Jamie Craig: 1, 2, 16, 17, 32, 33, 34

Witness Alex Griffin: 1, 2, 18, 19, 20, 28, 29

Witness Taylor Cartwright: 1, 2, 21, 22, 23, 35, 36, 37

Witness Jordan Peters: 1, 2, 24, 25

Witness Logan Schmidt: 1, 2, 26, 27

Each student has 2 parts to this Summative assignment. Students can choose their roles. Depending on the number of students available, I break down the roles as follows:

Attorneys – 4 (for each side – Prosecutor and Defense)

1 – Opening Statement

1 – Direct Examination (questioning of their own witnesses)

1- Cross Examination (questioning of the opposing side witnesses)

1- Closing Statement



Paralegal – 1 (for each side – Prosecutor and Defense)

This person will try to assist all attorneys before the mock trial (research precedent cases, strategize, take notes, etc.). During the mock trial, this person will take notes on what the opposing witnesses said under oath and try to come up with some questions for the cross-examination attorney (catch the witnesses lying or being deceptive) and the closing statement attorneys (remind the jurors what witnesses said under oath) when they are doing the closing statement.

Click on Google pictures below to get the assignment.

Paralegal - Part 2 (Summative Assignment)

Draft


Complete the Paralegal Role Summative Reflection Assignment Part 2 worksheet.

 **Paralegal - Summative - ...**
Google Docs

Paralegal - Part 1 (Summative Assignment)

Draft

Complete the Paralegal Role - Summative Assignment Part 1 worksheet.

 **Paralegal Role - Summative...**
Google Docs

Witnesses – 3 on each side.

Witnesses - Part 1 (Summative Assignment)

Draft

Complete the Witness Role Summative Assignment Part 1 worksheet.

 **Witness Role - Summative...**
Google Docs

Complete the Witness Role Summative Reflection Assignment Part 2 worksheet.


 **Witness - Summative - R...**
Google Docs


Jurors – 12

Jurors - Part 1 (Summative Assignment)

Draft

Watch the video - 12 Angry men during class. If you are absent you can watch it online by clicking on the link below. As you are watching the video, answer the questions on the Jury Duty - Summative worksheet.

 **12 angry men - YouTube**
<https://www.youtube.com/re...>

 **Jury Duty - Summative - ...**
Google Docs

Jurors -Part 2- Summative Assignment

Draft

After the mock trial is over, complete the Jurors Summative Reflection Assignment Part 2 worksheet.

 **Jury Duty - Summative - ...**
Google Docs

Alternate Jurors – remaining students.

Alternate jurors prepare the same as a regular juror. (They may be a regular juror on the day of the mock trial if a juror is absent and/or a juror is removed – I've had this happen one time). If they are not on the regular jury on the day of the mock trial, they deliberate all together as the alternate jury, just the same and come up with a verdict. It's nice to compare the verdicts from the regular jury and the alternate jury. Also, if a student is removed from jury duty (I've come really close to a juror being removed for falling asleep, during the trial, they are assigned the Absent from Field trip – Part 2 – Summative Assignment. You might want to warn them that this entails watching a video (1 ½ hours and answering video worksheet questions.) I have had

Jurors - Absent from Field Trip - Part 2 - Summative Assignment

Draft

Watch the Erin Brockovich video below (4 parts). Answer the questions on the worksheet.

student who are unable to go on the field trip for various reasons, so this absent from field trip assignment is good for them as well.

Lesson Plan Day 1: Mock Trial Preparation/Organization

Jurors – Receive Role information (pages from Mock Trial packet), Summative Assessment Assignment-Part 1 Directions

Witnesses – Receive Role information (pages from Mock Trial packet), Summative Assessment-Assignment Part 1 Directions

Attorneys – Receive Role information (pages from Mock Trial packet), Summative Assessment-Assignment Part 1 Directions

Discuss different summative assignments as posted in Google classroom. The Jurors have a relative “easy” part 1 assignment. The Witnesses have a “medium” part 1 assignment. The attorneys and paralegal have a “tough” part 1 assignment (a lot of prep work).

However, the level of summative assignments for part 2 are opposite. The Jurors have “difficult/more in depth part 2 assignment. The Witnesses have a “medium” part 2 assignment. The attorneys and paralegal have a “easy” part 1 assignment (a lot of prep work).

Jurors and Alternate jurors will remain in the regular classroom and begin watching the video – 12 Angry Men and answer the questions on their part 1 assignment.

Attorneys, Paralegals (if you have any-this is an optional role) and Witnesses should prep in Alternate business classroom and begin working on their part 1 assignments.

Lesson Plan Day 2: Mock Trial Preparation/Organization

Same as day 1.

Day 3: Mock Trial Preparation/Organization

McHenry County States Attorneys will be in class to help Attorneys, paralegals and witnesses. Work in alternate business classroom.

Jurors and Alternate jurors will remain in the regular classroom and continue watching video – 12 Angry Jurors.

Day 4: Mock Trial Preparation/Organization

Attorneys and Witnesses should finish prep in Alternate business classroom and print documents as necessary.

Jurors and Alternate jurors will remain in the regular classroom and finish watching video – 12 Angry Jurors. They should then complete their worksheet and turn it into Google classroom. (They can discuss the answers amongst themselves).

Day 5: Mock Trial McHenry County Government Center



I coordinate with the States Attorney's office at the County courthouse to organize our day as follows:

8:00 a.m. – 9:00 a.m.

Meet in Grand Jury room. Listen to presentations from the following:

- Judges (their career path)
- Prosecuting Attorneys (career path and job duties)
- Court Administrator (career path and job duties)
- Court translator (demonstration)

Here are some pictures from those activities:



9:15 a.m. – 11:30 a.m.

Mock trial in the court room. Jury deliberation. Verdict.



12:00 p.m. – 12:45 p.m.

Lunch in Grand Jury room (pizza, soft drinks, water).

States Attorney's congratulate all students on a job well done. (Sometimes they present all the attorney's and paralegals with a State's Attorney lapel pin).

**1:00 p.m. – 2:15 p.m.**

Department guided tour. Break into smaller groups <10 students to

ation room

ing and room where all evidence is stored

entation

- Correctional Officer Career Opportunities
- Old Jail (unoccupied) cells/recreation area

**2:15 p.m.**

Load bus and return to High School

12 Angry Men (Summative)



1. *What are the Judge's instructions to the jury?*
2. *How might the room itself, the weather, and the time affect the jurors?*
3. *What information is revealed about the crime before the first vote is taken?*
4. *The first vote is _____ to _____.*

5. *How do the other jurors react to Juror #8's vote*
6. *What is the evidence in this case?*
7. *What biases are apparent among the jurors?*
8. *What is Juror #8's reasoning for voting differently than his peers?*
9. *If you were one of the jurors, how would you vote the second time? Why?*
10. *How does the discussion about the train call the old man's testimony into question?*
11. *What else might be problematic with the old man's testimony?*
12. *Do you think Juror #8 deliberately provoked Juror #3 into threatening to kill him? Why or why not?*
13. *The third vote is _____ to _____.*

14. How does the demonstrated use of a switchblade knife influence the jury's understanding of the crime?

15. The result of the fourth vote is _____ to _____.

16. Juror #10 stands up and yells out about his feelings following the fourth vote. Why do the other jurors react as they do?

17. How does Juror #4's nose rubbing influence our understanding of the woman's testimony?

18. Do you think Juror #3 was pressured into changing his vote? Why or why not?

19. Did the jury prove that the defendant was not guilty? Explain.

20. How does this film compare to TV shows and films about criminal justice and forensics today?

Court Room 357	Attorneys
Teacher	
Plaintiff Attorneys	
	States Attorney:
Defense Attorneys	
	States Attorney:
Judge	McHenry County Government Center
Bailiff	McHenry County Government Center
Clerk	McHenry County Government Center
Prosecution Witnesses	
Sergeant (Sgt) Chris Young	
Dr. Jamie Craig	
Alex Griffin	
Defense Witnesses	
Taylor Cartwright	
Dr. Jordan Peters	
Logan Schmidt	
Jurors	
1	
2	
3	
4	
5	
6	
7	
8	
9	
10	
11	
12	

Jurors (Alternate)	Sit With Teacher	Miller
Absent		
Absent		