

# Medieval Times: Coat of Arms

Name: \_\_\_\_\_

## Coat of Arms Project

During the Middle Ages, many families had a Coat of Arms made to represent them and their family. Think about what makes you YOU! What makes up your personal identity? Below, brainstorm beliefs, values, and personality traits that make up your personal identity. Beside, create a rough copy of your coat of arms. On the next pages, you will create a good copy of your Coat of Arms and an explanation of it.

### Success Criteria

Your Coat of Arms must have...

- |  |   |
|--|---|
| <input type="checkbox"/> A Motto or quote that represents you  | <input type="checkbox"/> At least two different colours     |
| <input type="checkbox"/> At least 4 symbols that represent you | <input type="checkbox"/> A description of your Coat of Arms |

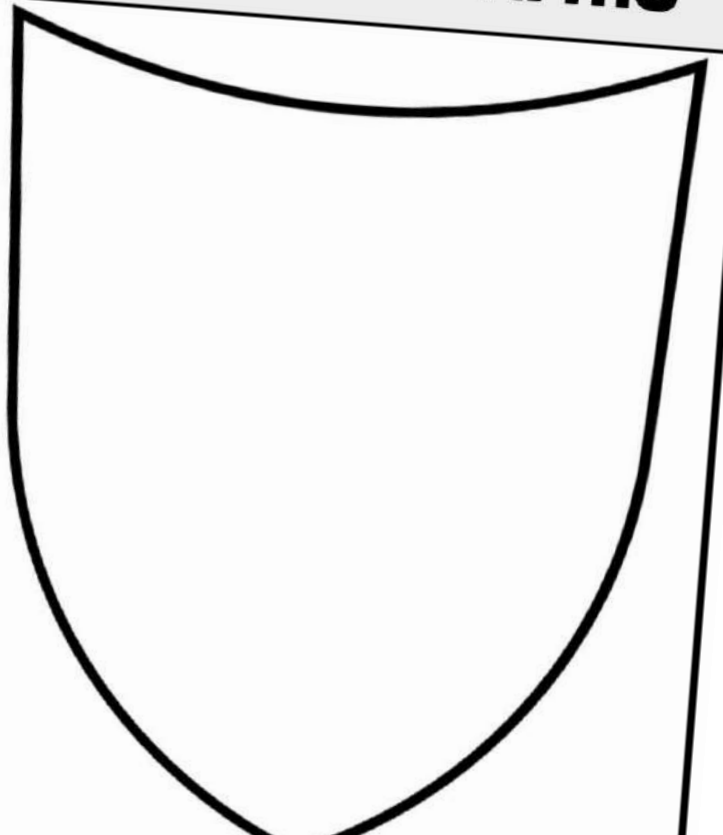
Brainstorm:

### My Personal Identity:


Rough Plan



## My Coat of Arms



## Coat of Arms Project

## Printable PDF Format

# Terms of Use

With the purchase of this resource, you agree that *Teaching With Alyssa* retains the copyright and all other rights to this product.

## You May:

- Use this resource in your personal classroom
- Purchase additional licences to share with others.
- Reference this product in posts, on your social media, etc. as long as original credit is given

## You May Not:

- Sell this product to others
- Post this product anywhere online that shares the product with others
- Give this resource to other people without purchasing additional licenses

Thank you for abiding to the copyright laws of this product. If you have any questions at all, please send me a message on Instagram or through my TpT Store.

# **Teacher Notes**

**This resource includes a Middle Ages Coat of Arms project, with success criteria and a rubric. Perfect to integrate into art or your Early Societies social studies unit.**

**Make sure to click "fit to printable area" when printing so the pages do not get cut off. Enjoy!**

Name:

# Coat of Arms Project

During the Middle Ages, many families had a Coat of Arms made to represent them and their family. Think about what makes you **YOU!** What makes up your personal identity. Below, brainstorm beliefs, values, and personality traits that make up your personal identity. Beside, create a rough copy of your coat of arms. On the next pages, you will create a good copy of your Coat of Arms and an explanation of it.

## Success Criteria

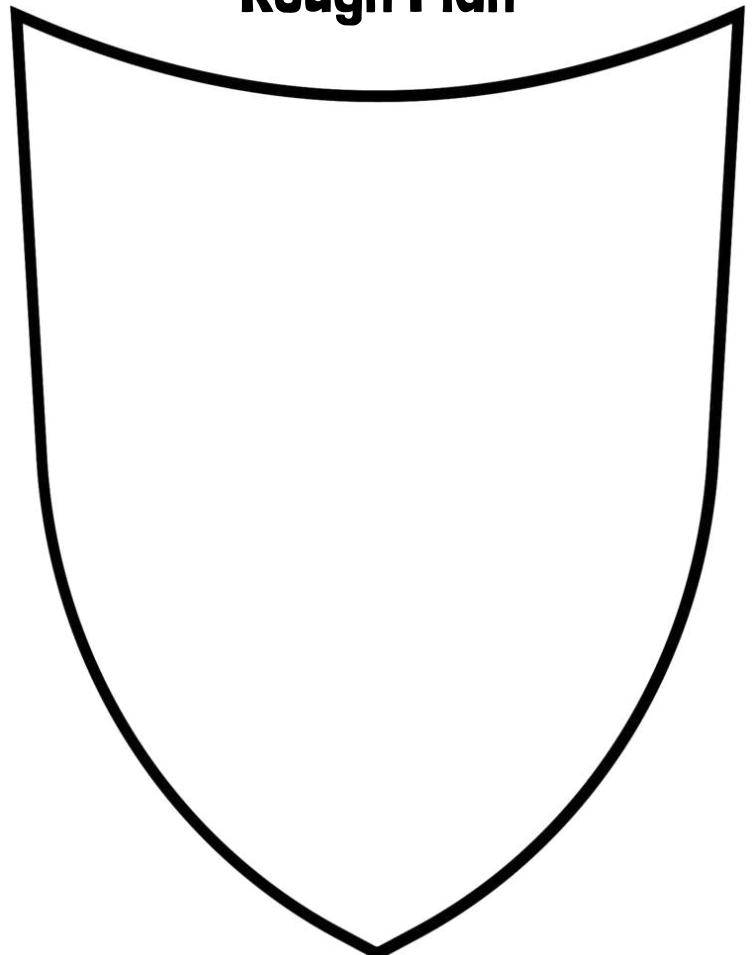
Your Coat of Arms must have...

- ☐ A Motto or quote that represents you
- ☐ At least 4 symbols that represent you
- ☐ At least two different colours
- ☐ A description of your Coat of Arms

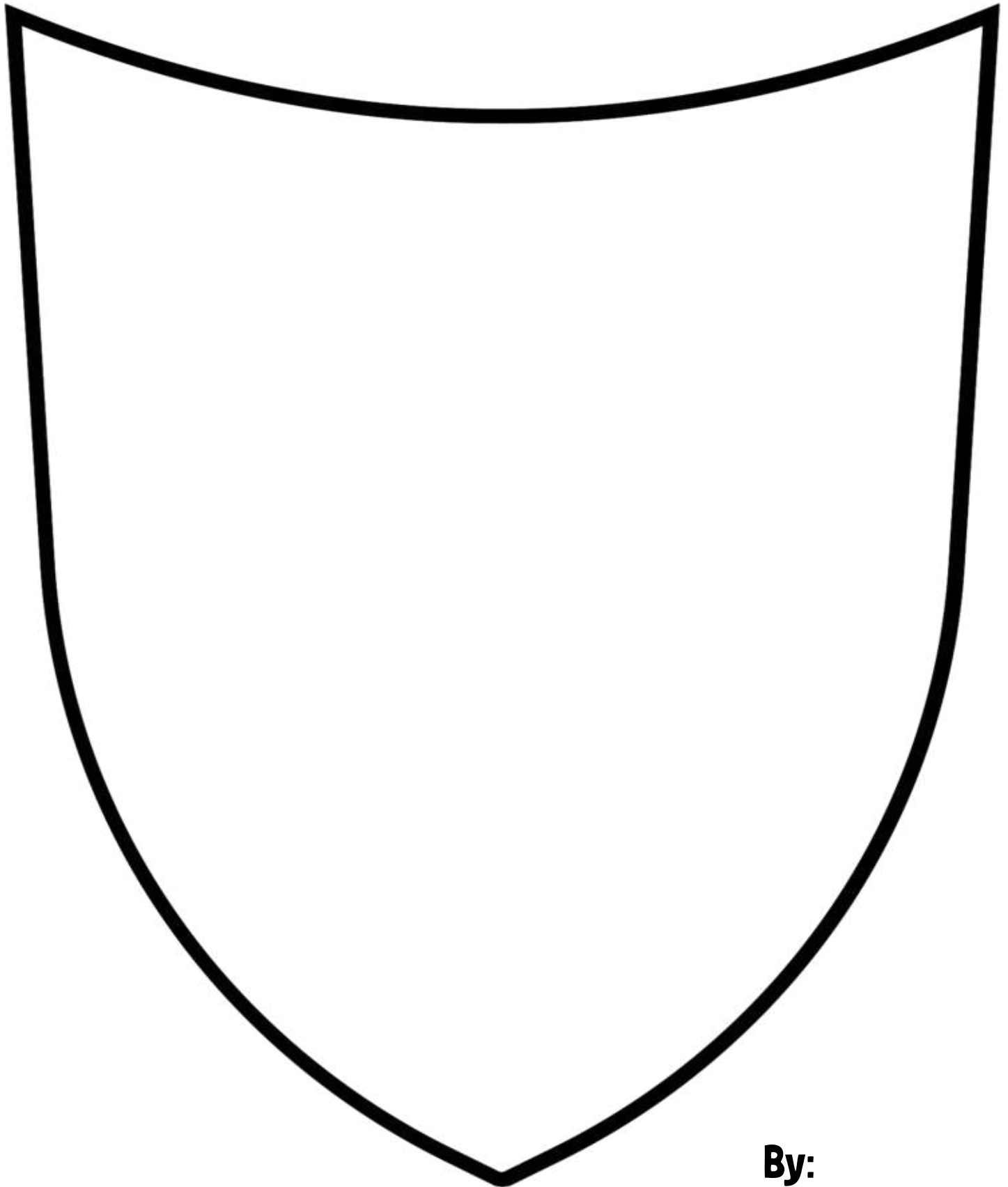
## Brainstorm:

### My Personal Identity:


## Rough Plan



# My Coat of Arms



**By:**

Name:

# My Coat of Arms

This image shows a blank sheet of white paper with horizontal ruling lines. The lines are evenly spaced and run across the width of the page. There are no margins, text, or other markings on the paper.

Name: \_\_\_\_\_

# My Coat of Arms

	1	2	3	4
Project Requirements	Requirements of project are incomplete or are missing.	Some of the requirements of the project are incomplete or are missing.	All of the requirements of the project are complete and included.	All of the requirements of the project are included and completed to a high degree.
Coat of Arms	The Coat of Arms is incomplete or missing many required components.	The Coat of Arms is somewhat complete and might be missing some required components.	The Coat of Arms is complete and looks good.	The Coat of Arms is complete and is exemplary.
Overall Project	Overall project needs work. Many or all expected components are incomplete or missing.	Overall project has been completed but needs some work.	Overall project has been completed and demonstrates the students understanding. The overall project has been completed to grade level expectations.	Overall project has been completed in an exemplary way and demonstrates the students understanding. The project has been completed above grade level expectations.

Overall Mark: \_\_\_\_\_

Comments: \_\_\_\_\_  
\_\_\_\_\_  
\_\_\_\_\_  
\_\_\_\_\_



# Thank you!

Thanks again for your purchase. I hope it reaches all of your needs and your class enjoys it! Remember to follow my TpT store to stay up to date on all things teaching, and follow me on instagram so we can connect!

My instagram handle is:  
**@Teaching.With.Alyssa**

If you share this task on social media, please tag me so I can see all of the wonderful things you are doing in your classroom!

Enjoy your purchase and stay tuned for more!