

Name _____

Date _____

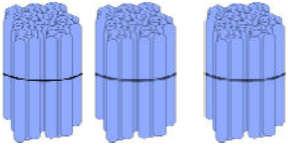
Fill in the answers for 1 and 2. (1 pt. each)

1. 6 tens + _____ tens = 1 hundred

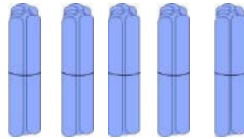
2. $70 + \underline{\hspace{2cm}} = 100$

Count each group. What is the total number of sticks in each group? (1 pt. each)


Bundles of 100.



Bundles of 10.



Ones.



3. _____

4. _____

5. _____

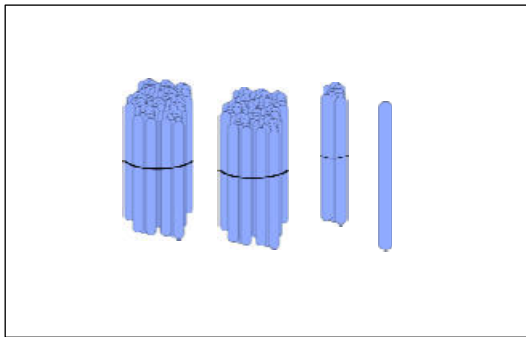
6. What is the total number of sticks above? _____ (1 pt.)

7. Draw, solve, and fill in the circle next to the correct answer. (3 pts)

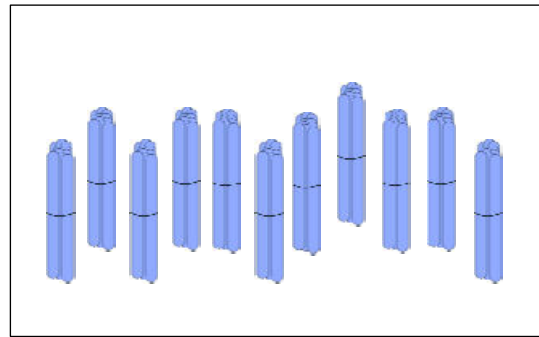
Kate has 100 pencils. Riley has 30 pencils. Riley wants to have the same number of pencils as Kate. How many more pencils does Riley need?

☐ 130 pencils☐ 70 pencils☐ 30 pencils☐ 100 pencils

8. These are bundles of hundreds, tens, and ones. How many straws are in each group?
(1 pt. each)



_____ straws



_____ straws

9. Fill in the blanks to reach benchmark numbers. (2 pts each)

a. 45, _____, 50, _____, 100, _____, 400

b. 147, _____, 150, _____, 200, _____, 500

10. Gram has 16 ten-dollar bills in her wallet. How much money does Gram have?
Show how you got your answer. (3 pts)

11. Draw, label, and box 327. Draw pictures of the units you use to count from 367 to 500. (3 pts)

12. Draw, label, and box 177. Draw pictures of the units you use to count from 177 to 212. (3 pts)

13. Put the letter in the blank to make each statement true. (3 pts)

____ 10 tens

a. 1 ten

____ 10 ones

b. 1 hundred

____ 10 hundreds

c. 1 thousand

14. Circle the largest unit. Box the smallest unit. (1 pt)

8 ones

5 hundreds

9 tens

15. Circle the picture of the number of units you would use to model each number below. (3 pts)

879

