

Packet 1

Make sure each shot has a proper exposure, at a MINIMUM, your shutter speed should be set to:

Shutter Speed: 1/80

Adjust your ISO and Aperture as needed.

DO NOT raise your ISO above 1600

When in doubt, GET CLOSER.

Team Member Names: _____

Period: _____ Who is turning in the group's images? _____

You now have **30 minutes** to capture as many portraits as possible from your packet as a team!

Work as a team to **IDENTIFY** what you will need to set up for each portrait in your packet.

Each team member needs to take at least one portrait! Use as many different models as you can!

You may use one memory card as you will turn in your images as a group.

Use your time wisely and capture as many images as you can in your packet!

**Fill out your packet
as you go!**

CELL PHONES ARE NOT ALLOWED

If a member of your team is caught using a cell phone for ANY REASON OTHER THAN TO LIGHT YOUR SUBJECT OR CAPTURE BEHIND THE SCENES PHOTOS, your entire group will be disqualified from the competition.

Image #1

EC: What kind of lighting is this?

Circle one: Natural or Artificial?

If it's artificial, can you identify the specific technique?

**Remember to
match the
camera framing,
pose &
expression!**

**Try to match the
lighting as best
as you can!**



Image #2

Who will shoot this image?

Who will pose for this image?

EC: What kind of lighting is this?

Circle one: Natural or Artificial?

If it's artificial, can you identify the specific technique?



**Remember to
match the
camera framing,
pose &
expression!**

**Try to match the
lighting as best
as you can!**

**Remember to
match the
camera framing,
pose &
expression!**

**Try to match the
lighting as best
as you can!**




Image #3

Who will shoot this image?

Who will pose for this image?

EC: What kind of lighting is this?

Circle one: Natural or Artificial?

If it's artificial, can you identify
the specific technique?

Image #4

Who will shoot this image?

Who will pose for this image?

EC: What kind of lighting is this?

Circle one: Natural or Artificial?

If it's artificial, can you identify the specific technique?

**Remember to
match the
camera framing,
pose &
expression!**

**Try to match the
lighting as best
as you can!**




Image #5

Who will shoot this image?

Who will pose for this image?

EC: What kind of lighting is this?

Circle one: Natural or Artificial?

If it's artificial, can you identify the specific technique?

**Remember to
match the
camera framing,
pose &
expression!**

**Try to match the
lighting as best
as you can!**



Image #6

Who will shoot this image?

Who will pose for this image?

EC: What kind of lighting is this?

Circle one: Natural or Artificial?

If it's artificial, can you identify the specific technique?

**Remember to
match the
camera framing,
pose &
expression!**

**Try to match the
lighting as best
as you can!**



Turn in your images!

One person from your group needs to turn in the images to google classroom:

Portrait Posing Challenge

While one member is turning in images...

The rest of your group should be
completing their reflection prompts:

- This challenge was _____ because...
- Our group was able to _____ best because...
- The most difficult thing for our group was...

Packet 2

Make sure each shot has a proper exposure, at a MINIMUM, your shutter speed should be set to:

Shutter Speed: 1/80

Adjust your ISO and Aperture as needed.

DO NOT raise your ISO above 1600

When in doubt, GET CLOSER.

Team Member Names: _____

Period: _____ Who is turning in the group's images? _____

You now have **30 minutes** to capture as many portraits as possible from your packet as a team!

Work as a team to **IDENTIFY** what you will need to set up for each portrait in your packet.

Each team member needs to take at least one portrait! Use as many different models as you can!

You may use one memory card as you will turn in your images as a group.

Use your time wisely and capture as many images as you can in your packet!

**Fill out your packet
as you go!**

CELL PHONES ARE NOT ALLOWED

If a member of your team is caught using a cell phone for ANY REASON OTHER THAN TO LIGHT YOUR SUBJECT OR CAPTURE BEHIND THE SCENES PHOTOS, your entire group will be disqualified from the competition.

Image #1

Who will shoot this image?

Who will pose for this image?

EC: What kind of lighting is this?

Circle one: Natural or Artificial?

If it's artificial, can you identify the specific technique?

**Remember to
match the
camera framing,
pose &
expression!**

**Try to match the
lighting as best
as you can!**



**Remember to
match the
camera framing,
pose &
expression!**

**Try to match the
lighting as best
as you can!**



Image #2

Who will shoot this image?

Who will pose for this image?

EC: What kind of lighting is this?

Circle one: Natural or Artificial?

If it's artificial, can you identify
the specific technique?

Image #3

Who will shoot this image?

Who will pose for this image?

EC: What kind of lighting is this?

Circle one: Natural or Artificial?

If it's artificial, can you identify the specific technique?

**Remember to
match the
camera framing,
pose &
expression!**

**Try to match the
lighting as best
as you can!**



Image #4

Who will shoot this image?

Who will pose for this image?

EC: What kind of lighting is this?

Circle one: Natural or Artificial?

If it's artificial, can you identify the specific technique?

**Remember to
match the
camera framing,
pose &
expression!**

**Try to match the
lighting as best
as you can!**



Image #5

Who will shoot this image?

Who will pose for this image?


EC: What kind of lighting is this?

Circle one: Natural or Artificial?

If it's artificial, can you identify the specific technique?

**Remember to
match the
camera framing,
pose &
expression!**

**Try to match the
lighting as best
as you can!**



palmahue.pw

Image #6

Who will shoot this image?

Who will pose for this image?

EC: What kind of lighting is this?

Circle one: Natural or Artificial?

If it's artificial, can you identify the specific technique?



**Remember to
match the
camera framing,
pose &
expression!**

**Try to match the
lighting as best
as you can!**

Turn in your images!

One person from your group needs to turn in the groups images to google classroom:

Portrait Posing Challenge

While one member is turning in images...

The rest of your group should be
completing their reflection prompts:

- This challenge was _____ because...
- Our group was able to _____ best because...
- The most difficult thing for our group was...

Packet 3

Make sure each shot has a proper exposure, at a MINIMUM, your shutter speed should be set to:

Shutter Speed: 1/80

Adjust your ISO and Aperture as needed.

DO NOT raise your ISO above 1600

When in doubt, GET CLOSER.

Team Member Names: _____

Period: _____ Who is turning in the group's images? _____

You now have **30 minutes** to capture as many portraits as possible from your packet as a team!

Work as a team to **IDENTIFY** what you will need to set up for each portrait in your packet.

Each team member needs to take at least one portrait! Use as many different models as you can!

You may use one memory card as you will turn in your images as a group.

Use your time wisely and capture as many images as you can in your packet!

**Fill out your packet
as you go!**

CELL PHONES ARE NOT ALLOWED

If a member of your team is caught using a cell phone for ANY REASON OTHER THAN TO LIGHT YOUR SUBJECT OR CAPTURE BEHIND THE SCENES PHOTOS, your entire group will be disqualified from the competition.

Image #1

Who will shoot this image?

Who will pose for this image?

EC: What kind of lighting is this?

Circle one: Natural or Artificial?

If it's artificial, can you identify the specific technique?

**Remember to
match the
camera framing,
pose &
expression!**

**Try to match the
lighting as best
as you can!**



Image #2

Who will shoot this image?

Who will pose for this image?

EC: What kind of lighting is this?

Circle one: Natural or Artificial?

If it's artificial, can you identify the specific technique?

**Remember to
match the
camera framing,
pose &
expression!**

**Try to match the
lighting as best
as you can!**



Image #3

Who will shoot this image?

Who will pose for this image?

EC: What kind of lighting is this?

Circle one: Natural or Artificial?

If it's artificial, can you identify the specific technique?

**Remember to
match the
camera framing,
pose &
expression!**

**Try to match the
lighting as best
as you can!**



Image #4

Who will shoot this image?

Who will pose for this image?

EC: What kind of lighting is this?

Circle one: Natural or Artificial?

If it's artificial, can you identify the specific technique?

**Remember to
match the
camera framing,
pose &
expression!**

**Try to match the
lighting as best
as you can!**



Image #5

Who will shoot this image?

Who will pose for this image?

EC: What kind of lighting is this?

Circle one: Natural or Artificial?

If it's artificial, can you identify the specific technique?

**Remember to
match the
camera framing,
pose &
expression!**

**Try to match the
lighting as best
as you can!**



Image #6

Who will shoot this image?

Who will pose for this image?

EC: What kind of lighting is this?

Circle one: Natural or Artificial?

If it's artificial, can you identify the specific technique?

**Remember to
match the
camera framing,
pose &
expression!**

**Try to match the
lighting as best
as you can!**



Turn in your images!

One person from your group needs to turn in the groups images to google classroom:

Portrait Posing Challenge

While one member is turning in images...

The rest of your group should be
completing their reflection prompts:

- This challenge was _____ because...
- Our group was able to _____ best because...
- The most difficult thing for our group was...