

## **PhotoLab 1**

### **Spirals**

**Standard: VA:Cr1.1.1a Use multiple approaches to begin creative endeavors.**

**Anchor Standard 1: Generate and conceptualize artistic ideas and work.**

**Enduring Understanding: Creativity and innovative thinking are essential life skills that can be developed.**

**Essential Question: How does collaboration expand the creative process?**

**Goal:**

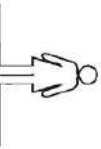


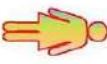



**Procedure:**

**Extend:**

**Explain how you used the elements of art and principles of design in this project:**








# The Elements of Design

(the tools to make art)

Line		Horizontal, vertical, diagonal Straight, curved, dotted, broken Thick, thin
Shape		2D (two dimensional)/ flat Geometric (square, circle, oval, triangle) Organic (all other shapes)
Form		3D (three dimensional) Geometric (cube, sphere, cone) Organic all other forms such as: people, animals, tables, chairs, etc)
Colour		Refers to the wavelengths of light Refers to hue, (name), value (lightness/darkness), intensity (saturation), or amount of pigment, and temperature (warm and cool) Relates to tint, tone and shade
Texture		The feel, appearance, thickness, or stickiness of a surface (for example: smooth, rough, silky, furry)
Space		The area around, within, or between images or parts of an image Relates to perspective Positive and negative space
Value		The darkness or lightness of a color. White added to a color makes it a <i>tint</i> . Black added to a color makes it a <i>shade</i> .

# The Principles of Design

(how to use the tools to make art)

Pattern		A regular arrangement of alternated or repeated elements (shapes, lines, colours) or motifs.
Contrast		The juxtaposition of different elements of design (for example: rough and smooth textures, dark and light values) in order to highlight their differences and/or create visual interest, or a focal point.
Emphasis		Special attention/importance given to one part of a work of art (for example, a dark shape in a light composition). Emphasis can be achieved through placement, contrast, colour, size, repetition... Relates to focal point.
Balance		A feeling of balance results when the elements of design are arranged symmetrically or asymmetrically to create the impression of equality in weight or importance.
Proportion/ Scale		The relationship between objects with respect to size, number, and so on, including the relation between parts of a whole.
Harmony		The arrangement of elements to give the viewer the feeling that all the parts of the piece form a coherent whole.
Rhythm/ Movement		The use of recurring elements to direct the movement of the eye through the artwork. There are five kinds of rhythm: random, regular, alternating, progressive, and flowing. The way the elements are organized to lead the eye to the focal area. Movement can be directed for example, along edges and by means of shape and colour.