

Auburn School Committee Meeting Agenda
5 West Street, Auburn, Massachusetts 01501

March 16, 2022 - 6:30 p.m.

Television: Charter Channel 194

YouTube: ACTVAUBURN

ZOOM LINK <https://auburn-k12-ma-us.zoom.us/j/85712823082>

CALL TO ORDER:

CITIZENS' COMMENTS:

SPECIAL RECOGNITIONS:

MINUTES: 2/16/22, 3/2/22

STUDENT REPRESENTATIVES REPORT:

SUPERINTENDENT'S REPORT:

UNFINISHED BUSINESS:

COVID Update

Information

Dr. Chamberland will provide an update on COVID cases and other pertinent details since our last meeting.

School Choice 2022-2023

Action

With current high enrollment numbers, the number of current school choice students, as well as the projected new enrollment numbers for 2022-2023, Dr. Chamberland's recommendation for the number of additional students to be accepted into the Auburn Public Schools via our School Choice option in grades 6-12 is 12. This will keep the total number of school choice students at the same number, 90 accepted students, as the 2021-2022 school year.

Recommended Motion:.....to accept an additional 12 students into the Auburn Public Schools via school choice for grades 6-12 for the 2022-2023 school year.

FY 23 Budget Review with Finance Committee

Information

On Wednesday, March 9, 2022, Mrs. Wirzbicki and Dr. Chamberland presented the FY23 budget to the Town of Auburn Finance Committee. The Finance Committee voted unanimously to support the FY23 budget as presented which includes a requested increase over the FY 22 budget of 3.15% or \$ 881,673. We thank the Finance Committee, Town Administrator Jacobson and CFO/Assistant Town Administrator Kazanovicz for their support. We will hold our Public Hearing on April 6th, at 6:30PM, at Auburn High School in the auditorium. We will send the final budget to the town for a vote during the Annual Town Meeting on May 3, 2022.

Bryn Mawr Parking Lot

Information

Mr. Fahey and Dr. Chamberland attended the Town of Auburn Planning Board meeting on March 8, 2022 for a second discussion on the plans to create a parking lot and driveway on the field adjacent to Bryn Mawr School. The plan was approved by the Planning Board. I have included the updated plan in your packet that includes the addition of a second gate at the parking lot end of the driveway, a crosswalk on Swanson Road, and parking specific signs in several areas. Mr. Fahey attended a meeting with the Conservation Commission on March 9, 2022 in relation to Phase One of this overall plan that requires changing the location of the school dumpster and creating a concrete pad for the same. This was approved by the Conservation Commission. Phase One, that includes the paving of the current Bryn Mawr driveway and parking lot is on schedule for this summer. Phase Two, which includes the new parking area and driveway in the Bryn Mawr field, will require additional meetings with the Auburn DPW and Town Leadership to identify a funding source.

NEW BUSINESS:

Auburn High School Program of Studies

Action

In your packet you will find proposed changes to the Auburn High School Program of Studies. You will see it includes additions in the areas of Fine Arts, Unified Programming, Social Studies, Student Support Services and Clubs and Activities.

Recommended Motion.....to accept the proposed changes for the AHS Program of Studies for 2022-2023.

Mileage Reimbursement Request Form

Action

In a memo from Ed Kazanovicz, In accordance with the Chapter VI-Section 6.02 of the Town's By-Laws, the mileage reimbursement rate shall be amended to .58.50 cents per mile, which is consistent with the 2022 IRS rate. This rate shall go into effect on March 14, 2022. This is an increase from .50.50. The memo and updated Mileage Reimbursement Request Form are in your packet.

Recommended Motion.....to accept the updated mileage reimbursement rate as set forth by the Town.

United States Department of Education - Office of Civil Rights Letter

Information

The U.S. Department of Education, Office for Civil Rights (OCR), has completed its directed investigation and reached a determination in the investigation regarding the Auburn Public School District and potential violations of Section 504 or Title II related to accessibility on our website. The investigation was conducted to ensure the District website appropriately provides its online programs, services, and activities to people with disabilities on a nondiscriminatory basis and to ensure that communications with applicants, members of the public, and companions with disabilities are as effective as its communication with others. Because **the District remediated all identified barriers on the tested pages** that impeded the ability of people with disabilities to access the District's online programs, services, and activities, OCR determined that **there was insufficient evidence** that the District violated Section 504 or Title II.

APS/APD School Resource Officer

Information

On March 10, 2023, we were informed by Chief Lemon of the APD that Officer John O'Brien has been named as the School Resource Officer for the Auburn Public Schools. Officer O'Brien will replace Sergeant Brian Kennedy who served as our School Resource Officer for many years. We are pleased to have Officer O'Brien join our team.

The Shared Street Grant

Information

The Shared Street Grant is a State funded grant to improve public health, safe mobility and strengthened commerce in the State. The Town has applied for a Shared Street Grant for \$177,712.00 to replace our Blinkomatic school zone signs and install actuated blinking crosswalk signs, radar speed signs and a LIDAR Scope to measure speed. The grant will also accommodate handicap sidewalk ramp improvements at some of our crosswalks. This grant was spearheaded by Julie Jacobson, Town Manager, Ed Kazanovicz, CFO, Todd Lemon, Provisional Chief of Police and his team, as well as Joanna Paquin, DPW Director and her team and we thank them for their efforts to bring such improvements to the town.

The Green Dome

Information

The Green Dome is a remaining structure from the previous Auburn High School. The Green Dome is located on school property in the outfield of Auburn High School Baseball Field. A committed group of Auburn High School Alumni, most from the Class of 1966, have been working to raise money to update and maintain the Green Dome. Mr. Fahey, Town Manager Jacobson, Assistant Town Manager Kazanovicz and Dr. Chamberland met with 7 members of the group on Tuesday, March 8th. The discussion focused on the process to be followed prior to any repairs taking place and noted that the process must include consultation with the Auburn Conservation Committee and the Auburn School Committee.

Chester P. Tuttle Post 279 Donation

Action

The Auburn Legion, Post 279, presented Brian Davis, our Athletic Director, with a \$100 donation to help defray the cost of the commemorative t-shirts which were purchased for the Tarentino Cup Varsity football game.

Recommended Motion....to accept with gratitude, the donation of \$100 from Chester P. Tuttle Post 279, Auburn Legion.

Retirements

Information

Rosemary Reidy, Director of Pupil Services, effective 8-31-22
Eileen Donahue, Assistant Principal at AHS, effective 6-30-22
Marie Mahan, Principal at Bryn Mawr, effective 6-30-23

TEACHING AND LEARNING REPORT

Information

Moving Closer to Normal Every Day

Now in our third week back to school with masks being optional for students and staff, Dr. Chamberland shares some of the wonderfully typical happenings at some of the schools. Pakachoag students are participating in the March Madness Reading Challenge where they compare books about kindness and vote on their favorite. Bryn Mawr School has the Discovery Museum conducting hands-on learning experiences for students related to Sound, Light & Laser, and Physical Properties of Matter with adapted experiences for our students with

significant special needs. At Swanson Road Intermediate School, students are focused on reading comprehension and many students are working on hands-on social studies projects. At Auburn Middle School, 7th grade Science classes have been learning about thermal energy and the transfer of heat. Earlier this week, students got to see first hand how heat can transfer via conduction (direct contact). They also saw how energy moves from warmer objects to cooler ones until they reach a thermal equilibrium. Students in the 7th grade also worked on a parachute 'Design and Drop' project.

At Auburn High School, Algebra 1 students are working on solving systems of linear equations or graphing quadratics. Algebra 2 students are solving rational equations, while Geometry students are reviewing concepts for the MCAS exam. Some activities include: Partner worksheets where each person has a different problem but their answers match (so it's self-checking); Whodunnit - they solve math problems to solve a crime; Scavenger Hunts - solve problems posted around the room where the answer to the problem leads them to the next problem.

BUSINESS/FINANCIAL REPORT:

Year to Date Budget Report

Information

Mrs. Wirzbicki has provided a year to date budget report dated March 8, 2022 for your review.

Budget Transfers

Action

Mrs. Wirzbicki has provided a listing of Budget Transfers dated March 8, 2022 between the same series for your information, along with a listing of transfers between different series for which she is seeking your approval.


Recommended Motion.....to approve the list of Transfers dated March 8, 2022 as presented by the Business Manager.


Executive Session

Recommended Motion: ... to adjourn into executive session to discuss the bargaining position with non-union personnel that could be compromised if discussed in open session. We will not return to open session.

Adjournment

Roll Call Vote:





MINUTES

SCHOOL COMMITTEE MEETING

Location: 5 West Street, School Committee Room

February 16, 2022 6:30 p.m.

In Attendance:

Zoom

George Scobie

Jessie Harrington

Gail Holloway

Meghan McCrillis

Dottie Kauffman

Beth Chamberland

Jessica & Richard Lerner - 6 Linden Lane

CALL TO ORDER:

Mr. Scobie called the meeting to order at 6:30 p.m.

CITIZENS' COMMENTS: Jessica Lerner spoke in favor of lifting the mask mandate for students.

Minutes: 2/2/22 minutes were approved.

George Scobie entertained a motion to accept the minutes from 2/2/22.

Dottie Kauffman made a motion to accept the minutes from 2/2/22, Gail Holloway seconded the motion, it was unanimously approved.

SPECIAL RECOGNITIONS:

None

STUDENT REPRESENTATIVES REPORT:

None

SUPERINTENDENT'S REPORT:

UNFINISHED BUSINESS:

COVID Update

Information

Dr. Chamberland provided an update on COVID cases and other pertinent details since our last meeting.

- COVID 19 Positives Reporting
- New DESE guidelines
- Trending in the right direction

DESE Mask Mandate

Action

Dr. Chamberland informed the committee, after consulting with medical experts and state health officials, Commissioner Riley will not renew the state mask requirement after it expires on February 28, 2022. Effective Monday, February 28, the DESE mask requirement will be lifted statewide. The Commonwealth's high vaccination rates and widespread availability of COVID-19 testing for school personnel and students support this decision. Any individual who wishes to continue to mask, including those who face higher risk from COVID-19, should be supported in that choice. Dr. Chamberland recommended the district lift the school mask mandate on February 28, 2022 allowing students and staff the ability to choose whether or not to wear a mask. Students will still be required to wear a mask on the bus and in the health offices. The AEA, Board of Health and school nurses are all in favor. We will continue testing, revise Zippslip, and supply at home tests.

Recommended Motion..... to lift the school mask mandate for students in grades Pre-k - 12, on February 28, 2022 allowing for students and staff the ability to choose whether or not to wear a mask.

George Scobie entertained a motion to accept lifting the school mask mandate for students in grades Pre-k - 12, on February 28, 2022 allowing for students and staff the ability to choose whether or not to wear a mask.

Meagan McCrillis made a motion to accept the proposal to lift the school mask mandate for students in grades Pre-k - 12, on February 28, 2022 allowing for students and staff the ability to choose whether or not to wear a mask. Dottie Kauffman second the motion, it was unanimously approved.

Fee Schedule Review

Substitute Teacher Pay Rate

Action

Dr. Chamberland stated as requested at the February 2, 2022 meeting, she revised the recommended substitute teacher rates to reflect the concerns of the School Committee. An

updated Fee Schedule and process for Building Use inquiries will be presented at the next School Committee meeting.

Recommended Motion:.....to accept the recommended increase to the Substitute Rates of Pay as presented.

George Scobie entertained a motion to accept the recommended increase to the Substitute Rates of pay as presented.

Dottie Kauffman made a motion to accept the recommended increase to the Substitute Rates of pay as presented. Gail Holloway second the motion, it was unanimously approved.

Auburn Public Schools 2022-2023 School Calendar

Action

A small error was noted in the previous version of the calendar. The half day noted on October 7, 2022 should have been noted as a full professional development day for teachers.

Recommended Motion:.....to accept the proposed school calendar for the 2022-2023 school Year.

George Scobie entertained a motion to accept the proposed school calendar for the 2022-2023 school year.

Dottie Kauffman made a motion to accept the proposed school calendar for the 2022-2023 school year, Gail Holloway seconded the motion, it was unanimously approved.

Bryn Mawr Parking Lot Project

Information

Mr. Fahey and Dr. Chamberland attended the Auburn Planning Board Meeting on February 8, 2022 to provide information to the Town regarding the plans for a two phase parking lot project at Bryn Mawr School. Phase One includes the resurfacing of the current parking lot and a minor relocation of the dumpsters to be in compliance with the Conservation Commission request from a meeting held on January 25, 2022, with a follow up meeting scheduled for February 24, 2022 after a site visit. Phase 1 is included in the scheduled work for this summer as noted in the Bryn Mawr CIP Plan. We are also working to include widening the asphalt up to the pine trees for a safer play area for our students if funds allow. Phase Two includes the addition of a parking area at the far end of the Bryn Mawr field and a driveway along the back side of the field that could be utilized for student drop off and pick up for both Bryn Mawr and Swanson Road Intermediate School. Handicap parking spaces as well as sidewalks will be included. Phase 2 is in the exploratory phase to determine feasibility and cost. We continue to work with the Auburn DPW as much as possible. The completion of this project will enhance the safety of our students while also creating a safe handicap parking lot for the whole community to use .

NEW BUSINESS:

Meeting with the Auburn Finance Committee

Action

Mrs. Wirzbicki and Dr. Chamberland met with Town Manager Jacobson and CFO Kazanovicz. They tentatively noted that we will present our budget to the Auburn Finance Committee on Wednesday, March 2nd. Since that would conflict with our next School Committee meeting, Dr. Chamberland asked for the committee's input on how they would like to proceed with our next scheduled meeting date.

Recommended Motion....to cancel the School Committee Meeting scheduled for March 2, 2022 to allow Dr. Chamberland and Mrs. Wirzbicki to attend the Town of Auburn Finance Committee meeting regarding the FY23 Proposed Budget.

It was agreed that we would cancel the meeting on 3/2/22 and meet on 3/16/22 unless there was an emergency.

George Scobie entertained a motion to cancel the School Committee Meeting scheduled for March 2, 2022 to allow Dr. Chamberland and Mrs. Wirzbicki to attend the Town of Auburn Finance Committee meeting regarding the FY23 Proposed Budget.

Dottie Kauffman made a motion to cancel the School Committee Meeting scheduled for March 2, 2022 to allow Dr. Chamberland and Mrs. Wirzbicki to attend the Town of Auburn Finance Committee meeting regarding the FY23 Proposed Budget, Gail Holloway seconded the motion, it was unanimously approved.

Office of Civil Rights Website Review

Information

Mr. Bouvier, Mrs. Elliott and Dr. Chamberland recently met with staff from the US Department of Education Office of Civil Rights. Several years ago, there was a finding of non-compliance with some of the items on our District/School Webpage. The meeting offered us supportive and common sense suggestions to make our website more accessible to all. The team will also collaborate with Campus Suite, the company that supports our webpage to make appropriate changes to the webpage 'behind the scenes' to again, improve accessibility for all.

Communication with Families

Information

Dr. Chamberland is working to streamline the process by which we communicate with families to ensure that information is disseminated in a timely and appropriate manner. Facebook will be more consistently used in conjunction with One Call when an immediate notification needs to be sent to families. Community Updates and Reminders will be shared with families on the first Friday of each month via One Call email, we are creating a space for the same information on our website and a link will be shared on Facebook as well. We are also working to ensure that One Call has the most current contact information from families.

General Federation of Women's Club Donation

Action

The Federation of Women's Club donated Little Leaders:Bold Women in Black History by Vashti Harrison, to Pakachoag School. This is a wonderful addition to the school library.

Recommended Motion: ... to accept with gratitude, the donation of Little Leaders:Bold Women in black History to the Pakachoag library.

George Scobie entertained a motion to accept with gratitude, the donation of Little Leaders:Bold Women in black History to the Pakachoag library.

Meghan McCrillis made a motion to accept with gratitude, the donation of Little Leaders:Bold Women in black History to the Pakachoag library. Gail Holloway seconded the motion, it was unanimously approved.

TEACHING AND LEARNING REPORT:

DESE Report Card for 2021

Information

Dr. Chamberland informed the committee that every year, the Massachusetts Department of Elementary and Secondary Education releases a report card for each school and district in the state. Just as a student's report card shows how they are doing in different classes, school and district report cards are designed to show parents and community members how a school or district is doing in different areas. Report cards highlight a school or district's strengths as well as any challenges that need to be addressed in order to make sure the needs of all students are being met. Links to these reports have been shared with families by principals and are also available on our website.

BUSINESS/FINANCIAL REPORT:

Year to Date Budget Report

Information

None.

Budget Transfers

Action

None

Executive Session

Recommended Motion: ... to adjourn into executive session to discuss the bargaining position with non-union personnel that could be compromised if discussed in open session. We will not return to open session.

George Scobie entertained a motion to adjourn into executive session to discuss the bargaining position with non-union personnel that could be compromised if discussed in open session. We will not return to open session.

Gail Holloway made a motion to adjourn into executive session to discuss the bargaining position with non-union personnel that could be compromised if discussed in open session. And not return to open session. Dottie Kauffman seconded the motion, it was unanimously approved.

Adjournment

Roll Call Vote

Meeting adjourned to executive session at 7:19pm.

Respectfully submitted,

Mandy Williams

Recording Secretary

Referenced Documents:

Minutes: 2/2/22

COVID Positivity Rate

Letter from Commissioner Riley regarding Updated Mask Requirements

Updated Substitute Pay Rate

2022-2023 School Calendar

Bryn Mawr Parking Lot Project

Thank you letter to the General Federation of Women's Club.

MINUTES

SCHOOL COMMITTEE MEETING

Location: 5 West Street, School Committee Room

March 2, 2022 6:30 p.m.

In Attendance:

Zoom

George Scobie

Jessie Harrington

Gail Holloway

Meghan McCrillis

Dottie Kauffman

Beth Chamberland

Cecelia Wirzbicki

Karen Ballway

CALL TO ORDER:

Mr. Scobie called the meeting to order at 6:30 p.m.

CITIZENS' COMMENTS: None

Minutes: None

SPECIAL RECOGNITIONS: None

STUDENT REPRESENTATIVES REPORT:

Ally McGill stated students and staff are happy to be able to see facial expression again now that the mask mandate has been lifted. Winter Carnival was held February 14-18th, it was very enjoyable for all. Girls Hockey has a playoff game and Indoor Track will be attending the New England Competition. Freshman and Sophomores have started course selection for next year.

NHS induction ceremony will be on March 17th, Model UN is competing at Boston College High and the Jay Peak Ski Trip is coming up, everyone is excited.

SUPERINTENDENT'S REPORT:

UNFINISHED BUSINESS:

COVID Update

Information

Dr. Chamberland provided an update on COVID cases and other pertinent details since our last meeting.

- Counts were high on Monday after vacation - 7 positives, 1 on Tuesday, 1 today
- 30% of people are still wearing masks in buildings
- Starting to feel normal and upbeat in buildings
- Trending in the right direction

NEW BUSINESS: None

BUSINESS/FINANCIAL REPORT:

Warrant Articles for Annual Town Meeting

Action

At the Selectmen's meeting on February 14th, the Board voted to open the warrant for the May 3, 2022 Annual Town Meeting. Submission of articles for the warrant will close on Monday, March 7, 2022 at 7:00 p.m. The School Department's proposed articles were presented by Mrs. Wirzbicki for review and approval.

Recommended Motion....to approve the warrant articles for the Annual Town Meeting on May 3, 2022 as submitted.

George Scobie entertained the motion to *approve the warrant articles for the Annual Town Meeting on May 3, 2022 as presented by Mrs. Wirzbicki.*

Jessie Harrington made a motion to *approve the warrant articles for the Annual Town Meeting on May 3, 2022 as presented by Mrs. Wirzbicki.* Gail Holloway seconded the motion, it was unanimously approved.

French River Collaborative Oil Bid

Action

Each year the Auburn Public School participates with the French River Collaborative to procure oil for the District's buildings for the upcoming fiscal year. The French River bid was opened on February 2, 2022 and awarded on February 3, 2022. There were three bidders, with one of the vendors deemed non responsive. Peterson Oil was awarded the bid at \$2.90, being the lowest responsible and responsive bidder for fuel oil for FY23. Mrs. Wirzbicki presented the Bid Oil Analysis for the committee to review. It represents an increase of \$1.20 per gallon from this past

year's price. However, the School Department when formulating the budget for FY23 did take into consideration the fact of not having a known price and the current volatile market conditions, so we are confident with the current heating budget as previously presented for FY23.

Recommended Motion....to accept the Fuel Oil award made by the French River Collaborative on behalf of the Auburn Public Schools to Peterson Oil at the price of \$2.90 per gallon for Fiscal Year 2023.

George Scobie entertained the motion to accept the Fuel Oil award made by the French River Collaborative on behalf of the Auburn Public Schools to Peterson Oil at the price of \$2.90 per gallon for Fiscal Year 2023.as presented by Mrs. Wirzbicki.

Dottie Kauffman made a motion to accept the Fuel Oil award made by the French River Collaborative on behalf of the Auburn Public Schools to Peterson Oil at the price of \$2.90 per gallon for Fiscal Year 2023.as presented by Mrs. Wirzbicki. Gail Holloway seconded the motion, it was unanimously approved.

Year to Date Budget Report

Information

Mrs. Wirzbicki provided a year to date budget report dated February 24, 2022.

Budget Transfers

Action

Mrs. Wirzbicki provided a listing of Budget Transfers dated February 24, 2022 between the same series, along with a listing of Transfers between different series for which she was seeking approval from the committee.

Recommended Motion.....to approve the list of Transfers dated February 24, 2022 as presented by the business manager.

George Scobie entertained a motion to accept the list of transfers as presented by the Business Manager.

Jessie Harrington made a motion to approve the list of Transfers dated February 24, 2022 , Gail Holloway seconded the motion, it was unanimously approved.

2022-2023 Bus Transportation Registration

Information

Mrs. Wirzbicki stated the 2022-2023 Bus Registration forms have been placed on the District website and the deadline to register is June 1, 2022. All students wishing to ride the bus in the coming year must register regardless of whether a payment is due. Once again we will be using Zippslip for online registration and convenience. Payments can be made online with Unipay or can be dropped off or mailed with a completed registration form to the Central Administration

Building, 5 West Street. All registrations must be postmarked by June 1, 2022 or received at 5 West Street by 4:00 p.m.that day, to avoid a late fee, which will not waived.

Adjournment
Roll Call Vote

Mr. Scobie entertained the motion to adjourn for the evening at 6:50 p.m.; Meghan McCrillis made a motion to adjourn, Dottie Kauffman seconded the motion and it was unanimously approved.

Respectfully submitted,

Mandy Williams

Recording Secretary

Referenced Documents:

Warrant Articles for Annual Town Meeting

Bid Oil Analysis

Year to Date Report Dated 2/24/22

Budget Transfers Dated 2/24/22

Auburn High School

Program of Studies-Changes for 2022-2023

March 16, 2022

Math and English Language Arts

All Freshmen are required to take 3 Trimesters of Math and English Language Arts.

Fine Arts

3-D Sculpture Studio Class

This would be a 3D foundation course, no prerequisites. Students will be introduced and familiarized to the basic principles, processes, and materials of three-dimensional form through a series of projects that encourage experimentation, and conceptual development in the articulation of three-dimensional forms. Students will explore form, space, and structure through the use of design elements such as line, shape, mass, volume, surface, scale, proportion, material and color. Students will experiment with materials and processes, involving constriction, fabrication, casting, reductive and additive sculpture techniques. In this studio-based course students will explore a variety of materials including working paper/ cardboard, metal wire, plaster, plastic and fabric in both independent and group settings.

Unified Learning

Unified Wellness

Unified Wellness is a course that brings together students of all abilities to participate in activities to enhance their wellness. These activities will be a combination of lifetime sports, fitness development, group and personal challenges, as well as overall wellness activities. Students will work together to learn skills and safety involved in all activities while learning modified versions of the game. Students will be given opportunities to build relationships with one another through challenge, self-expression, enjoyment, and communication building.

Unified Digital Media

Students will learn how to handle and operate cameras , produce videos , music videos and photography. Each student in class will create a portfolio to showcase their work. This is a program that encompasses the true Auburn way. Everyone is welcome. We are here to enjoy, explore and create lifelong friendships.

Social Studies:

Historical Research

Historical Research is a unique one-trimester elective course for students in grades 11-12 that is designed to get you thinking, researching, creating and excited about studying various topics of your choosing! Incorporating technology, the internet, and in-depth book research, students will

develop and foster skills in critical research, reading, thinking, note-taking, analysis, and writing. Historical Research will teach students how to find and evaluate sources and consider the importance of multiple perspectives while examining topics of their choosing (which can span all disciplines). Students will learn how to work with resources, working to develop educated arguments and support them with evidence. Keeping an open mind, possessing the willingness to think, and enthusiastically diving into the world of research are necessary habits to be successful in this course. Course expectations include smaller assignments, group participation, class discussions, and a final research project.

Support Services:

BRYT Program

BRYT: Bridge for Resilient Youth in Transition

A unique environment for students to work alongside teachers and clinicians to reintegrate back into school setting after prolonged absence. The program is staffed by an academic liaison and a clinician to ensure a student successfully assimilates back into the general school schedule and demands.

The four components of BRYT:

- Clinical Support
- Academic Case Management
- Care Coordination
- Family Engagement

Enterprise Program:

This is a transitional program that provides a safe and nurturing environment for students who are having difficulty succeeding in the regular education classroom during part or all of the day.

Through the promotion of making appropriate choices via self-regulation, self-advocacy, and goal setting, students will become responsible for their academic, social, and emotional wellness with the assistance of program staff to successfully transition into the post-secondary world at the conclusion of their high school experience. This program will help students to:

- Feel connected to a network of building staff and program personnel focused on their needs
- Be included in all activities of the school (with support) to the extent possible
- Make progress on individual treatment goals
- Develop intrapersonal skill to work independently and collaboratively with others
- Have a clinical treatment plan that clearly supports academic, social, and behavioral goals

Clubs and Activities:

First Robotics

This club works in collaboration with students at Sutton High School. Students are tasked with building a robot and competing against other schools. We are excited to announce a great new opportunity for the students of Auburn High School to participate in the FIRST Robotics

Competition. FIRST stands for, "For Inspiration and Recognition of Science and Technology." Dubbed the varsity Sport for the Mind,[™] FIRST Robotics Competition (FRC) combines the excitement of sport with the rigors of science and technology. Under strict rules, limited resources, and time limits, teams of students are challenged to raise funds, design a team "brand," hone teamwork skills, and build and program a robot to perform prescribed tasks against a field of competitors. It's as close to "real world" engineering as a student can get. Professional Mentors volunteer their time and talents to guide each team. Robots are built in 6 weeks from a common kit of parts provided by FIRST, and typically weigh up to 150 lbs.

Students in this club will be able to:

- Work alongside professional engineers
- Build and compete with a robot of their own design
- Learn and use sophisticated hardware and software
- Develop design, project management, programming, teamwork, and strategic thinking skills
- Earn a place in the Championship
- Qualify for over *\$80 million in college scholarships*

**Town of Auburn, Massachusetts
Department of Finance**

Julie A. Jacobson
Town Manager



Edward J. Kazanovicz
Assistant Town Manager
Chief Financial Officer

Accounting Division
Edward J. Kazanovicz

March 11, 2022

To All Department Heads:

In accordance with Chapter VI-Section 6.02 of the Town's By-Laws, the mileage reimbursement rate shall be amended to 58.50 cents per mile consistent with the 2022 IRS rate. This rate shall go into effect on March 14, 2022.

Sincerely,


Edward J. Kazanovicz

104 Central Street
Auburn, MA 01501
Telephone (508) 832-7721
Fax (508) 832-6145
Email: ekazanovicz@town.auburn.ma.us
Web Site: www.auburnguide.com



UNITED STATES DEPARTMENT OF EDUCATION
OFFICE FOR CIVIL RIGHTS

61 FORSYTH STREET, SW, SUITE 19T10
ATLANTA, GA 30303-8927

REGION IV
ALABAMA
FLORIDA
GEORGIA
TENNESSEE

March 1, 2022

By email only to: chandfield@auburn.k12.ma.us

Dr. Casey J. Handfield, Ed.D.
Acting Superintendent
Auburn Public Schools
5 West Street, Auburn, MA 01501

Re: OCR Docket No. 01-19-5926
Auburn Public School District, Massachusetts

Dear Superintendent Handfield:

The U.S. Department of Education, Office for Civil Rights (OCR), has completed its directed investigation and reached a determination in the above-referenced investigation regarding the Auburn Public School District (the District). Using a preponderance of the evidence standard, OCR's investigation revealed insufficient evidence to support a conclusion that the District violated Section 504 of the Rehabilitation Act of 1973 (Section 504) and its implementing regulation at 34 C.F.R. § 104.4, and Title II of the Americans with Disabilities Act of 1990 (Title II) and its implementing regulation at 28 C.F.R. part 35.

On May 31, 2019, OCR initiated a directed investigation to determine whether the District's website and online programs exclude qualified people with disabilities from participation in, deny them the benefits of, or otherwise subject them to discrimination under any program or activity, in violation of Section 504 and Title II. In addition, OCR investigated whether the District fails to take appropriate steps to ensure that communications with applicants, participants, members of the public, and companions with disabilities are as effective as its communication with others, in violation of 28 C.F.R. § 35.160(a).

In order for OCR to determine that the District violated the law, OCR must find 1) that there were technological barriers that impeded the ability of people with disabilities to access online programs, services, and activities, and 2) that the District failed to provide equally effective alternative ways for people with disabilities to access the impacted online programs, services, or activities. Not all content and functionality on a district's website implicates the ability of people to access the district's programs, services, or activities. If, during the course of OCR's investigation, the District removes the technological barriers that impeded the ability of people with disabilities to access online programs, services, and activities, and OCR confirms the technological barriers have been removed, further investigation is unnecessary, and OCR will determine that there is insufficient evidence to support a conclusion that the District violated the law.

OCR conducted tests on February 4 and 17, 2022, and March 1, 2022, of the District's website and online programs and determined, as of the initial testing date, that there were barriers to

The Department of Education's mission is to promote student achievement and preparation for global competitiveness by fostering educational excellence and ensuring equal access.

access for people with disabilities in online programs, services, and activities on some pages, while other pages were barrier-free. The pages selected by OCR for testing included a list of approximately 15 pages representative of the District's overall online programs, services, and activities, focusing on pages of critical importance to students and members of the public. OCR reviewed the District's homepage; different templates; the most highly-trafficked pages; and other pages of importance, as listed below. OCR does not review all of a covered entity's web pages because a website is not static and web pages are always changing. Thus, it is most important for OCR to carefully test those pages that are of critical importance to a student's or member of the public's ability to access a district's programs, services, or activities.

After selecting the specific pages to be tested, OCR applied both automated and manual testing protocols to identify technological barriers to access including checking for appropriate keyboard access and navigation, semantic markup, visual focus indicators, color contrast, video captioning, and document accessibility. When OCR identified a technological barrier to access, it then performed a secondary evaluation to determine whether the technological barrier implicated the District's compliance with the law by impeding the ability of people with disabilities from having an equal opportunity to enjoy the District's online programs, services, or activities.

These are the pages on which all online programs, services, and activities were deemed to be accessible on the date of initial testing, February 4, 2022, although some may have had non-unique template-based barriers to access that were addressed through the pages listed separately, below:

- The Auburn High School page (<https://www.auburn.k12.ma.us/schools/auburn-high-school/>);
- The Covid-19 Updates page (<https://www.auburn.k12.ma.us/updates/>);
- The Pupil Services page (<https://www.auburn.k12.ma.us/departments/pupil-services/>);
- The Schools page (<https://www.auburn.k12.ma.us/schools/>);
- The Staff Directory page (<https://www.auburn.k12.ma.us/district/district-staff-directory/>);
- The I-Pad Program page (<https://www.auburn.k12.ma.us/departments/technology/1-1-ipad-program/>);
- The Go Math Resource page (<https://www.auburn.k12.ma.us/students-families/gomath-information/>);
- The Accessibility page (<https://www.auburn.k12.ma.us/ada-policy/>);
- The Accessibility Complaint Form page (<https://www.auburn.k12.ma.us/submit-ada-concern/>);

- The Notice of Procedural Safeguards PDF page (<https://campussuite-storage.s3.amazonaws.com/prod/1558541/87612908-224d-11e8-88ef-0a5d93e9ef60/2227853/5fc77800-7134-11eb-a16f-02865ea1ad13/file/Procedural%20Safeguards.pdf>); and
- The Special Education Parent Advisory Committee PDF page (<https://campussuite-storage.s3.amazonaws.com/prod/1558541/87612908-224d-11e8-88ef-0a5d93e9ef60/1998507/6dab6c32-f0e4-11e9-a190-12d36b6b0fd8/file/SEPAC%20flyer%20for%202019-2020.pdf>).

These are the pages on which OCR's initial testing identified technological barriers to access that impeded the ability of people with disabilities from having an equal opportunity to enjoy the District's online programs, services, and activities:

- On the District Homepage (<https://www.auburn.k12.ma.us>), where keyboard users could not access all features and functions, posing a barrier for individuals who are unable to use a computer mouse; keyboard users could not advance past an element on the page; the page layout, when enlarged to the point of reflow, lost content or functionality, posing a barrier for individuals with low vision; and color contrast was insufficient, posing a barrier for individuals who are blind or have low vision;
- On the Registration page (<https://www.auburn.k12.ma.us/students-families/student-registration>), where color alone was used to convey important information, posing a barrier for individuals with low vision;
- On the District Calendar PDF page (<https://campussuite-storage.s3.amazonaws.com/prod/1558541/87612908-224d-11e8-88ef-0a5d93e9ef60/2372628/3cfc7580-8913-11ec-9808-02a61867e05b/file/District%20Calendar%202021-2022.pdf>), where the PDF document lacked sufficient structure to communicate some content effectively to users, posing a barrier to individuals who use assistive technology; and
- On the February 2022 Auburn High School Lunch Menu PDF page (<https://campussuite-storage.s3.amazonaws.com/prod/1558541/87612908-224d-11e8-88ef-0a5d93e9ef60/2367544/064edd36-7ec6-11ec-9f30-0a4f445e9401/file/February%202022%20AHS%20Lunch%20Menu.pdf>), where the PDF document lacked sufficient structure to communicate some content effectively to users, posing a barrier to individuals who use assistive technology.

On February 8, 2022, OCR held a conference call with the Assistant Superintendent, Director of Technology, and Tech Support Assistant, to inform the District of the barriers and discuss the District's commitment to provide its online programs, services, and activities to people with disabilities on a nondiscriminatory basis and to ensure that communications with applicants,

participants, members of the public, and companions with disabilities are as effective as its communication with others. The District expressed an interest in removing the identified barriers to come into compliance with Section 504 and Title II. OCR conducted a follow-up call with the District on February 18, 2022, to further discuss the remediation of identified barriers.

On February 17, 2022, and March 1, 2022, OCR conducted additional manual and automated testing of the District's website and confirmed the identified barriers had been removed and the District had developed a strategy to remain in compliance with the law, consistent with its expressed commitment. Specifically, OCR confirmed the following:

- On the District Homepage (<https://www.auburn.k12.ma.us>), where keyboard users were able to access all features and functions; keyboard users could reach all elements; when the page was enlarged to the point of reflow, all content and functionality was preserved; and color contrast was corrected;
- On the Registration page (<https://www.auburn.k12.ma.us/students-families/student-registration>), where color alone was no longer used to convey important information;
- On the District Calendar page (<https://campussuite-storage.s3.amazonaws.com/prod/1558541/87612908-224d-11e8-88ef-0a5d93e9ef60/2372628/3cfc7580-8913-11ec-9808-02a61867e05b/file/District%20Calendar%202021-2022.pdf>), where content originally provided in an inaccessible PDF was replaced with an accessible version (<https://www.auburn.k12.ma.us/students-families/accessible-district-calendar>);
- On the March 2022 Auburn High School Lunch Menu PDF page (<https://campussuite-storage.s3.amazonaws.com/prod/1558541/87612908-224d-11e8-88ef-0a5d93e9ef60/2381230/db37dd16-98cc-11ec-8d29-0e2e6b0b80a9/file/March%202022%20AHS%20Lunch%20Menu.pdf>), where the PDF document had sufficient structure to communicate its content effectively to individuals who use assistive technology; and
- To the extent the earlier-identified barriers were template-based, the remedies automatically flowed to all pages sharing each such template.

Because the District remediated all identified barriers on the tested pages that impeded the ability of people with disabilities to access the District's online programs, services, and activities, OCR determined that there was insufficient evidence that the District violated Section 504 or Title II.

This concludes OCR's directed investigation and should not be interpreted to address the District's compliance with any other regulatory provision or to address any issues other than those addressed in this letter. This letter sets forth OCR's determination in an individual OCR directed investigation. This letter is not a formal statement of OCR policy and should not be relied upon, cited, or construed as such.

Under the Freedom of Information Act, it may be necessary to release this document and related correspondence and records upon request. In the event that OCR receives such a request, we will seek to protect, to the extent provided by law, personally identifiable information, which, if released, could reasonably be expected to constitute an unwarranted invasion of personal privacy.

If you have any questions, please contact me at 404-974-9444 or Miyong.Loughlin@ed.gov.

Sincerely,

A handwritten signature in blue ink, appearing to read 'Miyong Loughlin', with a stylized, cursive script.

Miyong Loughlin
Attorney

Courtesy copy by email only to:

Elizabeth Chamberland
Assistant Superintendent
echamberland@auburn.k12.ma.us



Todd R. Lemon, Chief of Police

Town of Auburn Police Department
416 Oxford Street North
Auburn, Massachusetts 01501
Telephone: (508) 832-7777 Facsimile: (508) 832-7781

Serving The Community Through Knowledge & Vigilance

March 10, 2022

In October 2021, a departmental memorandum was sent to the patrol officers to fill an anticipated vacancy in the School Resource Officer position. The vacancy was due to the impending promotion of Sergeant Brian Kennedy who diligently served in that position for many years.

The strong partnership and trust between the Auburn Police Department and the Auburn Public Schools is something that I am particularly proud of due to the efforts, collaboration and strong relationship that has been forged over the years between police and school personnel.

It is my honor to inform department and school personnel that Officer John O'Brien has been selected as the new School Resource Officer and Liaison with the Auburn Public Schools.

Officer O'Brien has been involved with the community, schools, child safety programs, coaching, Special Olympics and other community efforts for the last 22 years of service.

Once Officer O'Brien receives the requisite training and certifications his assignment will commence for the 2022 / 2023 school year.

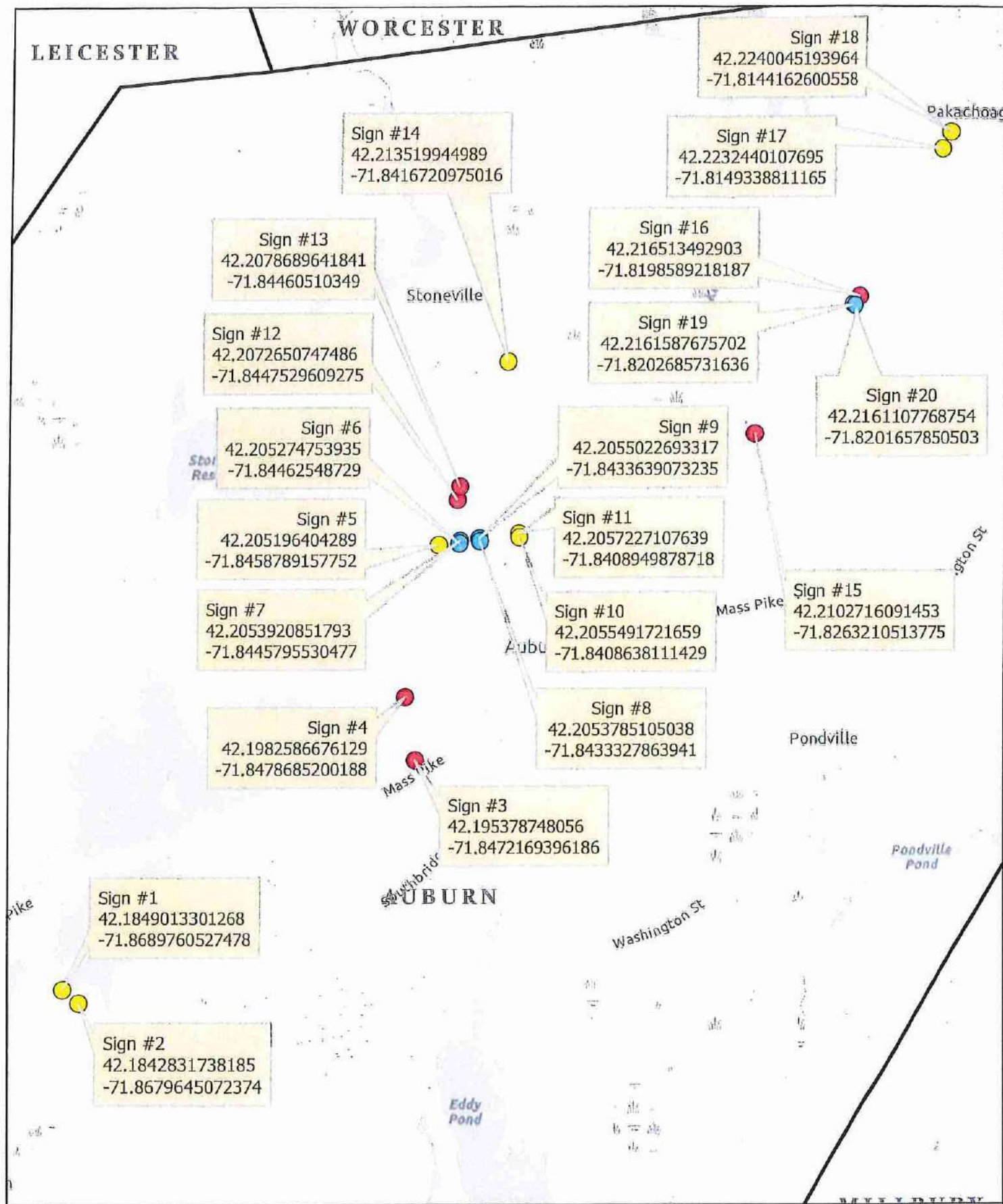
Respectfully,


Todd R. Lemon
Chief of Police

Patrolman, Stephen A. Lukas
Killed in the Line of Duty
01 January 1986

In Memory

Patrolman, Ronald Tarentino Jr.
Killed in the Line of Duty
22 May 2016



LOCUS MAP - SHARED STREETS GRANT



0 0.25 0.5 1 Miles

- Dual Blinking Speed Sign
- Dual Blinking Speed Sign + Blinking X-Walk Sign
- Radar Speed Limit Sign



Type

Dual Blinking Speed Sign

Dual Blinking Speed Sign

Radar Speed Limit Sign

Radar Speed Limit Sign

Dual Blinking Speed Sign

Actuated Blinking X-Walk Sign

Actuated Blinking X-Walk Sign

Actuated Blinking X-Walk Sign

Actuated Blinking X-Walk Sign

Dual Blinking Speed Sign

Dual Blinking Speed Sign

Radar Speed Limit Sign

Radar Speed Limit Sign

Dual Blinking Speed Sign

Radar Speed Limit Sign

Radar Speed Limit Sign

Dual Blinking Speed Sign

Dual Blinking Speed Sign

Actuated Blinking X-Walk Sign

Actuated Blinking X-Walk Sign

Id	Lat	Long
1	42.1849013301268	-71.8689760527478
2	42.1842831738185	-71.8679645072374
3	42.195378748056	-71.8472169396186
4	42.1982586676129	-71.8478685200188
5	42.205196404289	-71.8458789157752
6	42.205274753935	-71.84462548729
7	42.2053920851793	-71.8445795530477
8	42.2053785105038	-71.8433327863941
9	42.2055022693317	-71.8433639073235
10	42.2055491721659	-71.8408638111429
11	42.2057227107639	-71.8408949878718
12	42.2072650747486	-71.8447529609275
13	42.2078689641841	-71.84460510349
14	42.213519944989	-71.8416720975016
15	42.2102716091453	-71.8263210513775
16	42.216513492903	-71.8198589218187
17	42.2232440107695	-71.8149338811165
18	42.2240045193964	-71.8144162600558
19	42.2161587675702	-71.8202685731636
20	42.2161107768754	-71.8201657850503



2012-2021 Police Agency Report created: 3/1/2022

The Police Agency report displays the number of Crash Reports entered into RMV's Crash Data System (CDS), broken down by Police Agency.

Police Agency	Average	2012	2013	2014	2015	2016	2017	2018	2019	2020
(Campus Police)	12.3	5	5	0	9	12	14	20	30	13
(Non-police)	0.0	0	0	0	0	0	0	0	0	0
(Other Police)	7.9	24	30	6	8	0	3	1	3	1
(State Police)	21,969.6	18,160	19,521	20,316	22,679	23,303	23,536	24,553	25,381	18,001
(Transit Police)	78.7	134	81	94	104	68	17	85	92	48
ABINGTON	448.1	427	476	504	545	447	429	431	470	300
ACTON	245.3	234	233	240	315	293	293	296	271	137
ACUSHNET	135.9	94	137	151	165	147	154	123	139	120
ADAMS	181.8	179	201	194	225	196	195	155	174	141
AGAWAM	497.3	418	426	432	484	493	513	565	677	438
ALFORD	0.0	0	0	0	0	0	0	0	0	0
AMESBURY	225.6	296	281	181	259	157	233	247	226	176
AMHERST	352.5	372	256	366	421	401	380	442	371	235
ANDOVER	548.8	522	543	549	548	575	651	651	663	357
ARLINGTON	446.3	548	568	533	531	502	494	424	398	224
ASHBURNHAM	80.1	68	76	95	78	96	82	86	103	58
ASHBY	47.4	33	35	50	54	52	54	52	44	44
ASHFIELD	8.3	15	8	7	2	2	11	7	11	10
ASHLAND	230.0	238	229	229	211	279	236	214	262	195
ATHOL	173.9	197	168	192	192	188	129	183	138	140
ATTLEBORO	911.1	862	716	879	941	1,054	954	967	940	750
AUBURN	391.1	450	425	447	416	409	402	380	396	275
AVON	156.9	119	118	131	145	155	162	152	212	183
AYER	101.1	103	102	110	106	120	112	105	91	76
BARNSTABLE	1,135.7	1,199	1,105	1,141	1,238	1,164	1,252	1,180	1,218	853
BARRE	61.9	80	75	76	61	83	85	62	48	29
BECKET	27.8	38	28	22	23	29	28	30	44	22
BEDFORD	220.5	248	264	249	218	258	237	235	232	129
BELCHERTOWN	226.9	223	206	258	253	223	262	244	228	166
BELLINGHAM	533.1	467	443	500	527	675	574	641	574	382
BELMONT	289.2	282	305	313	329	335	329	333	298	162
BERKLEY	68.4	48	52	85	80	49	86	68	69	74
BERLIN	98.1	86	105	93	92	84	118	120	118	69
BERNARDSTON	20.5	22	18	23	25	13	19	21	24	26
BEVERLY	501.4	547	507	549	553	547	537	555	468	323
BILLERICA	523.3	488	540	564	601	632	580	558	538	355
BLACKSTONE	130.6	110	119	133	134	148	155	145	160	102
BLANDFORD	0.2	0	0	0	0	0	0	0	2	0
BOLTON	142.1	127	127	132	127	157	169	169	168	112
BOSTON	1,049.7	1,210	1,039	1,026	849	888	2,037	1,433	854	538
BOURNE	388.5	413	397	409	429	426	382	364	456	299



2012-2021 Police Agency Report created: 3/1/2022

The Police Agency report displays the number of Crash Reports entered into RMV's Crash Data System (CDS), broken down by town/city.

BOXBOROUGH	46.9	37	44	44	43	43	73	50	54	42
BOXFORD	71.9	86	64	67	82	56	115	70	80	52
BOYLSTON	64.4	83	61	85	78	62	70	77	49	33
BRAINTREE	412.2	384	447	430	468	446	477	402	431	310
BREWSTER	114.4	118	110	127	138	110	109	132	106	83
BRIDGEWATER	424.7	396	399	445	476	450	474	441	472	299
BRIMFIELD	25.8	31	8	1	1	46	23	55	13	47
BROCKTON	2,198.9	2,048	2,141	2,148	2,190	2,334	2,341	2,350	2,299	1,902
BROOKFIELD	32.6	35	23	29	47	29	13	50	38	35
BROOKLINE	342.3	296	168	345	351	463	447	368	400	246
BUCKLAND	2.1	2	0	0	1	1	0	3	10	1
BURLINGTON	391.4	365	477	400	415	440	470	428	437	254
CAMBRIDGE	1,272.0	1,338	1,276	1,245	1,248	1,619	1,341	1,363	1,384	792
CANTON	303.0	310	272	394	414	337	373	366	230	174
CARLISLE	45.0	46	44	41	53	59	54	43	51	31
CARVER	180.2	153	168	182	203	181	196	184	200	162
CHARLEMONT	0.0	0	0	0	0	0	0	0	0	0
CHARLTON	262.3	182	182	164	198	251	304	445	268	308
CHATHAM	70.2	73	75	78	74	92	75	65	59	52
CHELMSFORD	408.4	418	416	466	476	475	408	427	396	283
CHELSEA	732.0	732	825	801	764	779	808	736	687	535
CHESHIRE	23.6	26	26	16	27	5	0	30	36	33
CHESTER	0.6	0	0	2	0	0	0	1	2	1
CHESTERFIELD	6.7	19	15	5	0	8	12	4	1	3
CHICOPEE	1,485.1	1,162	1,154	1,230	1,626	1,704	1,744	1,692	1,758	1,366
CHILMARK	10.5	0	0	0	22	21	9	19	14	12
CLARKSBURG	0.3	1	0	1	0	0	0	0	1	0
CLINTON	67.1	43	47	33	55	100	93	103	84	49
COHASSET	121.3	143	151	126	156	145	154	73	74	91
COLRAIN	2.2	0	1	0	0	6	14	0	0	1
CONCORD	246.3	238	237	260	276	282	271	277	300	140
CONWAY	0.2	0	0	0	0	1	0	0	1	0
CUMMINGTON	0.3	0	2	0	0	0	1	0	0	0
DALTON	104.1	100	135	130	116	130	119	95	79	68
DANVERS	445.5	517	443	493	482	443	470	462	474	311
DARTMOUTH	513.1	639	132	592	590	644	558	540	492	433
DEDHAM	345.9	416	433	417	392	377	339	296	315	212
DEERFIELD	100.6	100	87	114	111	113	105	103	100	91
DENNIS	385.4	454	515	451	448	376	360	386	358	183
DIGHTON	95.5	65	71	102	91	104	105	115	103	89
DOUGLAS	117.8	121	118	129	111	133	137	116	114	81
DOVER	95.3	72	92	87	92	103	124	125	111	58



2012-2021 Police Agency Report

created: 3/1/2022

The Police Agency report displays the number of Crash Reports entered into RMV's Crash Data System (CDS), broken down by town.

DRACUT	391.3	339	377	382	420	353	364	445	441	348
DUDLEY	176.5	154	127	196	192	209	200	190	190	143
DUNSTABLE	51.2	52	54	45	35	57	72	49	54	37
DUXBURY	145.6	115	114	126	161	190	161	173	162	108
EAST BRIDGEWATER	306.5	249	303	281	284	326	359	334	316	222
EAST BROOKFIELD	34.6	35	40	29	47	45	39	0	52	24
EAST LONGMEADOW	348.4	383	384	402	389	375	383	344	359	205
EASTHAM	128.9	146	123	104	139	142	133	149	114	115
EASTHAMPTON	278.1	295	273	290	277	328	306	279	295	212
EASTON	430.8	356	408	385	443	466	470	497	458	368
EDGARTOWN	39.1	35	29	27	46	61	36	42	38	34
EGREMONT	11.7	39	31	26	21	0	0	0	0	0
ERVING	27.9	24	25	26	21	29	24	45	42	27
ESSEX	33.7	33	17	33	37	26	41	42	39	33
EVERETT	246.2	205	230	277	281	313	309	270	201	188
FAIRHAVEN	469.6	454	501	450	457	470	469	522	515	415
FALL RIVER	2,418.7	2,420	2,460	2,786	2,552	2,440	2,375	2,391	2,513	2,305
FALMOUTH	777.8	760	706	836	842	840	844	750	771	637
FITCHBURG	1,262.9	1,156	1,239	1,237	1,430	1,319	1,249	1,367	1,352	1,037
FLORIDA	0.0	0	0	0	0	0	0	0	0	0
FOXBOROUGH	329.4	297	270	344	370	383	372	356	397	191
FRAMINGHAM	1,382.7	1,336	1,271	1,363	1,463	1,331	1,605	1,548	1,669	980
FRANKLIN	314.4	357	366	338	325	345	351	330	322	196
FREETOWN	142.9	118	144	103	160	144	151	169	164	136
GARDNER	507.2	502	484	573	557	562	570	514	474	367
GAY HEAD/AQUINNAH	3.0	2	0	1	4	1	2	5	9	3
GEORGETOWN	109.1	88	116	114	120	97	134	107	134	83
GILL	10.2	5	0	5	1	0	3	32	20	18
GLOUCESTER	491.0	225	232	446	536	568	602	537	700	496
GOSHEN	12.8	11	6	15	13	10	15	17	18	14
GOSNOLD	0.0	0	0	0	0	0	0	0	0	0
GRAFTON	180.6	132	152	182	183	194	206	205	216	160
GRANBY	167.5	165	168	153	173	209	183	170	178	128
GRANVILLE	0.6	4	2	0	0	0	0	0	0	0
GREAT BARRINGTON	208.0	230	216	221	250	221	218	212	223	133
GREENFIELD	348.9	460	345	426	396	309	291	315	363	253
GROTON	177.9	152	173	197	201	187	189	197	180	142
GROVELAND	52.5	57	63	47	43	63	55	40	70	45
HADLEY	333.2	288	266	259	398	458	374	397	410	226
HALIFAX	86.8	84	84	72	102	109	92	83	86	62
HAMILTON	73.6	59	84	69	67	89	85	83	69	55
HAMPDEN	54.4	37	68	59	57	54	71	50	49	41



2012-2021 Police Agency Report

created: 3/1/2022

The Police Agency report displays the number of Crash Reports entered into RMV's Crash Data System (CDS), broken down by Police Agency.

HANCOCK	0.0	0	0	0	0	0	0	0	0	0
HANOVER	194.4	179	146	189	248	235	224	184	204	152
HANSON	155.4	130	160	118	183	168	158	203	172	135
HARDWICK	28.9	32	2	27	30	38	36	49	26	27
HARVARD	64.6	45	63	75	58	89	66	73	67	46
HARWICH	226.3	165	204	217	223	300	244	218	261	201
HATFIELD	10.8	0	0	1	1	2	27	32	23	15
HAVERHILL	1,489.6	1,164	1,097	1,519	1,813	1,802	1,712	1,697	1,639	1,174
HAWLEY	0.0	0	0	0	0	0	0	0	0	0
HEATH	0.3	0	2	1	0	0	0	0	0	0
HINGHAM	401.2	373	341	346	415	523	486	491	410	299
HINSDALE	6.3	0	0	0	1	29	31	2	0	0
HOLBROOK	213.1	204	210	218	241	212	211	218	236	151
HOLDEN	228.7	220	216	229	208	269	276	249	231	149
HOLLAND	0.0	0	0	0	0	0	0	0	0	0
HOLLISTON	217.6	233	216	237	224	224	235	212	223	184
HOLYOKE	1,579.2	1,491	1,511	1,535	1,622	1,662	1,715	1,785	1,671	1,312
HOPEDALE	57.0	33	28	36	59	83	69	83	61	46
HOPKINTON	243.4	240	254	231	254	265	236	287	294	163
HUBBARDSTON	47.3	0	76	59	51	60	43	61	42	43
HUDSON	395.7	340	438	413	402	419	423	433	465	287
HULL	93.1	9	80	103	97	97	69	91	134	113
HUNTINGTON	4.3	0	0	0	7	11	6	5	5	5
IPSWICH	149.8	100	112	114	148	169	205	157	198	127
KINGSTON	201.7	57	226	202	268	227	231	245	191	166
LAKEVILLE	188.9	151	205	226	214	225	179	191	186	151
LANCASTER	160.8	143	114	157	141	187	185	182	194	148
LANESBOROUGH	31.6	1	0	0	1	0	26	65	76	63
LAWRENCE	1,331.9	1,026	1,020	1,045	1,036	1,611	1,736	1,677	1,629	1,106
LEE	121.7	75	136	156	134	145	114	119	121	106
LEICESTER	234.2	207	241	229	226	268	226	267	276	198
LENOX	134.1	103	142	139	121	188	141	154	133	93
LEOMINSTER	1,023.0	797	969	1,006	1,116	1,274	1,193	1,035	1,105	771
LEVERETT	9.7	1	0	0	0	26	5	7	20	20
LEXINGTON	355.8	373	385	444	452	416	385	348	365	179
LEYDEN	1.4	0	3	1	1	0	3	6	0	0
LINCOLN	83.6	79	88	74	103	111	92	95	94	32
LITTLETON	202.5	140	136	215	237	229	230	263	225	156
LONGMEADOW	199.1	152	153	132	139	124	331	307	284	153
LOWELL	2,993.9	2,883	2,941	3,162	3,275	3,294	3,426	3,192	3,077	2,163
LUDLOW	467.6	397	371	355	519	542	607	512	529	384
LUNENBURG	169.8	161	129	158	181	160	157	151	219	200



2012-2021 Police Agency Report

created: 3/1/2022

The Police Agency report displays the number of Crash Reports entered into RMV's Crash Data System (CDS), broken down by Police Agency.

LYNN	2,230.1	2,037	2,122	2,614	2,891	3,032	2,712	2,013	1,837	1,294
LYNNFIELD	166.2	130	169	148	206	219	187	180	170	110
MALDEN	765.2	834	757	474	709	787	944	907	876	617
MANCHESTER	39.6	30	30	35	38	41	67	32	57	39
MANSFIELD	375.9	354	368	435	400	448	402	410	395	234
MARBLEHEAD	227.4	188	234	181	190	208	285	270	303	214
MARION	97.2	94	77	70	97	90	105	115	119	110
MARLBOROUGH	972.6	1,031	1,087	1,067	1,101	1,059	991	1,028	895	631
MARSHFIELD	345.5	390	405	364	386	358	336	372	284	264
MASHPEE	326.1	358	395	356	331	354	327	307	292	245
MATTAPOISETT	71.4	55	50	35	44	45	83	89	133	101
MAYNARD	119.8	67	119	142	146	139	157	126	109	97
MEDFIELD	148.6	170	154	140	152	205	169	92	150	115
MEDFORD	606.1	511	609	515	564	690	693	693	672	490
MEDWAY	163.0	161	171	162	138	153	188	171	176	138
MELROSE	255.9	274	277	257	270	298	298	258	282	165
MENDON	173.4	141	162	200	195	184	168	213	220	113
MERRIMAC	42.9	0	38	46	56	61	44	50	59	40
METHUEN	1,068.0	1,051	1,096	950	1,177	1,252	1,153	1,175	1,455	663
MIDDLEBOROUGH	698.3	622	674	635	702	797	774	750	767	520
MIDDLEFIELD	0.0	0	0	0	0	0	0	0	0	0
MIDDLETON	186.1	201	208	194	205	169	201	184	183	142
MILFORD	949.5	955	920	1,071	963	1,038	907	980	1,016	734
MILLBURY	152.0	180	171	132	128	137	96	96	190	190
MILLIS	70.7	48	41	67	52	41	77	110	96	69
MILLVILLE	28.2	16	37	22	34	39	39	36	29	14
MILTON	355.9	332	331	290	306	379	413	399	402	291
MONROE	0.0	0	0	0	0	0	0	0	0	0
MONSON	40.0	50	62	61	50	53	33	21	16	24
MONTAGUE	123.0	114	123	145	156	136	128	118	112	99
MONTEREY	4.5	9	12	12	12	0	0	0	0	0
MONTGOMERY	0.0	0	0	0	0	0	0	0	0	0
MOUNT WASHINGTON	0.0	0	0	0	0	0	0	0	0	0
NAHANT	19.5	4	14	34	35	29	26	8	17	26
NANTUCKET	198.9	147	224	174	235	210	235	176	223	249
NATICK	773.3	735	872	831	872	842	899	862	793	469
NEEDHAM	375.2	365	389	360	409	431	423	381	423	250
NEW ASHFORD	0.0	0	0	0	0	0	0	0	0	0
NEW BEDFORD	3,127.3	2,821	2,983	2,927	2,939	2,901	3,408	3,354	3,322	2,975
NEW BRAINTREE	14.8	0	0	6	22	17	11	32	22	18
NEW MARLBOROUGH	7.5	11	12	12	4	0	6	3	15	1
NEW SALEM	1.2	0	1	1	0	6	3	0	1	0



2012-2021 Police Agency Report created: 3/1/2022

The Police Agency report displays the number of Crash Reports entered into RMV's Crash Data System (CDS), broken down by Police Agency.

NEWBURY	72.5	64	76	70	96	89	83	88	69	54
NEWBURYPORT	172.2	134	166	174	172	178	165	93	232	178
NEWTON	1,253.4	1,232	1,138	1,333	1,362	1,403	1,515	1,429	1,321	753
NORFOLK	86.8	81	97	103	114	76	90	88	88	51
NORTH ADAMS	374.0	396	412	390	411	370	407	346	372	308
NORTH ANDOVER	421.1	290	367	485	440	403	408	545	514	333
NORTH ATTLEBOROUGH	530.8	451	690	606	564	572	551	516	565	369
NORTH BROOKFIELD	55.0	43	48	50	40	69	72	61	61	61
NORTH READING	173.8	129	135	158	185	198	195	197	225	156
NORTHAMPTON	494.0	522	518	517	539	568	544	504	502	319
NORTHBOROUGH	265.9	342	302	321	309	306	292	249	264	145
NORTHBRIDGE	217.1	180	216	226	225	232	240	228	226	174
NORTHFIELD	36.1	34	42	37	33	44	45	2	45	40
NORTON	269.4	247	247	248	282	296	298	290	311	204
NORWELL	181.6	111	211	218	179	228	208	224	179	129
NORWOOD	387.5	476	436	390	437	405	398	398	366	243
OAK BLUFFS	51.9	70	45	52	80	82	65	43	29	27
OAKHAM	17.2	0	0	24	29	28	20	19	16	18
ORANGE	89.8	16	81	103	91	118	102	127	113	78
ORLEANS	90.5	104	105	106	117	97	66	86	79	63
OTIS	4.1	6	10	4	4	3	3	4	1	3
OXFORD	263.7	262	248	291	309	269	324	265	288	194
PALMER	211.1	289	339	145	260	304	308	269	194	3
PAXTON	56.7	43	55	75	58	64	68	53	61	52
PEABODY	861.6	938	899	1,017	999	1,164	1,051	948	604	522
PELHAM	6.7	0	0	0	0	0	2	19	18	22
PEMBROKE	281.3	291	277	320	309	307	288	288	264	229
PEPPERELL	178.2	196	216	173	165	219	192	191	155	113
PERU	2.8	10	2	1	1	9	1	0	0	0
PETERSHAM	10.0	6	13	14	3	6	16	14	13	10
PHILLIPSTON	5.1	17	16	0	15	0	0	1	1	1
PITTSFIELD	884.1	925	831	963	980	844	1,036	792	854	723
PLAINFIELD	3.1	10	8	2	1	3	2	2	2	0
PLAINVILLE	186.9	138	220	200	201	190	226	197	173	117
PLYMOUTH	700.3	674	713	774	688	729	754	767	727	521
PLYMPTON	45.9	36	41	41	42	33	58	78	59	49
PRINCETON	53.9	48	57	43	42	62	58	70	57	53
PROVINCETOWN	69.5	79	74	50	51	49	57	112	78	64
QUINCY	1,695.0	1,506	1,584	1,816	1,842	1,859	1,983	1,796	1,753	1,251
RANDOLPH	343.6	151	1	458	430	465	463	414	449	306
RAYNHAM	372.7	295	337	369	437	413	386	383	426	311
READING	403.5	383	288	451	468	462	481	446	443	268



2012-2021 Police Agency Report

created: 3/1/2022

The Police Agency report displays the number of Crash Reports entered into RMV's Crash Data System (CDS), broken down by town.

REHOBOTH	255.3	222	303	240	291	263	256	281	280	182
REVERE	476.6	335	418	477	534	513	584	575	465	348
RICHMOND	0.0	0	0	0	0	0	0	0	0	0
ROCHESTER	93.3	71	101	78	84	91	97	107	110	103
ROCKLAND	201.0	185	91	157	239	260	230	252	197	189
ROCKPORT	43.5	16	13	32	44	36	65	53	64	61
ROWE	0.0	0	0	0	0	0	0	0	0	0
ROWLEY	93.1	85	103	84	111	94	105	108	78	62
ROYALSTON	0.0	0	0	0	0	0	0	0	0	0
RUSSELL	0.1	0	0	0	0	0	1	0	0	0
RUTLAND	110.0	102	97	119	127	142	139	122	123	78
SALEM	717.3	835	887	802	675	648	731	690	759	520
SALISBURY	229.6	128	253	247	232	252	254	247	255	215
SANDISFIELD	0.2	1	0	0	0	0	0	1	0	0
SANDWICH	286.3	258	248	226	369	355	350	334	265	216
SAUGUS	425.5	343	392	378	370	492	487	483	450	386
SAVOY	0.0	0	0	0	0	0	0	0	0	0
SCITUATE	159.4	146	169	200	171	180	182	204	105	84
SEEKONK	546.4	524	560	545	675	673	596	588	316	405
SHARON	237.5	223	254	256	264	239	245	258	271	144
SHEFFIELD	5.5	3	0	0	0	49	2	0	1	0
SHELBURNE	26.1	20	28	0	27	26	1	42	56	32
SHERBORN	154.3	150	144	160	155	176	181	172	161	116
SHIRLEY	52.8	53	60	58	69	44	61	9	76	53
SHREWSBURY	597.8	544	536	540	585	570	636	708	729	527
SHUTESBURY	0.6	3	0	0	0	0	1	0	1	0
SOMERSET	423.3	435	502	487	438	466	413	406	399	319
SOMERVILLE	499.8	532	558	503	544	614	517	463	516	365
SOUTH HADLEY	213.2	261	241	246	251	224	236	226	294	103
SOUTHAMPTON	60.3	44	51	52	58	73	79	80	58	47
SOUTHBOROUGH	250.8	150	124	187	339	325	352	324	301	183
SOUTHBRIDGE	388.1	368	390	428	464	434	405	446	407	282
SOUTHWICK	137.5	179	154	144	140	146	163	162	104	72
SPENCER	220.6	233	233	199	234	229	242	220	208	184
SPRINGFIELD	3,992.3	4,084	3,935	3,713	3,919	4,155	4,196	4,468	4,302	3,308
STERLING	127.5	102	140	118	151	157	127	151	131	92
STOCKBRIDGE	63.1	57	63	69	88	54	41	81	75	43
STONEHAM	214.2	200	217	216	196	261	292	247	232	117
STOUGHTON	620.4	639	585	669	759	736	730	649	646	359
STOW	97.8	111	77	118	114	114	120	84	102	63
STURBRIDGE	257.9	292	276	233	229	255	262	318	261	212
SUDBURY	262.0	267	241	271	251	276	302	292	301	199



2012-2021 Police Agency Report

created: 3/1/2022

The Police Agency report displays the number of Crash Reports entered into RMV's Crash Data System (CDS), broken down by Police Agency and Crash Type.

SUNDERLAND	39.7	34	31	40	39	47	51	37	55	33
SUTTON	121.0	114	125	113	109	134	133	135	128	111
SWAMPSCOTT	152.8	133	156	158	140	190	188	155	146	97
SWANSEA	544.6	566	594	570	566	613	557	530	520	403
TAUNTON	1,144.8	1,177	878	885	1,133	1,184	1,143	1,127	1,342	1,000
TEMPLETON	77.8	58	56	6	94	91	98	114	89	78
TEWKSBURY	536.3	525	598	609	579	656	617	639	488	390
TISBURY	66.7	75	101	64	90	70	51	55	52	57
TOLLAND	0.1	0	1	0	0	0	0	0	0	0
TOPSFIELD	77.0	68	54	63	80	98	101	69	83	79
TOWNSEND	125.7	127	132	141	133	127	110	124	134	109
TRURO	50.2	49	63	32	52	57	54	58	66	35
TYNGSBOROUGH	260.0	252	279	247	283	301	301	248	293	205
TYRINGHAM	2.0	2	1	3	3	1	0	3	2	3
UPTON	125.5	115	1	142	160	176	146	165	115	90
UXBRIDGE	166.7	1	1	51	147	290	271	252	267	220
WAKEFIELD	321.8	361	374	327	378	327	357	275	344	204
WALES	0.0	0	0	0	0	0	0	0	0	0
WALPOLE	383.6	401	384	391	400	411	447	412	370	269
WALTHAM	1,286.8	1,170	1,253	1,189	1,338	1,225	1,480	1,406	1,592	989
WARE	200.7	193	181	196	195	233	196	205	231	203
WAREHAM	524.7	521	523	509	634	583	511	511	555	476
WARREN	21.8	35	16	54	40	41	1	30	0	0
WARWICK	4.6	0	0	0	0	1	0	9	8	10
WASHINGTON	0.2	0	0	0	0	0	0	0	2	0
WATERTOWN	321.5	386	345	325	336	376	349	344	334	169
WAYLAND	226.5	221	257	225	259	255	264	261	238	117
WEBSTER	374.1	398	424	375	396	366	421	390	386	280
WELLESLEY	712.9	785	817	781	790	839	758	742	749	380
WELLFLEET	108.7	117	117	113	127	108	124	101	94	78
WENDELL	3.2	7	3	1	0	5	1	1	0	7
WENHAM	58.8	45	52	65	61	84	82	64	53	28
WEST BOYLSTON	99.2	56	103	98	99	103	101	94	116	113
WEST BRIDGEWATER	326.4	238	306	304	341	389	400	394	353	203
WEST BROOKFIELD	12.0	7	9	7	3	15	21	25	4	4
WEST NEWBURY	45.9	39	47	47	38	52	64	42	39	50
WEST SPRINGFIELD	625.9	634	605	535	652	501	612	423	864	646
WEST STOCKBRIDGE	0.5	3	0	2	0	0	0	0	0	0
WEST TISBURY	38.3	32	30	29	42	58	41	62	43	13
WESTBOROUGH	511.3	471	527	480	521	458	590	616	631	351
WESTFIELD	659.8	731	690	568	733	741	719	611	692	565
WESTFORD	442.6	502	581	484	430	500	388	454	467	276



2012-2021 Police Agency Report created: 3/1/2022

The Police Agency report displays the number of Crash Reports entered into RMV's Crash Data System (CDS), broken down by town/city.

WESTHAMPTON	5.1	5	6	6	4	6	8	7	2	3
WESTMINSTER	131.1	147	92	117	78	189	166	180	110	109
WESTON	315.9	309	339	313	361	342	382	367	345	142
WESTPORT	292.9	279	306	285	300	317	322	337	324	230
WESTWOOD	417.3	412	421	424	446	486	427	481	447	252
WEYMOUTH	1,089.7	1,257	1,145	1,160	1,204	1,236	1,171	1,010	1,030	744
WHATELY	24.5	15	28	29	21	27	28	28	27	18
WHITMAN	245.1	226	234	253	277	265	261	262	259	180
WILBRAHAM	292.0	306	296	300	323	337	348	290	297	198
WILLIAMSBURG	34.1	45	49	31	48	29	30	39	25	34
WILLIAMSTOWN	102.3	44	56	117	89	88	133	207	138	109
WILMINGTON	398.2	403	458	427	407	461	432	437	417	303
WINCHENDON	224.8	210	246	207	232	244	277	247	223	196
WINCHESTER	223.5	249	223	267	295	213	270	242	201	126
WINDSOR	10.2	15	10	10	9	21	11	5	7	11
WINTHROP	154.4	98	150	145	181	178	186	160	156	138
WOBURN	775.8	755	634	723	874	949	899	909	760	536
WORCESTER	4,652.1	4,601	4,491	4,980	5,048	5,231	5,198	5,189	4,635	3,189
WORTHINGTON	2.4	0	0	0	0	0	1	6	4	6
WRENTHAM	262.9	263	307	268	258	307	275	277	272	153
YARMOUTH	475.9	541	489	442	513	519	473	501	474	376
Total	131,195.6	122,639	125,284	130,221	139,045	143,472	145,068	142,259	140,926	100,660

MassDOT makes no representation as to the accuracy, adequacy, reliability, availability or completeness of the crash records or the data collected from them. MassDOT is not responsible for any errors or omissions in such records or data. Under no circumstance will MassDOT have any liability for any loss or damage incurred by any party as a result of the use of the crash records or the data collected from them. Furthermore, the data contained in the web-based crash report tool are not an official record of what transpired in a particular crash or for a particular crash type. If a user is interested in an official copy of a crash report, contact the RMV at <http://www.mass.gov/rmv/>.

The City of Boston Police Department may be contacted directly for official copies of crash reports and for crash data pertaining to the City of Boston. In any case, any crash records or data provided for the years 2020 and later are subject to change at any time and are not to be considered up-to-date or complete. All open years' of crash data are for informational purposes only and should not be used for analysis.

The data posted on this website, including crash records and other reports, are collected for the purpose of identifying, evaluating or planning the safety enhancement of potential crash sites, hazardous roadway conditions or railway-highway crossings. Under federal law, this information is not subject to discovery and cannot be admitted into evidence in any federal or state court proceeding or considered for other purposes in any action for damages that involves the use of a vehicle.



wn by police agency. The report defaults to the last 5 years, but any range of up to 10 years can be selected.

2021
15
0
3
24,246
64
452
141
129
158
527
0
200
281
429
241
59
56
10
207
212
1,048
311
192
86
1,007
20
14
135
206
548
206
73
96
14
428
377
100
0
133
623
310

Speed Management Project Cost Estimate

For: 2022 Shared Streets Grant

Date: Tuesday, March 1, 2022

Location: Town of Auburn, MA

Item No.	Description	Estimated Quantity		Unit Price	Total Price
1	Unclassified excavation	23	CY	\$ 20.00	\$ 460.00
2	Gravel Borrow	17	CY	\$ 30.00	\$ 510.00
3	Concrete Sidewalk Ramps	65	SY	\$ 100.00	\$ 6,500.00
4	Concrete Transition curbing	72	LF	\$ 70.00	\$ 5,040.00
5	Detectable Warning Panel	5	Each	\$ 150.00	\$ 750.00
6	Chain link fence relocation	40	LF	\$ 100.00	\$ 4,000.00
7	Electrical work for utility Power Signs	5	Each	\$ 2,000.00	\$ 10,000.00
8	Sign Post Installation	20	Each	\$ 2,000.00	\$ 40,000.00
9	Dual Blinking Speed signs - Solar	3	Each	\$ 3,350.00	\$ 10,050.00
10	Dual Blinking Speed Signs - AC	5	Each	\$ 3,150.00	\$ 15,750.00
11	Radar Speed Signs	6	Each	\$ 5,950.00	\$ 35,700.00
12	Actuated blinking crosswalk signs	6	Each	\$ 5,000.00	\$ 30,000.00
13	LIDAR Scope	1	Each	\$ 5,500.00	\$ 5,500.00
Subtotal					\$ 164,260.00
20% Contingency (Items 1-8 only)					\$ 13,452.00
TOTAL COST					\$177,712.00

Town of Auburn



This dashboard shows up to 10 years of closed crash data statistics from 2010-2019, plus open crash data from 2020 to present. All statistics are counted at the crash level.

Crash Data Filter
Use the following options to filter summaries by Year, Severity, and Town.

Notes: The crash levels displayed are updated by the filter based on selected Town(s), Year(s) and Crash Severity Level(s). Total crashes for all Towns, Years and Crash Severities display by default if the filter is selected.

Filter by Town

AUBURN

Filter by Severity

☒ Fatal Injury
☒ Serious Injury
☒ Minor Injury
☒ Possible Injury
☒ No Injury
☒ Unknown/Other

Filter by Year

Year	2020	2019	2018	2017	2016	2015	2014	2013	2012	2011	2010
2020	1	0	0	0	0	0	0	0	0	0	0
2019	0	0	0	0	0	0	0	0	0	0	0
2018	0	0	0	0	0	0	0	0	0	0	0
2017	0	0	0	0	0	0	0	0	0	0	0
2016	0	0	0	0	0	0	0	0	0	0	0
2015	0	0	0	0	0	0	0	0	0	0	0
2014	0	0	0	0	0	0	0	0	0	0	0
2013	0	0	0	0	0	0	0	0	0	0	0
2012	0	0	0	0	0	0	0	0	0	0	0
2011	0	0	0	0	0	0	0	0	0	0	0
2010	0	0	0	0	0	0	0	0	0	0	0

All Crashes (Filtered)



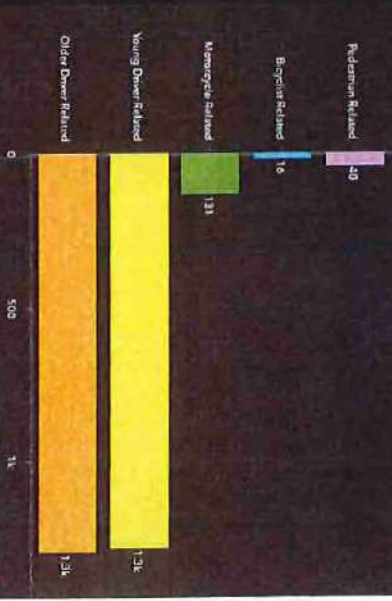
7,404 Total Crashes

Fatal Injury Crashes
 * 19
Serious Injury Crashes
 133
Minor Injury Crashes
 775
Possible Injury Crashes
 693
No Injury Crashes
 5,572
Other Crashes (unknown, not reported, etc.)
 A 212

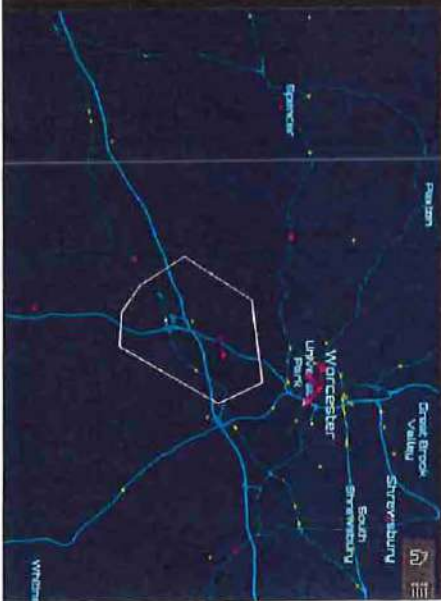
Top 5% Town Intersection Crash Locations within each Town 2017-2019 based on Equivalent Property Damage Only (EPDO)

- AUBURN - 187 (EPDO)
- WASHINGTON STREET (RT. US20 EB) / MULLEURY STREET (RT. L139788 EB)
- AUBURN - 134 (EPDO)
- BRYN MAWR AVENUE (RT. N365 NB) / LEICESTER STREET (RT. N367B NB)
- AUBURN - 97 (EPDO)
- WASHINGTON STREET (RT. US20 EB) / OLD COMMON ROAD (RT. L166593 EB)
- AUBURN - 90 (EPDO)
- WASHINGTON STREET (RT. US20 EB) / (RT. L030501 NB)

Crash Type Summary



2017-2019 Top 5% Crash Clusters by Town



CHESTER P. TUTTLE POST 279

88 BANCROFT ST.
AUBURN, MA 01501-2452

9702

53-7131/2113

Pay To The
Order of

Auburn Public Schools

Date

2/9/22

 CHECK ARMOR
TRADE PROTECTION

\$ *100.00*

ONE HUNDRED AND 00/100

Dollars



Security
Features
Details on
Back.



Savers Bank
Simply Better.

For

*Donation - Thanksgiving Day Football
Commemorative T-Shirts*

William M. Lee

MP

⑈009702⑈ ⑆21137131⑆0230072423⑈



October 10, 2021

Rosemary Reidy

Dear Dr. Handfield and the Auburn School Committee,

In May of 2011 I made what I consider one of the best decisions of my life as I accepted a position in the Auburn Public Schools as a Reading Specialist. Being a part of the APS team has been an amazing and gratifying experience over the past 10+ years.

At this time, although bittersweet, I would like to share with you my intent to retire from the Auburn Public Schools on August 31, 2022. I would like to support the summer Extended School Year program as well as the new Director of Pupil Services to ensure a seamless transition. I am deeply grateful for the many experiences and for the wonderful colleagues I have had the honor to work alongside. Thank you for the opportunity to be a part of such an outstanding school district!

Very sincerely,

Rosemary Reidy
Director of Pupil Services
Auburn Public Schools



AUBURN HIGH SCHOOL

"Home of the Rockets"

99 Auburn Street
Auburn, Massachusetts 01501
Phone: (508) 832-7711
Fax: (508) 832-7710
www.auburn.k12.ma.us

Dan DeLongchamp
Principal

Brian Davis
Director of Athletics

Eileen B. Donahue, M.Ed.
Assistant Principal

Tess Jarvis, M.S.
Director of Guidance

Dr. Casey J. Handfield, Superintendent
Auburn Public Schools
5 West Street
Auburn, MA 01501

December 28, 2021

Dear Superintendent Handfield,

Please accept this letter as my official notification that June 30, 2022 will be my last day working for the Auburn Public Schools.

I am very thankful to have had the opportunity to work with an amazing group of faculty, students and staff over the course of my career, and wish you all the very best moving forward.

Please let me know if there is anything further that you would need from me.

Sincerely,

Eileen B. Donahue, M.Ed.
Assistant Principal

*Sent via email
1/3/22*

Dr. Elizabeth Chamberland

Auburn Public Schools

5 West St.

Auburn, MA 01501

February 28, 2022



Dr. Elizabeth Chamberland,

Please accept this letter as an official notification of my retirement. I will be retiring at the end of the 2023 school year. July 1, 2023 will be my official last working day.

I consider myself extremely fortunate to have worked as an educator in such a supportive community; a community where education is valued as a priority. I am humbled by the fact that parents have entrusted me with their child's education, and I truly feel blessed to have worked with such an extraordinary faculty and staff.

I'm more than pleased to offer my assistance with the transition process in handing over duties to the replacement principal. Kindly let me know how I can best help during the transition period.

Thank you once again for your continued support. I wish you and the Auburn Public Schools the very best.

Sincerely,

Marie Mahan

TOWN OF AUBURN



YEAR-TO-DATE BUDGET REPORT

FOR 2022 99

ACCOUNTS FOR: 01 GENERAL FUND	ORIGINAL APPROP	TRANSFRS/ ADJUSTMTS	REVISED BUDGET	YTD EXPENDED	ENCUMBRANCES	AVAILABLE BUDGET	PCT USED
1122011 PRINCIPAL - BM							
1122011 511160 PRINCIPAL'S SALA	110,100	3,700	113,800	80,081.39	33,718.48	.00	100.0%
1122011 511184 SECRETARY'S SALA	40,200	1,313	41,512	28,823.23	12,790.82	-101.85	100.2%
1122011 5344 POSTAGE, BRYN MAWR	500	92	592	551.82	.00	39.71	93.3%
1122011 5421 PRINCIPAL'S SUPPLI	1,500	0	1,500	1,244.23	.00	255.77	82.9%
1122011 5442 PRINTING SUPPLIES	4,800	1,066	5,866	4,649.05	1,878.10	-661.10	111.3%
1122011 5734 DUES, PRINCIPAL, B	1,375	110	1,485	1,485.00	.00	.00	100.0%
1122011 5737 PRINC. PROF DEVELO	1,500	0	1,500	448.00	.00	1,052.00	29.9%
1123008 BYRN MAWR SPEC. EDUCATION							
1123008 511170 SPED TEACHERS'	216,304	50,940	267,244	148,484.45	118,759.56	.00	100.0%
1123008 511172 BRYN MAWR SPED A	94,193	73,756	167,949	93,266.86	74,682.12	.00	100.0%
1123008 511179 SPED NSTRUCTIONA	120,268	21,509	141,777	77,922.66	63,854.40	.00	100.0%
1123008 512070 SPED SUBSTITUTE	2,000	1,000	3,000	127.50	.00	2,872.50	4.3%
1123008 512079 SPED INSTR. ASSI	5,500	0	5,500	3,868.52	.00	1,631.48	70.3%
1123008 512080 LONG TERM SUBSTI	0	30,000	30,000	14,925.00	.00	15,075.00	49.8%
1123051 TEACH - BM - ELEM ED							
1123051 5100 ELL TUTOR	36,435	580	37,015	24,676.68	12,338.34	.00	100.0%
1123051 511170 TEACHERS' SALARI	994,827	-196,887	797,940	450,971.86	346,967.88	.00	100.0%
1123051 511172 MATH PARAPROFESS	21,888	418	22,306	14,870.66	7,435.33	.00	100.0%
1123051 511179 INSTRUCTIONAL AS	131,242	-9,324	121,918	69,392.82	52,524.91	.00	100.0%
1123051 511180 SPECIALISTS BRYN	197,611	3,296	200,906	111,614.55	89,291.70	.06	100.0%
1123051 512070 TEA SALARIES/SUB	10,000	0	10,000	4,576.22	.00	5,423.78	45.8%
1123051 512079 INSTRUCTIONAL AS	1,500	5,000	6,500	5,886.91	.00	613.09	90.6%
1123051 512080 LONG TERM SUBSTI	0	59,450	59,450	37,206.52	22,112.04	131.62	99.8%
1123051 5126 TEACHER IN CHARGE	1,273	2,285	3,558	1,915.90	1,642.20	.00	100.0%
1123051 5127 AFTER SCHOOL PROGR	2,000	0	2,000	.00	.00	2,000.00	.0%
1123051 5128 TECHNOLOGY STIPEND	1,034	0	1,034	556.78	477.24	.00	100.0%
1123051 5129 OTHER STIPENDS BRY	8,789	5,545	14,334	6,463.67	7,095.11	775.41	94.6%
1123051 5425 MUSIC SUPPLIES	750	-300	450	.00	.00	450.00	.0%
1123051 5440 PHYSICAL EDUCATION	750	0	750	673.38	.00	76.62	89.8%
1123051 5510 SUPPLIES, CLASSRM,	12,100	-104	11,996	8,837.04	59.96	3,099.07	74.2%
1123051 5514 504 SUPPLIES BRYN	250	0	250	160.64	.00	89.36	64.3%
1123051 5518 ART SUPPLIES BRYN	1,000	0	1,000	800.94	.00	199.06	80.1%
1123051 5521 AFTER SCHL PROGRAM	1,000	0	1,000	.00	.00	1,000.00	.0%
1123051 5710 MILEAGE REIMB. TEA	100	12	112	112.11	.00	.00	100.0%

TOWN OF AUBURN



YEAR-TO-DATE BUDGET REPORT

FOR 2022 99								
ACCOUNTS FOR:	ORIGINAL	TRANSFERS/	REVISED	YTD EXPENDED	ENCUMBRANCES	AVAILABLE	PCT	
01 GENERAL FUND	APPROP	ADJUSTMENTS	BUDGET			BUDGET	USED	
1124051 TEXTBK - BM - ELEM ED								
1124051 5513 TEXTBOOKS, BRYN MA	1,000	-336	664	664.44	.00	.00	100.0%	
1125051 LIBRARY - BM								
1125051 511178 MEDIA TECH	46,647	250	46,897	26,053.80	20,843.10	.06	100.0%	
1125051 5587 LIBRARY SUPPLIES,	1,000	46	1,046	1,012.56	.00	33.18	96.8%	
1126051 AUDIO/VISUAL - BM								
1126051 5515 SUPPLIES, AUDIOVIS	1,700	-56	1,644	1,428.39	.00	216.08	86.9%	
1127054 GUIDANCE - BM								
1127054 511176 GUIDANCE SALARIE	73,036	3,421	76,457	42,476.10	33,980.88	.00	100.0%	
1127054 5511 GUIDANCE SUPPLIES,	550	0	550	489.43	.00	60.57	89.0%	
1132099 HEALTH SVCS - BM								
1132099 511185 SALARY, NURSE, B	128,958	-49,109	79,849	44,354.15	34,597.32	897.50	98.9%	
1141099 O&P - BM								
1141099 511192 SALARIES CUSTODI	101,393	3,900	105,293	74,095.06	31,197.92	.00	100.0%	
1141099 5211 LIGHTS/POWER BRYN	12,000	4,163	16,163	11,253.45	4,565.55	343.73	97.9%	
1141099 5214 HEATING FUEL, BRYN	14,500	2,000	16,500	7,797.91	8,702.09	.00	100.0%	
1141099 5231 WATERM BRYN MAWR	5,500	0	5,500	4,112.54	1,387.46	.00	100.0%	
1141099 5232 SEWER USE CHARGE,	3,500	0	3,500	963.60	.00	2,536.40	27.5%	
1141099 5450 SUPPLIES CUSTODIAL	3,500	2,075	5,575	4,549.97	126.70	898.51	83.9%	
1142099 MAINT OF PLANT - BM								
1142099 5430 BLDG REPAIRS/IMPRO	18,500	3,574	22,074	17,845.22	7,129.26	-2,900.00	113.1%	
1422011 PRINCIPAL - PAK								
1422011 511160 PRINCIPAL'S SALA	110,225	3,675	113,900	80,151.88	33,748.16	.00	100.0%	

TOWN OF AUBURN



YEAR-TO-DATE BUDGET REPORT

FOR 2022 99

ACCOUNTS FOR: 01 GENERAL FUND	ORIGINAL APPROP	TRANFRS/ ADJUSTMTS	REVISED BUDGET	YTD EXPENDED	ENCUMBRANCES	AVAILABLE BUDGET	PCT USED
1422011 511184 SECRETARY'S SALA	40,200	1,352	41,551	28,467.44	12,790.82	292.97	99.3%
1422011 5344 POSTAGE, PAKACHOAG	400	326	726	562.89	.00	162.89	77.6%
1422011 5421 PRINCIPAL'S SUPPLI	1,500	-199	1,301	521.80	299.99	479.21	63.2%
1422011 5442 PRINTING SUPPLIES	4,700	-724	3,976	2,990.37	2,780.52	-1,794.67	145.1%
1422011 5734 DUES, PRINCIPAL, P	1,375	199	1,574	1,574.00	.00	.00	100.0%
1422011 5737 PRINC. PROF DEVELO	1,500	398	1,898	209.00	.00	1,689.00	11.0%
1423008 PAKACHOAG SPED							
1423008 511170 SPED TEACHERS' S	93,294	1,384	94,678	52,991.64	41,686.20	.00	100.0%
1423008 511172 SPED ABA PAKACHO	120,584	40,547	161,131	90,210.03	70,920.96	.00	100.0%
1423008 511179 SPED INSTRUCTION	69,483	-1,366	68,117	37,042.95	31,074.36	.00	100.0%
1423008 512070 SPED SUB TEACHER	2,000	1,000	3,000	440.97	.00	2,559.03	14.7%
1423008 512079 SPED INSTRUCT AS	3,000	0	3,000	426.00	.00	2,574.00	14.2%
1423051 TEACH - PAK - ELEM ED							
1423051 5100 ELL TUTOR	36,435	580	37,015	24,676.68	12,338.34	.00	100.0%
1423051 511170 TEACHERS' SALARI	880,271	3,813	884,084	491,963.55	392,120.62	.00	100.0%
1423051 511172 MATH PARAPROFESS	22,041	5	22,046	12,710.28	1,059.19	8,276.10	62.5%
1423051 511179 INSTRUCTIONAL AS	125,373	-3,950	121,423	67,456.95	53,965.56	.00	100.0%
1423051 511180 SPECIALISTS PAKA	200,079	828	200,906	111,614.70	89,291.70	.00	100.0%
1423051 512070 TEA SALARIES, SU	10,000	0	10,000	2,724.00	.00	7,276.00	27.2%
1423051 512079 INSTRUCTIONAL AS	2,000	17,376	19,376	10,008.32	.00	9,368.16	51.7%
1423051 5126 TEACHER IN CHARGE	1,273	2,285	3,558	1,915.90	1,642.20	.00	100.0%
1423051 5127 AFTER SCHOOL PROGR	2,000	0	2,000	.00	.00	2,000.00	.0%
1423051 5128 TECHNOLOGY STIPEND	1,034	0	1,034	556.78	477.24	.00	100.0%
1423051 5129 OTHER STIPENDS PAK	12,059	3,000	15,059	7,166.49	5,700.50	2,192.01	85.4%
1423051 5425 MUSIC SUPPLIES	750	-100	650	212.53	.00	437.47	32.7%
1423051 5440 PHYSICAL EDUCATION	750	0	750	485.65	.00	264.35	64.8%
1423051 5510 SUPPLIES, CLASSRM,	11,084	0	11,084	6,744.17	.00	4,339.83	60.8%
1423051 5514 504 SUPPLIES PAKAC	250	0	250	72.40	.00	177.60	29.0%
1423051 5518 ART SUPPLIES PAKAC	1,000	0	1,000	593.75	.00	406.25	59.4%
1423051 5521 AFTER SCHL PROGRAM	1,000	0	1,000	.00	.00	1,000.00	.0%
1423051 5710 MILEGAE REIMB. TEA	100	29	129	129.28	.00	.00	100.0%
1424051 TEXTBK - PAK - ELEM ED							
1424051 5513 TEXTBOOKS, PAKACHO	1,000	-536	464	464.29	.00	.00	100.0%
1425051 LIBRARY - PAK							
1425051 511178 MEDIA TECH	46,647	250	46,897	26,053.95	20,843.10	.00	100.0%

TOWN OF AUBURN



YEAR-TO-DATE BUDGET REPORT

FOR 2022 99

ACCOUNTS FOR: 01 GENERAL FUND	ORIGINAL APPROP	TRANFRS/ ADJUSTMTS	REVISED BUDGET	YTD EXPENDED	ENCUMBRANCES	AVAILABLE BUDGET	PCT USED
1425051 5587 LIBRARY SUPPLIES,	1,000	-500	500	.00	.00	500.00	.0%
1426051 AUDIO/VISUAL - PAK							
1426051 5515 SUPPLIES, AUDIOVIS	1,700	-200	1,500	1,500.36	.00	.00	100.0%
1427054 GUIDANCE - PAK							
1427054 511176 GUIDANCE SALARIE	83,607	3,907	87,514	48,618.90	38,895.12	.00	100.0%
1427054 5511 GUIDANCE SUPPLIES,	500	0	500	184.38	.00	315.62	36.9%
1432099 HEALTH SVCS - PAK							
1432099 511185 SALARY, NURSE, P	57,058	41,830	98,888	66,244.48	26,852.40	5,790.98	94.1%
1441099 O&P - PAK							
1441099 511192 SALARIES CUSTODI	101,393	3,900	105,293	74,094.87	31,197.92	.08	100.0%
1441099 5211 LIGHTS/POWER PAKAC	24,000	0	24,000	23,184.83	5,661.06	-4,845.89	120.2%
1441099 5214 HEATING FUEL, PAKA	18,000	3,000	21,000	10,694.63	10,305.37	.00	100.0%
1441099 5231 WATER, PAKACHOAG	4,500	0	4,500	1,337.46	3,162.54	.00	100.0%
1441099 5232 SEWER USE CHARGE,	2,500	0	2,500	746.45	.00	1,753.55	29.9%
1441099 5450 SUPPLIES CUSTODIAL	5,500	0	5,500	2,548.23	123.32	2,828.45	48.6%
1442099 MAINT OF PLANT - PAK							
1442099 5430 BLDG REPAIRS/IMPRO	25,500	0	25,500	12,045.19	3,457.67	9,997.14	60.8%
1522011 PRINCIPAL - MS							
1522011 511160 PRINCIPALS' SALA	232,225	6,412	238,637	167,929.79	70,707.28	.00	100.0%
1522011 511184 SECRETARIES' SAL	79,045	468	79,513	54,361.85	25,150.65	.00	100.0%
1522011 5344 POSTAGE, MIDDLE SC	3,000	0	3,000	1,000.00	.00	2,000.00	33.3%
1522011 5421 PRINCIPALS' SUPPLI	500	0	500	.00	4.50	495.50	.9%
1522011 5422 PRINTING SUPPLIES	15,000	0	15,000	3,752.71	2,046.80	9,200.49	38.7%
1522011 5734 DUES, PRINCIPALS,	1,100	0	1,100	1,100.00	.00	.00	100.0%
1522011 5737 PRINC. PROF DEVELO	3,000	0	3,000	.00	.00	3,000.00	.0%
1523008 MIDDLE SCHOOL SPED							
1523008 511170 SPED TEACHERS'	491,276	83,123	574,399	319,110.45	255,288.36	.00	100.0%

TOWN OF AUBURN



YEAR-TO-DATE BUDGET REPORT

FOR 2022 99

ACCOUNTS FOR: 01 GENERAL FUND	ORIGINAL APPROP	TRANFRS/ ADJSTMTS	REVISED BUDGET	YTD EXPENDED	ENCUMBRANCES	AVAILABLE BUDGET	PCT USED
1523008 511172 SPED ABA MIDDLE	64,424	172,447	236,871	131,896.76	104,974.56	.00	100.0%
1523008 511179 SPED INSTRUCTION	175,067	-44,633	130,434	68,799.09	61,634.88	.00	100.0%
1523008 512070 SPED SUB TEACHER	5,000	0	5,000	2,395.00	.00	2,605.00	47.9%
1523008 512079 SPED INSTR ASSIS	6,500	0	6,500	1,221.31	.00	5,278.69	18.8%
1523052 TEACH - MS - MS ED							
1523052 5100 ELL TUTOR	37,050	591	37,641	25,094.02	12,547.01	.00	100.0%
1523052 511170 TEACHERS' SALARI	2,622,399	-34,063	2,588,336	1,429,174.48	1,163,024.88	-3,863.54	100.1%
1523052 511172 MATH PARAPROFESS	0	9,191	9,191	9,190.75	.00	.00	100.0%
1523052 511180 SPECIALISTS MIDD	542,213	16,578	558,791	310,439.25	248,351.40	.00	100.0%
1523052 512070 TEA SALARIES SUB	33,000	0	33,000	11,176.04	.00	21,823.96	33.9%
1523052 512079 INSTRUCTIONAL AS	0	140	140	140.00	.00	.00	100.0%
1523052 512080 LONG TERM SUBSTI	0	30,357	30,357	30,157.25	.00	200.00	99.3%
1523052 5127 AFTER SCHOOL PROGR	1,500	0	1,500	.00	.00	1,500.00	.0%
1523052 5128 TECHNOLOGY STIPEND	3,050	0	3,050	1,642.20	1,407.60	.20	100.0%
1523052 5129 OTHER STIPENDS MID	12,416	2,639	15,055	9,261.51	4,978.44	815.03	94.6%
1523052 5317 COMMENCEMENT MIDDL	2,000	0	2,000	.00	.00	2,000.00	.0%
1523052 5425 MUSIC SUPPLIES	6,153	0	6,153	2,983.31	2,005.82	1,163.87	81.1%
1523052 5440 PHYSICAL EDUCATION	1,819	-500	1,319	147.62	.00	1,171.38	11.2%
1523052 5510 SUPPLIES, CLASSRM,	15,062	0	15,062	4,684.71	2,393.59	7,983.70	47.0%
1523052 5514 504 SUPPLIES MIDDL	500	0	500	.00	.00	500.00	.0%
1523052 5521 AFTER SCHL PROGRAM	500	0	500	.00	.00	500.00	.0%
1523052 5710 MILEAGE REIMB. TEA	500	0	500	54.54	.00	445.46	10.9%
1525052 LIBRARY - MS							
1525052 5587 LIBRARY SUPPLIES,	2,600	-144	2,456	.00	.00	2,456.22	.0%
1526052 AUDIO/VISUAL - MS							
1526052 5515 SUPPLIES, AUDIOVIS	1,177	0	1,177	617.55	.00	559.45	52.5%
1527054 GUIDANCE - MS							
1527054 511176 GUIDANCE SALARIE	279,882	6,047	285,929	160,870.87	125,058.60	.00	100.0%
1527054 5511 GUIDANCE SUPPLIES	766	0	766	94.89	88.50	582.61	23.9%
1532099 HEALTH SVCS - MS							
1532099 511185 SALARY, NURSE, M	84,733	45,850	130,583	74,053.90	56,529.12	.00	100.0%

TOWN OF AUBURN



YEAR-TO-DATE BUDGET REPORT

FOR 2022 99

ACCOUNTS FOR: 01 GENERAL FUND	ORIGINAL APPROP	TRANFRS/ ADJSTMTS	REVISED BUDGET	YTD EXPENDED	ENCUMBRANCES	AVAILABLE BUDGET	PCT USED
1535012 MIDDLE SCHOOL ATHLETICS							
1535012 511188 MIDDLE SCHOOL CO	17,500	0	17,500	10,500.00	.00	7,000.00	60.0%
1535052 STUDENT BODY - MS - MS ED							
1535052 5300 MIDDLE SCHOOL OFFI	4,000	0	4,000	3,202.00	.00	798.00	80.1%
1535052 551086 AWARDS, OTHER, M	1,340	0	1,340	.00	.00	1,340.00	.0%
1535052 5518 ART SUPPLIES MIDDLE	3,032	0	3,032	1,736.26	412.86	882.88	70.9%
1541099 O&P - MS							
1541099 511192 SALARIES CUSTODI	253,483	-19,747	233,736	164,288.88	69,446.84	.04	100.0%
1541099 5211 LIGHTS/POWER MIDDLE	35,000	15,000	50,000	28,214.87	21,785.13	.00	100.0%
1541099 5214 HEATING FUEL, MIDDLE	43,000	7,000	50,000	32,555.17	17,444.83	.00	100.0%
1541099 5231 WATER, MIDDLE SCHOOL	6,000	0	6,000	3,839.69	2,160.31	.00	100.0%
1541099 5232 SEWER USE CHARGE,	3,500	0	3,500	1,560.56	.00	1,939.44	44.6%
1541099 5450 SUPPLIES CUSTODIAL	7,500	3,507	11,007	10,474.32	655.18	-122.06	101.1%
1542099 MAINT OF PLANT - MS							
1542099 5430 BLDG REPAIRS/IMPRO	55,000	-17,869	37,131	13,873.99	3,212.30	20,045.08	46.0%
1622011 PRINCIPAL - HS							
1622011 511160 PRINCIPALS' SALA	246,975	6,805	253,780	178,585.94	75,194.08	.00	100.0%
1622011 511184 SECRETARIES' SAL	97,601	23,740	121,341	79,830.87	41,510.48	.00	100.0%
1622011 5344 POSTAGE, HIGH SCHOOL	2,000	0	2,000	1,500.00	.00	500.00	75.0%
1622011 5421 PRINCIPALS SUPPLIE	994	0	994	.00	.00	994.00	.0%
1622011 5422 PRINTING SUPPLIES	15,403	-5,000	10,403	772.32	2,380.55	7,250.13	30.3%
1622011 5734 DUES, PRINCIPALS,	6,723	0	6,723	5,549.00	375.00	799.00	88.1%
1622011 5737 PRINC. PROF DEVELO	3,000	0	3,000	.00	.00	3,000.00	.0%
1623008 HIGH SCHOOL SPED							
1623008 511170 SPED TEACHERS'	378,902	13,854	392,756	219,053.19	173,703.00	.00	100.0%
1623008 511172 SPED ABA HIGH SC	133,124	-9,631	123,492	65,543.92	57,948.36	.00	100.0%

TOWN OF AUBURN



YEAR-TO-DATE BUDGET REPORT

FOR 2022 99								
ACCOUNTS FOR:	ORIGINAL	TRANSFERS/	REVISED	YTD EXPENDED	ENCUMBRANCES	AVAILABLE	PCT	
01 GENERAL FUND	APPROP	ADJUSTMENTS	BUDGET			BUDGET	USED	
1623008 511179 SPED INSTRUCT AS	116,118	47,856	163,974	96,153.64	63,306.96	4,512.90	97.2%	
1623008 512070 SPED SUB TEACHER	3,000	0	3,000	1,553.14	.00	1,446.86	51.8%	
1623008 512079 SPED INSTRUCT AS	6,000	0	6,000	372.30	.00	5,627.70	6.2%	
1623053 TEACH - HS - OTHER								
1623053 511170 TEACHERS' SALARI	3,905,708	163,866	4,069,574	2,247,324.34	1,767,165.96	55,083.31	98.6%	
1623053 511175 IN HOUSE SUSPENS	47,035	940	47,975	33,760.15	14,214.80	.00	100.0%	
1623053 511180 SPECIALISTS HIGH	493,289	-109,347	383,942	213,301.05	170,640.84	.00	100.0%	
1623053 512070 TEA SALARIES SUB	34,000	0	34,000	28,238.75	.00	5,761.25	83.1%	
1623053 512072 SUBS-SAT.MORNING	2,000	0	2,000	1,200.00	.00	800.00	60.0%	
1623053 512076 SUPPLEMENTAL INS	6,500	0	6,500	105.00	.00	6,395.00	1.6%	
1623053 512080 LONG TERM SUBSTI	0	68,127	68,127	31,885.05	22,112.04	14,130.00	79.3%	
1623053 5128 TECHNOLOGY STIPEND	2,068	40	2,108	1,153.51	954.48	.00	100.0%	
1623053 5129 OTHER STIPENDS HIG	15,434	3,534	18,968	13,189.94	5,061.79	715.98	96.2%	
1623053 5317 COMMENCEMENT HIGH	15,975	0	15,975	4,516.32	.00	11,458.68	28.3%	
1623053 5425 MUSIC SUPPLIES	3,617	0	3,617	1,934.98	543.79	1,138.23	68.5%	
1623053 5440 PHYSICAL EDUCATION	5,197	0	5,197	4,518.75	569.00	109.25	97.9%	
1623053 5510 SUPPLIES, CLASSRM,	18,095	5,000	23,095	17,775.13	1,106.59	4,213.28	81.8%	
1623053 5514 504 SUPPLIES HIGH	250	0	250	.00	.00	250.00	.0%	
1623053 5518 ART SUPPLIES HIGH	4,595	0	4,595	4,006.16	35.20	553.64	88.0%	
1623053 5710 MILEAGE REIMB. TEA	500	0	500	.00	.00	500.00	.0%	
1625053 LIBRARY - HS								
1625053 511178 MEDIA SPECIALIST	93,294	500	93,794	52,107.75	41,686.20	.00	100.0%	
1625053 5587 LIBRARY SUPPLIES,	8,050	-750	7,300	5,986.26	207.87	1,105.87	84.9%	
1626053 AUDIO/VISUAL - HS								
1626053 5515 SUPPLIES, AUDIOVIS	1,317	-66	1,251	1,250.84	.00	.00	100.0%	
1627054 GUIDANCE - HS								
1627054 511176 GUIDANCE SALARIE	420,074	7,558	427,633	239,064.79	188,087.95	479.97	99.9%	
1627054 511184 SECRETARY'S SALA	39,603	1,527	41,130	28,528.52	12,600.98	.00	100.0%	
1627054 5511 GUIDANCE SUPPLIES,	10,450	0	10,450	7,218.91	.00	3,231.09	69.1%	
1632099 HEALTH SVCS - HS								
1632099 511185 SALARY, NURSE, H	82,230	7,011	89,241	48,328.82	41,669.50	-757.63	100.8%	

TOWN OF AUBURN



YEAR-TO-DATE BUDGET REPORT

FOR 2022 99

ACCOUNTS FOR:	ORIGINAL	TRANFRS/	REVISED	YTD EXPENDED	ENCUMBRANCES	AVAILABLE	PCT
01 GENERAL FUND	APPROP	ADJSTMTS	BUDGET			BUDGET	USED
1635012 STUDENT BODY - HS - ATHLETICS							
1635012 511187 ATHLETIC TRAINOR	38,438	1,153	39,591	26,993.55	12,596.99	.00	100.0%
1635012 511188 SALARIES, COACHE	181,524	0	181,524	127,283.00	.00	54,241.00	70.1%
1635012 511193 TICKET TAKERS	3,500	0	3,500	1,350.00	.00	2,150.00	38.6%
1635012 5300 HIGH SCHOOL OFFICI	7,500	0	7,500	8,190.00	.00	-690.00	109.2%
1635012 533006 ATHLETICS TRANSP	61,500	0	61,500	39,574.68	21,925.32	.00	100.0%
1635012 5336 ATHLETIC TRANSPORT	5,500	0	5,500	.00	5,500.00	.00	100.0%
1635012 535007 GAME MGNT, ICE T	28,000	0	28,000	14,133.51	13,866.49	.00	100.0%
1635012 535019 ATHLETICS/RECOND	15,000	0	15,000	7,184.45	7,815.55	.00	100.0%
1635012 551016 TEAM EQUIPMENT,	3,000	0	3,000	2,935.82	.00	64.18	97.9%
1635012 551017 ATH SUPP, TRAINI	5,500	0	5,500	3,263.69	265.63	1,970.68	64.2%
1635012 551018 ATHLETIC AWARDS	8,500	0	8,500	2,035.00	.00	6,465.00	23.9%
1635012 5734 DISTRICT ATHLETIC	5,000	0	5,000	5,000.00	.00	.00	100.0%
1635012 5737 PROF DEVELOPMENT,	2,000	0	2,000	.00	.00	2,000.00	.0%
1635012 574006 ATHLETICS INSURA	10,500	0	10,500	9,876.00	.00	624.00	94.1%
1635012 5856 MIDDLE SCHOOL ATH	3,000	0	3,000	.00	.00	3,000.00	.0%
1635013 STUDENT BODY - HS - FN ARTS							
1635013 551091 BAND UNIFORMS	4,000	0	4,000	3,494.94	.00	505.06	87.4%
1635013 551092 BAND EQUIPMENT	6,500	0	6,500	4,241.82	.00	2,258.18	65.3%
1635013 5518 WOOD TECH SUPPLIES	5,600	0	5,600	2,386.34	.00	3,213.66	42.6%
1635053 STUDENT BODY - HS - CURRIC							
1635053 551086 AWARDS, OTHER, H	2,920	0	2,920	1,259.77	.00	1,660.23	43.1%
1635053 5517 GRAPHIC SUPPLIES H	9,086	0	9,086	1,504.00	115.96	7,466.04	17.8%
1635053 5526 CURRICULUM COMPETI	13,660	0	13,660	2,734.52	2,295.94	8,629.54	36.8%
1641099 O&P - HS							
1641099 511192 SALARIES CUSTODI	350,011	39,279	389,290	273,753.39	115,537.00	.00	100.0%
1641099 5211 LIGHTS/POWER HIGH	97,750	20,000	117,750	102,499.67	10,302.79	4,947.54	95.8%
1641099 5214 HEATING FUEL, HIGH	52,000	10,000	62,000	37,159.54	24,840.46	.00	100.0%
1641099 5231 WATER, HIGH SCHOOL	14,000	0	14,000	6,673.52	7,326.48	.00	100.0%
1641099 5232 SEWER USE CHARGE,	8,000	0	8,000	1,224.16	.00	6,775.45	15.3%
1641099 5450 SUPPLIES CUSTODIAL	16,500	4,298	20,798	20,305.85	1,671.00	-1,179.20	105.7%
1642099 MAINT OF PLANT - HS							
1642099 5430 BLDG REPAIRS/IMPRO	70,000	-17,439	52,561	41,915.15	4,667.61	5,977.83	88.6%

TOWN OF AUBURN



YEAR-TO-DATE BUDGET REPORT

FOR 2022 99

ACCOUNTS FOR: 01 GENERAL FUND	ORIGINAL APPROP	TRANFRS/ ADJUSTMTS	REVISED BUDGET	YTD EXPENDED	ENCUMBRANCES	AVAILABLE BUDGET	PCT USED
1711099 SCHOOL COMMITTEE							
1711099 5301 LEGAL NOTICES	1,000	0	1,000	.00	.00	1,000.00	.0%
1711099 5304 CENSUS	750	0	750	750.00	.00	.00	100.0%
1711099 5306 LEGAL SERVICES	20,000	0	20,000	294.00	.00	19,706.00	1.5%
1711099 5732 SCHOOL COMMITTEE D	12,500	3,930	16,430	14,465.00	.00	1,965.00	88.0%
1712099 SUPERINTENDENT'S OFFICE							
1712099 511151 SUPERINTENDENT'S	162,200	9,732	171,932	120,989.15	50,942.80	.00	100.0%
1712099 511181 SECY TO SUPT.& S	67,980	3,744	71,724	53,874.30	17,333.36	516.63	99.3%
1712099 5344 SUPERINTENDENT'S P	5,500	0	5,500	4,325.39	.00	1,174.61	78.6%
1712099 5421 SUPERINTENDENT'S S	5,500	0	5,500	3,827.49	14.70	1,657.81	69.9%
1712099 5732 SUPERINTENDENT'S D	2,000	3,006	5,006	3,653.00	.00	1,353.00	73.0%
1712099 5733 SUPERINTENDENT'S P	350	0	350	125.11	.00	224.89	35.7%
1712099 5737 SUPERINTENDENT PRO	1,500	6,000	7,500	4,884.54	.00	2,615.46	65.1%
1714099 ADMINISTRATION SUPPORT							
1714099 511154 BUSINESS ADMININ	118,193	3,545	121,738	85,667.39	36,070.48	.00	100.0%
1714099 511182 PAYROLL BUSINESS	59,895	7,521	67,416	51,267.69	16,148.16	.00	100.0%
1714099 511183 AP BUSINESS ASSI	59,895	3,105	63,000	44,333.27	18,666.64	.00	100.0%
1714099 5127 DISTRICTWIDE SITE	22,000	0	22,000	1,125.00	.00	20,875.00	5.1%
1714099 5129 OTHER STIPENDS	27,514	0	27,514	10,467.23	4,948.16	12,098.61	56.0%
1714099 5304 ANNUAL AUDIT	4,000	0	4,000	.00	.00	4,000.00	.0%
1714099 5421 OFFICE SUPPLIES	250	0	250	236.86	.00	13.14	94.7%
1714099 5424 COMPUTER SUPPLIES	100	0	100	.00	.00	100.00	.0%
1714099 5710 BUSINESS ADMINISTR	100	0	100	.00	.00	100.00	.0%
1714099 5732 BUSINESS ADMINISTR	850	0	850	850.00	.00	.00	100.0%
1714099 5786 BUS MGR. PROF.DEVE	1,500	0	1,500	735.00	.00	765.00	49.0%
1714510 ADMINISTRATIVE TECHNOLOGY							
1714510 511191 TECH SUPPORT/MAI	164,731	11,850	176,581	124,260.76	52,320.32	.00	100.0%
1714510 5711 NETWORK TECH TRAVE	664	0	664	.00	.00	664.00	.0%
1721008 SUPERVISORY - SPECIAL ED							
1721008 511152 DIR. OF PUPIL SE	120,815	3,322	124,137	87,355.73	36,781.36	.00	100.0%

TOWN OF AUBURN



YEAR-TO-DATE BUDGET REPORT

FOR 2022 99

ACCOUNTS FOR: 01 GENERAL FUND	ORIGINAL APPROP	TRANFRS/ ADJUSTMTS	REVISED BUDGET	YTD EXPENDED	ENCUMBRANCES	AVAILABLE BUDGET	PCT USED
1721008 511184 SECRETARIES' SAL	52,215	2,285	54,500	41,330.29	29,185.20	-16,015.45	129.4%
1721008 512078 CLINICAL SERVICE	120,194	-5,618	114,576	63,653.40	50,922.72	.00	100.0%
1721008 5129 BEYOND SCHOOL DAY	10,000	0	10,000	2,419.33	.00	7,580.67	24.2%
1721009 SUPERVISORY - CURRICULUM							
1721009 511153 ASST. SUPERINTEN	133,000	11,200	144,200	101,474.06	42,725.92	.00	100.0%
1721009 511172 MATH COACH	41,563	-41,563	0	.00	.00	.00	.0%
1721009 511184 SECRETARY TO ASS	16,800	16,744	33,544	27,513.16	4,972.60	1,058.30	96.8%
1721009 5323 ELE TRANSLATORS	20,000	0	20,000	4,988.89	5,511.11	9,500.00	52.5%
1721009 5421 ASST. SUPERINTENDE	1,500	0	1,500	367.91	19.98	1,112.11	25.9%
1721009 5510 ELL TEACHING SUPPL	7,500	0	7,500	.00	.00	7,500.00	.0%
1721009 5520 ELL TESTING SUPPLI	800	0	800	199.00	.00	601.00	24.9%
1721009 5713 ELL STAFF TRAVEL	100	0	100	.00	.00	100.00	.0%
1721009 5732 ASST. SUPERINTENDE	1,000	50	1,050	1,025.00	.00	25.00	97.6%
1721009 5733 ASST. SUPER. PUBLI	500	-50	450	.00	.00	450.00	.0%
1721009 5738 ASST. SUPER PROF D	1,500	0	1,500	215.00	.00	1,285.00	14.3%
1721010 SUPERVISORY - TECHNOLOGY							
1721010 511155 DIRECTOR OF TECH	104,005	2,995	107,000	75,296.24	31,703.68	.00	100.0%
1721010 511157 DISTRICT DATA CO	61,650	1,183	62,833	44,215.85	18,617.20	.00	100.0%
1721010 5734 DIRECTOR OF TECH D	900	0	900	440.00	.00	460.00	48.9%
1721010 5738 DIR.TECH PROF DEV	1,500	0	1,500	.00	.00	1,500.00	.0%
1721012 SUPERVISORY - ATHLETICS							
1721012 5344 ATHLETIC DIRECTOR'	300	0	300	.00	.00	300.00	.0%
1721012 5421 ATHLETIC DIRECTOR'	460	0	460	.00	.00	460.00	.0%
1721012 5732 ATHLETIC DIRECTOR'	300	0	300	110.00	.00	190.00	36.7%
1721013 SUPERVISORY - FINE ARTS							
1721013 5421 FINE ARTS DIRECTOR	565	0	565	319.40	.00	245.60	56.5%
1721013 5710 FINE ARTS DIRETOR'	525	-13	512	.00	.00	512.00	.0%
1721013 5732 FINE ARTS DIRECTOR	135	13	148	148.00	.00	.00	100.0%
1721099 SUPERVISORY - CENTRAL ADM							
1721099 511165 ATHLETIC DIRECTO	47,035	940	47,975	33,760.15	14,214.80	.00	100.0%

TOWN OF AUBURN



YEAR-TO-DATE BUDGET REPORT

FOR 2022 99

ACCOUNTS FOR: 01 GENERAL FUND	ORIGINAL APPROP	TRANFRS/ ADJSTMTS	REVISED BUDGET	YTD EXPENDED	ENCUMBRANCES	AVAILABLE BUDGET	PCT USED
1721099 511184 ATHLETIC DIR SEC	43,338	-2,883	40,455	22,777.25	2,914.00	14,763.43	63.5%
1721099 5300 HOMEBOUND CONTRACT	0	5,000	5,000	1,993.00	.00	3,007.00	39.9%
1723008 SPECIAL EDUCATION TEACHERS							
1723008 511158 TEAM CHAIRPERSON	247,644	80,192	327,836	182,317.26	145,519.08	.00	100.0%
1723008 511170 TEACHERS SALARIE	164,262	-70,468	93,794	52,107.75	41,686.20	.00	100.0%
1723008 511172 SPED ABA	40,356	7,183	47,539	28,858.37	18,680.52	.00	100.0%
1723008 511179 INSTRUCTIONAL AS	32,880	103	32,983	18,323.70	14,658.96	.00	100.0%
1723008 511180 SPECIALISTS	280,331	55,503	335,834	184,549.61	186,407.87	-35,123.12	110.5%
1723008 512074 SPED HOMEBOUND	0	1,500	1,500	585.00	.00	915.00	39.0%
1723008 5129 OTHER STIPENDS	10,332	0	10,332	.00	.00	10,332.00	.0%
1723008 5300 CONTRACTED SERVICE	10,000	0	10,000	.00	.00	10,000.00	.0%
1723010 TEACH - TECH - OTHER							
1723010 5263 COMPUTER TECH MAIN	57,262	2,711	59,973	58,772.80	1,200.00	.00	100.0%
1723010 5312 D/W COMPUTER SOFTW	125,320	0	125,320	125,320.00	.00	.00	100.0%
1723010 5313 COMPUTER TECH HARD	0	2,601	2,601	.00	2,601.00	.00	100.0%
1723010 5510 DISTRICT WIDE TECH	2,500	-2,500	0	.00	.00	.00	.0%
1723013 TEACH - SW - FINE ARTS							
1723013 5510 SUPPLIES, CLASSRM,	0	9,533	9,533	4,766.50	.00	4,766.50	50.0%
1723099 TEACH - SW - OTHER							
1723099 511170 PRESCHOOL TEACHE	250,027	3,717	253,744	134,746.60	118,997.28	.30	100.0%
1723099 511172 PRESCHOOL SPED A	241,887	34,411	276,298	151,879.23	124,418.32	.00	100.0%
1723099 511179 PRESCHOOL INSTRU	43,811	0	43,811	24,339.60	19,471.68	.00	100.0%
1723099 511185 PRESCHOOL NURSE	22,947	2,800	25,746	17,837.98	7,884.26	24.16	99.9%
1723099 5119 SALARIES' RESERVE/P	560,697	-560,697	0	.00	.00	.00	.0%
1723099 512070 PRESCHOOL SUBSTI	0	2,000	2,000	706.28	.00	1,293.72	35.3%
1723099 512079 PRESCHOOL SUBS I	0	3,172	3,172	1,891.20	.00	1,281.00	59.6%
1723099 5129 PRESCHOOL STIPENDS	0	4,075	4,075	405.00	1,850.00	1,820.00	55.3%
1723099 517007 TEACHERS' SAL.AC	25,500	0	25,500	16,712.02	.00	8,787.98	65.5%
1723509 TEACH - CURR - OTHER							
1723509 512071 SUBSTITUTES-SYST	6,000	0	6,000	575.00	.00	5,425.00	9.6%

TOWN OF AUBURN



YEAR-TO-DATE BUDGET REPORT

FOR 2022 99								
ACCOUNTS FOR: 01 GENERAL FUND	ORIGINAL APPROP	TRANFRS/ ADJSTMTS	REVISED BUDGET	YTD EXPENDED	ENCUMBRANCES	AVAILABLE BUDGET	PCT USED	
1723509 5510 SYSTEM WIDE CLASSR	8,000	0	8,000	4,983.22	202.99	2,813.79	64.8%	
1723509 5712 SYSTEM-WIDE ADMIN	5,000	0	5,000	1,779.42	711.12	2,509.46	49.8%	
1723509 5731 SYSTEM-WIDE PROFFE	8,000	10,778	18,778	16,676.64	2,158.00	-56.79	100.3%	
1723509 5732 COURSE REIMB.SYSTE	12,000	0	12,000	.00	.00	12,000.00	.0%	
1724099 SYSTEMWIDE TEXTBOOKS								
1724099 5513 TEXTBOOKS-SYSTEM-W	20,000	0	20,000	6,065.79	.00	13,934.21	30.3%	
1728008 PSYCHOLOGICAL SERVICES								
1728008 511159 BCBA	139,785	5,357	145,142	80,694.45	64,447.59	.04	100.0%	
1728008 511169 SOCIAL WORKERS	155,836	4,799	160,635	89,241.75	71,393.40	.00	100.0%	
1728008 511177 SCHOOL PSYCHOLOG	178,327	2,981	181,308	100,726.65	80,581.32	.00	100.0%	
1732099 HEALTH SVCS - SW								
1732099 512085 SALARY, NURSE, S	10,000	7,120	17,120	17,120.00	.00	.00	100.0%	
1732099 5307 PHYSICIAN'S STIPEN	5,000	0	5,000	1,500.00	.00	3,500.00	30.0%	
1732099 5329 HEALTH CONTRACTED	1,000	0	1,000	607.50	.00	392.50	60.8%	
1732099 5501 HEALTH SERVICE, SU	5,000	0	5,000	2,701.70	344.29	1,954.01	60.9%	
1732099 5710 NURSES'S MILEAGE R	100	0	100	.00	.00	100.00	.0%	
1732099 5731 NURSES' CONFERENCE	500	0	500	.00	.00	500.00	.0%	
1733008 PUPIL TRANS - SW								
1733008 5330 TRANSPORTATION OF	276,881	0	276,881	213,841.76	63,039.04	.00	100.0%	
1733008 5333 OUT DISTRICT SPED	101,402	20,498	121,900	90,705.00	31,195.00	.00	100.0%	
1733099 PUPIL TRANS - SW								
1733099 5330 TRANSPORTATION OF	702,930	0	702,930	381,757.76	321,171.84	.00	100.0%	
1733099 5335 TRANSPORTATION-COM	12,000	0	12,000	.00	758.09	11,241.91	6.3%	
1735013 STUDENT BODY - SW - FN ARTS								
1735013 512070 MUSIC STAFF DUJII	3,000	0	3,000	70.00	.00	2,930.00	2.3%	
1735013 551086 AWARDS, OTHER, F	1,200	0	1,200	.00	431.00	769.00	35.9%	

TOWN OF AUBURN



YEAR-TO-DATE BUDGET REPORT

FOR 2022 99

ACCOUNTS FOR: 01 GENERAL FUND	ORIGINAL APPROP	TRANFRS/ ADJSTMTS	REVISED BUDGET	YTD EXPENDED	ENCUMBRANCES	AVAILABLE BUDGET	PCT USED
1735013 551087 TRANS. & REGISTR	15,000	0	15,000	5,695.97	5,559.03	3,745.00	75.0%
1735013 5526 FINE ARTS' EQUIP.	5,500	0	5,500	2,954.04	2,506.01	39.95	99.3%
1741099 O&P - SW							
1741099 511192 SALARIES CUSTODI	25,348	-25,348	0	.00	.00	.00	.0%
1741099 513092 SALARIES CUSTODI	10,000	0	10,000	6,845.30	.00	3,154.70	68.5%
1741099 5211 LIGHTS/POWER CENTR	7,000	5,169	12,169	10,177.39	2,988.01	-996.48	108.2%
1741099 5214 HEATING FUEL, CENT	19,425	0	19,425	8,501.20	10,923.80	.00	100.0%
1741099 5341 TELEPHONES	20,000	500	20,500	11,410.01	8,817.36	272.63	98.7%
1741099 5450 SUPPLIES CUSTODIAL	1,000	0	1,000	.00	.00	1,000.00	.0%
1741099 5710 CUSTODIANS' MILEAG	2,000	-500	1,500	.00	.00	1,499.90	.0%
1742099 MAINT OF PLANT - SW							
1742099 511197 MAINTENANCE MECH	24,405	-24,405	0	.00	.00	.00	.0%
1742099 511198 FACILITY DIRECTO	109,450	3,500	112,950	79,483.27	33,466.64	.00	100.0%
1742099 511291 PART-TIME MAINT	0	24,893	24,893	17,517.24	7,375.68	.00	100.0%
1742099 5129 OTHER STIPENDS	2,400	-2,363	37	.00	.00	37.40	.0%
1742099 5262 EQUIPMENT REPAIRS	10,000	-7,939	2,061	57.44	.00	2,003.89	2.8%
1742099 5263 EQUIP SVC CONTRACT	75,000	20,517	95,517	87,203.18	10,914.09	-2,599.84	102.7%
1742099 5264 FIRE EXTINGUISHER	3,000	0	3,000	1,210.56	.00	1,789.44	40.4%
1742099 5331 BUILDING SECURITY	30,000	0	30,000	3,236.80	3,912.40	22,850.80	23.8%
1742099 5430 BLDG REPAIRS/IMPRO	10,000	0	10,000	7,129.37	3,545.00	-674.37	106.7%
1742099 5480 TRUCK GAS & MAINT	15,000	0	15,000	5,700.96	3,286.78	6,012.26	59.9%
1742099 5583 CUSTODIAL CLOTHING	0	2,744	2,744	2,743.59	.00	.00	100.0%
1755099 OTHER FIXED CHARGES							
1755099 511190 CROSSING GUARDS	40,000	0	40,000	24,515.16	12,503.47	2,981.37	92.5%
1791008 PROGRAM W/MA PUBLIC SPED							
1791008 5320 TUITION MASS. PUBL	12,020	-2	12,018	.00	.00	12,018.33	.0%
1793008 PROGRAM W/NON-PUBLIC SPED							
1793008 5322 TUITION, NON-PUBLI	218,982	-20,498	198,485	22,850.64	28,407.35	147,226.56	25.8%
1794008 COLLABORATIVE PAYMENTS SPED							
1794008 5321 TUITION, SPED COLL	295,424	2	295,425	173,364.39	122,061.03	.00	100.0%

TOWN OF AUBURN



YEAR-TO-DATE BUDGET REPORT

FOR 2022 99

ACCOUNTS FOR:	ORIGINAL	TRANFRS/	REVISED	YTD EXPENDED	ENCUMBRANCES	AVAILABLE	PCT
01 GENERAL FUND	APPROP	ADJUSTMTS	BUDGET			BUDGET	USED
1822011 PRINCIPAL - SR							
1822011 511160 PRINCIPALS' SALA	235,875	6,503	242,378	170,562.43	71,815.76	.00	100.0%
1822011 511184 SECRETARIES' SAL	79,416	-961	78,454	53,884.00	24,360.49	209.90	99.7%
1822011 5344 POSTAGE, SWANSON R	600	0	600	500.00	.00	100.00	83.3%
1822011 5421 PRINCIPALS' SUPPLI	3,000	0	3,000	243.28	.00	2,756.72	8.1%
1822011 5422 PRINTING SUPPLIES	11,500	-3,500	8,000	3,366.58	3,304.96	1,328.46	83.4%
1822011 5734 DUES, PRINCIPALS,	2,250	0	2,250	1,389.00	.00	861.00	61.7%
1822011 5737 PRINC.PROF.DEVELOP	3,000	0	3,000	1,564.00	.00	1,436.00	52.1%
1823008 SWANSON RD SCHOOL SPED							
1823008 511170 SPED TEACHERS' S	437,055	-141,025	296,030	177,302.89	118,726.68	.00	100.0%
1823008 511172 SPED ABA SWANSON	258,381	-232,770	25,611	14,188.57	11,422.08	.00	100.0%
1823008 511179 SPED INSTR ASST.	189,924	-93,365	96,559	53,654.38	42,905.04	.00	100.0%
1823008 512070 SPED SUB TEACHER	6,500	0	6,500	539.96	.00	5,960.04	8.3%
1823008 512079 SPED INSTR ASSIT	5,000	4,698	9,698	8,381.06	.00	1,316.51	86.4%
1823051 TEACH - SR - ELEM ED							
1823051 5100 ELL TUTOR	45,618	-10,668	34,951	28,632.86	7,647.64	-1,330.00	103.8%
1823051 511170 TEACHERS' SALARI	1,975,475	62,887	2,038,362	1,132,293.88	906,068.16	.00	100.0%
1823051 511172 MATH PARAPROFESS	42,744	-23,872	18,872	11,279.63	7,592.34	.00	100.0%
1823051 511173 VISUALLY IMPAIRE	26,635	-26,635	0	.00	.00	.00	.0%
1823051 511179 INSTRUCTIONAL AS	46,769	-4,458	42,311	23,506.05	18,804.84	.00	100.0%
1823051 511180 SPECIALISTS SWAN	671,632	-24,491	647,141	348,261.80	298,879.08	.00	100.0%
1823051 512070 TEA. SALARIES, S	38,000	-12,770	25,230	8,712.14	.00	16,518.34	34.5%
1823051 512079 INSTR. ASST. SUB	9,600	12,770	22,370	7,875.05	6,686.54	7,807.93	65.1%
1823051 512080 LONG TERM SUBSTI	0	14,776	14,776	8,889.67	.00	5,886.01	60.2%
1823051 5126 TEACHER IN CHARGE	4,880	0	4,880	.00	.00	4,880.00	.0%
1823051 5127 AFTER SCHOOL PROGR	11,000	0	11,000	.00	.00	11,000.00	.0%
1823051 5128 TECHNOLOGY STIPEND	2,068	0	2,068	537.68	496.32	1,034.00	50.0%
1823051 5129 OTHER STIPENDS SWA	21,449	7,069	28,518	14,994.44	9,306.89	4,216.83	85.2%
1823051 5425 MUSIC SUPPLIES SWA	2,000	0	2,000	898.56	127.60	973.84	51.3%
1823051 5440 PHYSICAL ED SUPPLI	2,000	94	2,094	2,094.25	.00	.00	100.0%
1823051 5510 SUPPLIES, CLASSRM,	13,900	3,354	17,254	12,912.68	584.28	3,757.42	78.2%
1823051 5514 504 SUPPLIES SWANS	750	0	750	67.97	.00	682.03	9.1%
1823051 5518 ART SUPPLIES SWANS	2,000	51	2,051	1,974.92	76.45	.00	100.0%
1823051 5521 AFTER SCHL PROGRAM	1,500	0	1,500	.00	.00	1,500.00	.0%
1823051 5710 MILEGAE REIMB, TEA	100	0	100	.00	.00	100.00	.0%

TOWN OF AUBURN



YEAR-TO-DATE BUDGET REPORT

FOR 2022 99

ACCOUNTS FOR: 01 GENERAL FUND	ORIGINAL APPROP	TRANSFERS/ ADJUSTMENTS	REVISED BUDGET	YTD EXPENDED	ENCUMBRANCES	AVAILABLE BUDGET	PCT USED
1825051 LIBRARY - SR							
1825051 5587 LIBRARY SUPPLIES S	3,500	0	3,500	.00	.00	3,500.00	.0%
1826051 AUDIO/VISUAL - SR							
1826051 5515 SUPPLIES, AUDIOVIS	4,000	0	4,000	.00	475.66	3,524.34	11.9%
1827054 GUIDANCE - SR							
1827054 511176 GUIDANCE SALARIE	197,600	7,375	204,975	109,728.58	94,555.56	690.89	99.7%
1827054 5511 GUIDANCE SUPPLIES,	2,250	0	2,250	1,037.89	95.00	1,117.11	50.4%
1832099 HEALTH SVCS - SR							
1832099 511185 SALARY, NURSE, S	141,230	61,053	202,283	117,514.38	85,759.04	-990.00	100.5%
1841099 O&P - SR							
1841099 511192 SALARIES CUSTODI	152,090	10,900	162,990	116,192.82	46,796.88	.00	100.0%
1841099 5211 LIGHTS/POWER SWANS	53,000	0	53,000	47,211.37	10,639.79	-4,851.16	109.2%
1841099 5214 HEATING FUEL, SWAN	30,750	6,000	36,750	18,948.68	17,801.32	.00	100.0%
1841099 5231 WATER, SWANSON ROA	10,000	0	10,000	3,857.04	6,142.96	.00	100.0%
1841099 5232 SEWER USE CHARGE S	4,500	0	4,500	1,666.22	.00	2,833.78	37.0%
1841099 5450 SUPPLIES CUSTODIAL	8,500	2,620	11,120	9,687.15	705.20	727.69	93.5%
1842099 MAINT OF PLANT - SR							
1842099 5430 BLDG REPAIRS/IMPRO	23,000	13,945	36,945	32,709.70	5,616.95	-1,381.33	103.7%
TOTAL GENERAL FUND	27,988,540	0	27,988,540	16,273,463.18	10,847,147.61	867,929.21	96.9%
TOTAL EXPENSES	27,988,540	0	27,988,540	16,273,463.18	10,847,147.61	867,929.21	

TOWN OF AUBURN



YEAR-TO-DATE BUDGET REPORT

FOR 2022 99

	ORIGINAL APPROP	TRANSFRS/ ADJSTMTS	REVISED BUDGET	YTD EXPENDED	ENCUMBRANCES	AVAILABLE BUDGET	PCT USED
GRAND TOTAL	27,988,540	0	27,988,540	16,273,463.18	10,847,147.61	867,929.21	96.9%
** END OF REPORT - Generated by Cecelia Wirzbicki **							

Auburn Public Schools
FY22 Budget Transfers - For SC Information and Approval
March 8, 2022

Transfers Between Same Series					
Account Number	Function Code	Name	From	To	Rationale - Comment
1122011-5737	2000	Bryn Mawr Principal PD	1,052.00		
1123051-5425	2000	Bryn Mawr Music Supplies	448.00		
1122011-511184	2000	Bryn Mawr Secretary Salary		500.00	To cover a contractual obligation
1122011-5442	2000	Bryn Mawr Printing Supplies		1,000.00	To cover cost of additional paper and copier supplies
1422011-5737	2000	Pakachoag Principal PD	1,689.00		
1423051-5440	2000	Pakachoag Physical Ed Supplies	264.35		
1422011-5442	2000	Pakachoag Printing Supplies		1,953.35	To cover cost of additional paper and copier supplies
1442099-5430	4000	Pakachoag Building Supplies	2,900.00		
1142099-5430	4000	Bryn Mawr Building Supplies		2,900.00	To cover additional building repair costs
1522011-5422	2000	AMS Printing Supplies	3,863.54		
1523052-511170	2000	AMS Teacher Salaries		3,863.54	To cover a contractual obligation
1132099-511185	3000	Bryn Mawr Nurse Salary	897.50		
1432099-511185	3000	Pakachoag Nurse Salary	850.13		
1632099-511185	3000	AHS Nurse Salary		757.63	To cover necessary substitute nursing coverage
1832099-511185	3000	SWIS Nurse Salary		990.00	To cover a contractual obligation
1635012-5734	3000	Athletics PD	690.00		
1635012-5300	3000	AHS Athletic Officials		690.00	To cover for increasing costs of athletic officials
1542099-5430	4000	AMS Building Repairs	6,147.15		
1441099-5211	4000	Pakachoag Lights and Power		4,845.89	Increase in electric cost with decrease in solar savings
1541099-5450	4000	AMS Custodial Supplies		122.06	To cover necessary custodial supplies
1641099-5450	4000	AHS Custodial Supplies		1,179.20	To cover necessary custodial supplies
1723509-5712	2000	System Wide Admin. Travel	56.79		
1723509-5731	2000	System Wide PD		56.79	To cover overage in line
1741099-5710	4000	D/W Custodians Mileage	996.48		
1741099-5211	4000	Central Lights and Power		996.48	Increase in electric cost with decrease in solar savings
1742099-5262	4000	D/W Equipment Repairs	2,003.89		
1742099-5264	4000	D/W Fire Extinguishers	595.95		
1742099-5263	4000	D/W Equipment Service Contracts		2,599.84	To cover for increasing service contract costs
1822011-5737	2000	SWIS Principal PD	1,330.00		
1823051-511170	2000	SWIS ELL Tutor		1,330.00	To cover a contractual obligation
1423051-511172	2000	Pakachoag Math Paraprofessional	8,276.10		
1522011-5737	2000	AMS Principal PD	1,500.00		
1523052-5510	2000	AMS Classroom Supplies	3,500.00		
1525052-5587	2000	AMS Library Supplies	1,000.00		
1622011-5422	2000	AHS Printing Supplies	1,250.13		
1622011-5737	2000	AHS Principal PD	1,500.00		
16230085-511179	2000	AHS Sped Instructional Asst.	4,512.90		
1623053-511170	2000	AHS Teacher Salaries	13,583.99		
1723008-511180	2000	District Wide Specialists		35,123.12	Cover contractual obligation with employee return

Auburn Public Schools
FY22 Budget Transfers - For SC Information and Approval
March 8, 2022

Transfers Between Different Series					
Account Number	Function Code	Name	From	To	Rationale - Comment
1721099-511184	3000	Athletic Director's Secretary Sal.	14,763.43		
1723509-512071	2000	Substitutes System Wide	1,252.02		
1721008-511184	2000	Special Ed Secretarial Salaries		16,015.45	Cost for on boarding and training due to retirement
1823051-5127	2000	SWS After School Program	1,541.60		
1825051-5587	2000	SWIS Library Supplies	2,000.00		
1826051-5515	2000	SWIS Audio Visual Supplies	2,000.00		
1827054-511176	2000	SWIS Guidance Salaries	690.89		
1841099-5211	4000	SWIS Lights and Power		4,851.16	Increase in electric cost with decrease in solar savings
1842099-5430	4000	SWIS Building Repairs		1,381.33	To cover additional building repair costs