



Madison School Scorecard - 2020-2021

September, 2020

ACHIEVEMENT TARGETS

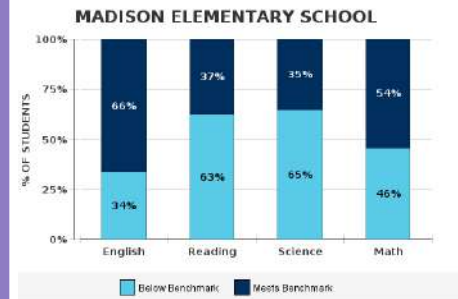
PROGRESS RESULTS

Progress Key: = Completed = Significant Progress = Steady Progress = Some Progress

**Reading:** We will demonstrate growth in student achievement in ELA by proficiency on the following measures:

- 85% of K-5th students will be proficient or above on the May 2021 spring FAST reading. **Actual results-58%**
- 75% of 3rd -6th students will be proficient or above in April 2021 on ISASP ELA. **Actual results-57%**
- 55% of 3rd -6th students will be proficient or above in April 2021 on the ACT Aspire Summative Reading. **Actual Results-38%**

	Fall FAST	Winter FAST	Spring FAST
Kindergarten	61%	73%	68%
1st grade	26%	50%	61%
2nd grade-CBM	57%	55%	58%
3rd grade-CBM	66%	48%	49%
4th grade-aReading	52%	54%	64%
5th grade-aReading	53%	47%	55%
6th grade-aReading	43% (not all student tested)	65%	53%
total			



Interim #3 Reading is 37% (-1%) and English is 66% (same).

**Math:** We will demonstrate growth in student achievement in Math by proficiency on the following measures:

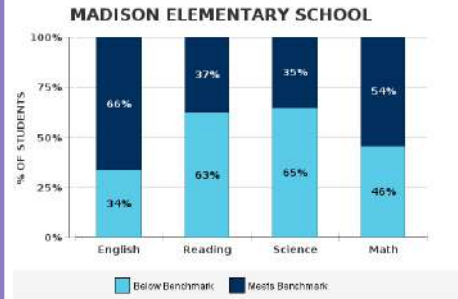
- 72% of K-5 students will be proficient or above on the spring FAST Math.. **Growth from Fall 2019 to Winter 2020 was 66% to 68%. Actual Spring results-67%**
- 75% of grade 3-6 students will be proficient or above on the spring 2021 ISASP Math Assessment **Actual results-63%**
- 65% of grade 3-6 students will be proficient or above on the 2021 summative ACT Aspire Math Assessment **Actual results-57%**

	Fall earlyMath/ aMath	Winter	Spring
Kindergarten	67%	70%	73%
1st grade	47%	60%	70%
2nd grade-aMath	68%	77%	68%
3rd grade-aMath	60%	72%	67%
4th grade-aMath	63%	59%	65%
5th grade-aMath	62%	58%	57%
6th grade	NA	NA	N/A
total			

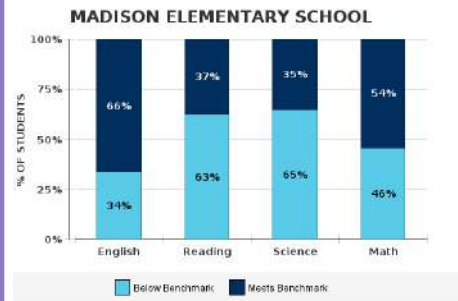


## Muscatine Community School District Madison School Score Card - 2020-2021

Page 2



Interim #3 Math is 54% (+11%).



Interim #3 Science is 35% (+4) (only given In 5th/6th grade).

**Science:** We will demonstrate growth in student achievement in Science by proficiency on the following measures:

- 60% of grade 5 students will be proficient or above on the spring 2021 ISASP Science Assessment  
**Actual results- 47%**
- 46% of grade 6 students will be proficient or above on the 2021 summative ACT Aspire Science.  
**Actual results-34%**

### Attendance:

- We will maintain a monthly building average of 96% as measured by monthly attendance data.
- We will maintain 25 or fewer students in 2020-2021 on our tier 3 chronic attendance list as monitored through weekly student success team meetings.  
**Actual results as of 5/14.21 are 30 on tier 3.**

### Family Involvement:

We will connect with 95% of our Madison families by October 1st with interaction and connection on Class

### ACHIEVEMENT TARGETS

### PROGRESS RESULTS

**Progress Key:** = Completed = Significant Progress = Steady Progress = Some Progress

Sept.	94%
Oct.	92%
Nov.	90%
Dec.	93%
Jan.	92%
Feb.	93%
March	94%
April	94%

Kindergarten	98%
1st grade	96%

Dojo.

2nd grade	96%
3rd grade	100%
4th grade	93.5%
5th grade	96%
6th grade	98%
Virtual	86%
total	95%

**Culture and Climate:**



We will log 135 or fewer office referrals during the 2020-2021 school year, as measured by PowerSchool log entries.

Office Referrals

93