



Madison School Scorecard - 2018-2019

September, 2018

ACHIEVEMENT TARGETS

PROGRESS RESULTS

Progress Key: = Completed = Significant Progress = Steady Progress = Some Progress

Goal: Rigorous Academics

Reading: We will increase the percent proficient of students in grades K-5 from 82.06% to 85% from May 2018 to May 2019 as measured by FAST reading.

Math:

We will increase the percent proficient of students in 4 year old preschool from 60-70% as measured by IGDIs (May 2018-May 2019).

Act Aspire: We will increase student scores in all 4 domains by 5% from

2017-2018 as measured by the ACT Aspire given in spring of 2019.

Reading: We will increase the number of students in grades 3-5 in the advanced category from 25 to 40 from Fall 2018 to April 2019 as measured by Iowa Assessments.

Math: We will increase the percent of students in grades 3-5 proficient from 70.3% to 78% as measured by Iowa Assessment given in April of 2019.

	Fast Reading-F	Fast Reading-W	Fast Reading-S	Fast Math-F	Fast Math-W	Fast Math-S	
K	55	61	73	54	45	48	early
1	53	63	82	67	71	89	early
2	60	75	76	73	82	85	a
3	73	70	80	82	75	61	a
4	74	78	86	57	61	36	a
5	57	80	83	43	60	57	a
K - 5th			80%			65.45%	

Actual results were 80% proficient in reading and 65% proficient in math.

Collapsed	2016-2017	2017-2018	Growth	2018-19	Growth
English	53	64	11	76	12
Reading	11	31	20	44	13
Science	21	41	20	44	3
Math	29	56	27	65	9

Data will be back in September.

Data will be back in September.




ACHIEVEMENT TARGETS


PROGRESS RESULTS


Progress Key:  = Completed  = Significant Progress  = Steady Progress  = Some Progress


Attendance: We will maintain a monthly building average of 96% attendance as measured by monthly attendance data.

Attendance: We will decrease [chronic attendance](#) from 24 students in 2017-2018 to 15 students in 2018-19. 

Attendance: We will decrease our chronic attendance from 12.7% in kindergarten to 8% and in 3rd grade from 20% to 10%.

Family Involvement: We will connect with 90% of our families in a Muskie visit between August 1st and October 1st. 

Culture and Climate: We will decrease our office referrals (log entries) by 1/3 (from 150 to 100) as measured in powerschool. 

PLCs: During PLC time, K-2 and 3-5 teams will analyze all student work/data to select an evidence based instructional practice. The instructional practices will be documented in PLC notes. 

August	96%	tier 3	0
September	97%	tier 2	16
October	99%	Kindergarten	5
November	96%	3rd grade	3
December	94.20%		
January	94%		
February	95%		
March	95%		
April	97%		
May	97%		

Madison - Attendance Update										
# of students who are chronically absent										
SEP	OCT	NOV	DEC	JAN	FEB	MAR	APR	MAY	June - Final	
26 - 12%	21 - 9.7%	18 - 8.3%	18 - 8.3%	25 - 11.6%	23 - 10.6%	21 - 9.6%	19 - 8.7%	16 - 7.2%		
Finished 2016-17 school with 22 students – 8.3%										
Finished 2017-18 school with 24 students – 10.7%										

k	94%
1st grade	78%
2nd grade	100%
3rd grade	89%
4th grade	72%
5th grade	91%
total	80%

- 107 (May 31, 2019)

 [PLC notes](#)

