

(Feel free to make more than one if you are having fun!)



**This week our theme is:**


**Mad Scientist!**

### Texture Cactus

Look around the house for things that are bumpy and rough and use them to make a cactus.

Materials:

- paper
- crayon or colored pencil
- something round to trace (different sizes)



### Hidden message

Write or draw a hidden message and then reveal it using watercolor paint!

Materials:

- Paper
- White crayon
- Paint (watercolors work best)
- Water and Paintbrush



### Bubble painting

Experiment with creating art using bubbles!

Materials:

- Paper
- Dish soap or hand soap
- Paint
- Straw
- Cup



### Chlorophyll painting

Draw a Tree and color it using real leaves.

Materials:

- Paper
- Something to draw with
- Leaves





# Texture cactus



Materials:

- paper
- crayon or colored pencil
- something round to trace (different sizes)
- paint (optional)




## What is Texture?

Texture is the way that something feels!



Bumpy, soft,  
rough, slimy,  
sharp or prickly

How to make a  
texture rubbing  
video



<https://safeyoutube.net/w/CkCH>



1. Carefully trace something round near the bottom of the paper.
2. Trace another circle, touching the first (add as many as you like)

Small on top  
Medium in the middle  
Large on the bottom

1. Place your paper on top of something bumpy or rough and gently rub until you fill the circle
2. Find a something new that feels different and fill in the other circles

## Optional

1. Once you have filled all the circles then start to paint the circle green using a good amount of water
2. Paint some sand for your cactus to sit on!
3. Add flowers!






# Hidden message

Materials:

- paper
- white crayon or oil pastel
- paint (watercolors work the best)
- water and paint brush
- optional : salt



Write or draw a hidden message and the reveal it using watercolor paint!

1. Write or draw a message using a white crayon or oil pastel (press hard as you draw for the best white lines!)
1. Get your brush wet and get a little bit of color
1. Paint over white lines to reveal your drawing!





# Bubble painting

Materials:

- Paper
- Dish soap or hand soap
- Paint
- Straw
- Cup




**Click the picture or link**

Watch how you can create a beautiful bubble painting!



<https://safeyoutube.net/w/KoHG>





# Chlorophyll painting

## (painting with leaves)

### What is Chlorophyll?

Chlorophyll is the part of a leaf that creates its green color!



You can rub the green out of the leaf and on to your paper!

### Click the picture or link

Watch how you can create a beautiful tree drawing using leaves!



<https://safeYouTube.net/w/NhHG>

