

Name: _____


CHAPTER
5

Size and Position

Lesson 1 Big and Small Things


Draw a big kite for the boy.

Draw a small kite for the girl.




Name: _____


Draw a big .



Draw a small .



Draw a  that is the same size.



Name: _____

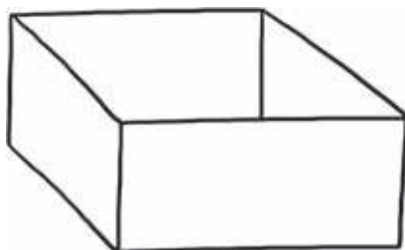
Lesson 2 Does It Fit?

Which would fit? Match.

1


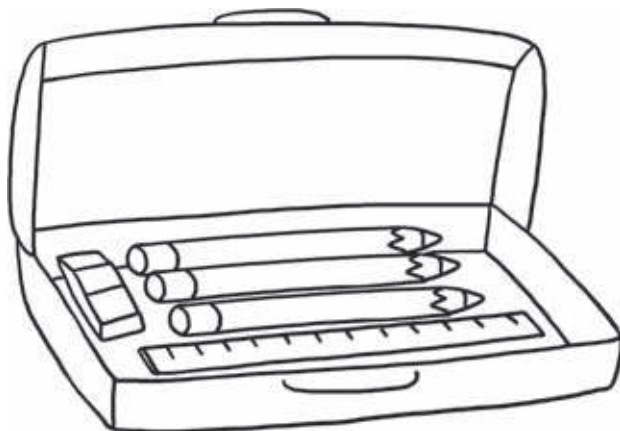


2



Name: _____

How many can fit? Count and write.



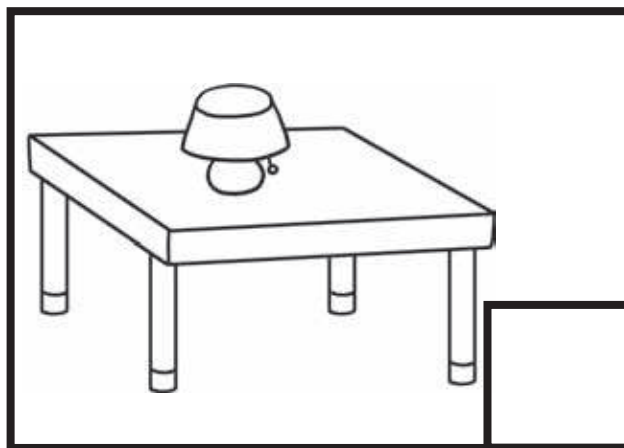

Name: _____

Lesson 3 Positions



Put a ✓.



1

The  is on the  .



2

The  is next to the  .



Name: _____


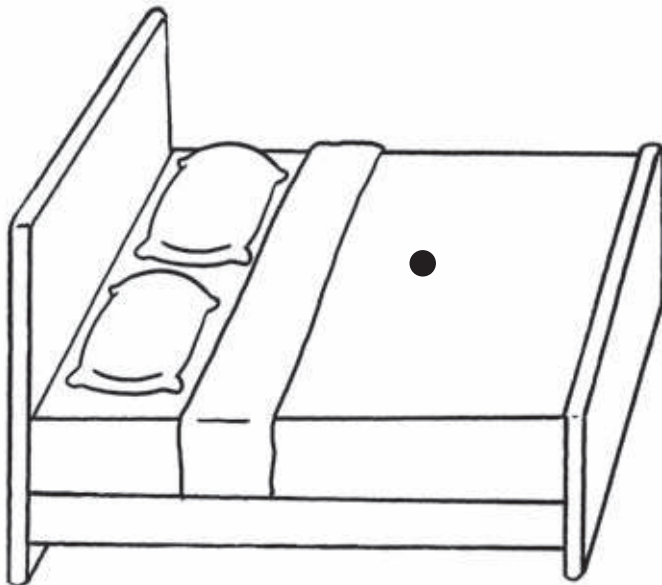


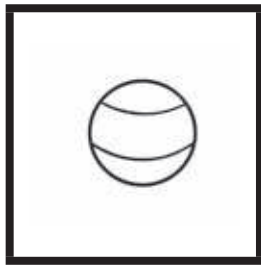
Match.

The  is on top of the bed.

The  is under the chair.

The  is in front of the bed.


The  is behind the chair.



Name: _____

Lesson 4 'Before' and 'After'

What do you do before school? Color.



What do you do after dinner? Color.



Name: _____

What do you do before bedtime?

What do you do after playing?

Match. Tell your friend why.



●



●

● After playing



●

● Before bedtime



●