

Name: \_\_\_\_\_

CHAPTER  
**1**

# Numbers to 5

## Lesson 1 All About 1 and 2

**Circle the groups of 2.**




Name: \_\_\_\_\_

**Count and write.**


1



2



3













4



Name: \_\_\_\_\_

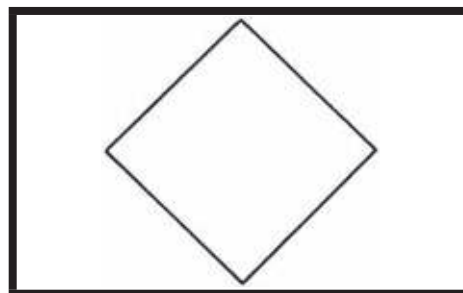
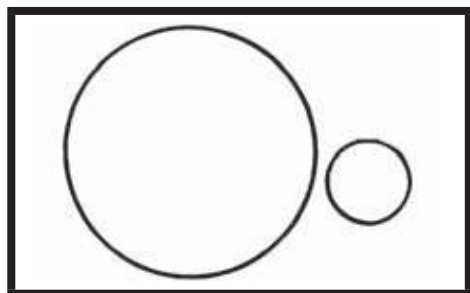
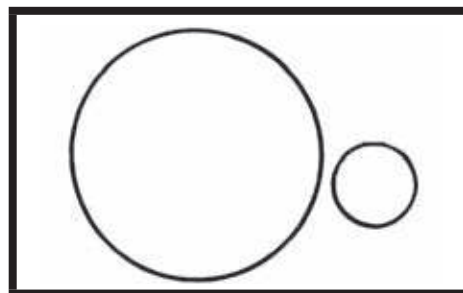
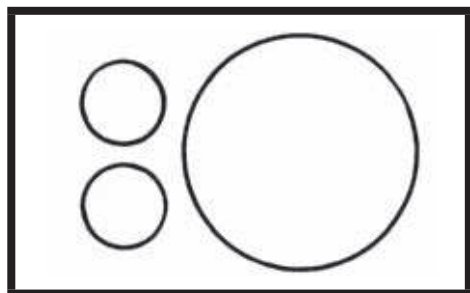
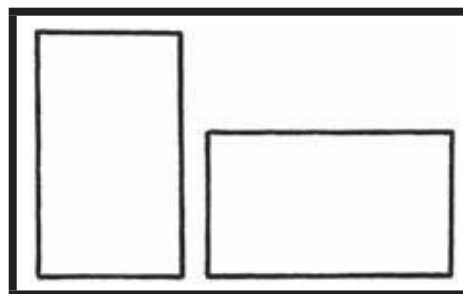
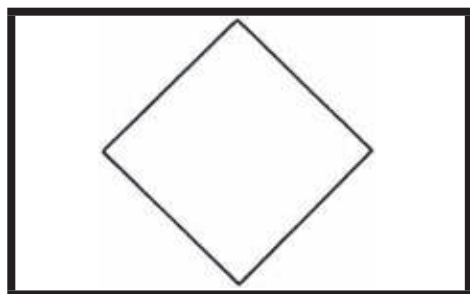
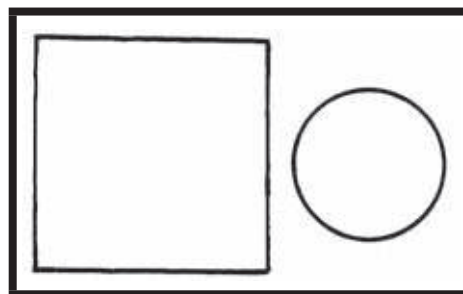
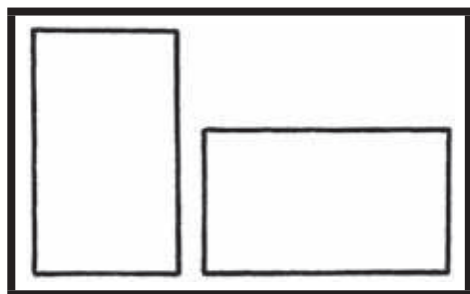
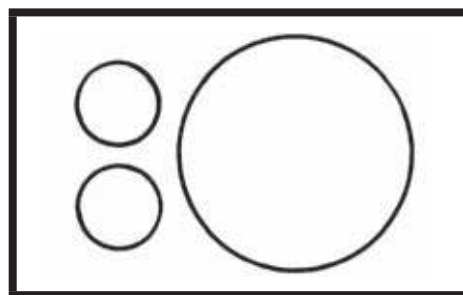
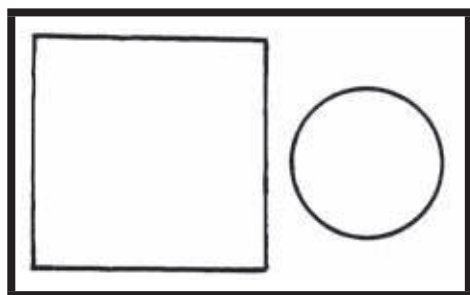
## Lesson 2 Finding Matches

Which are the same? Match.



Name: \_\_\_\_\_

**Which are the same? Match.**





Name: \_\_\_\_\_



**Color to make the same.**

**How many are colored? Count and write.**



1





2





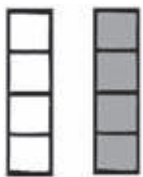
3




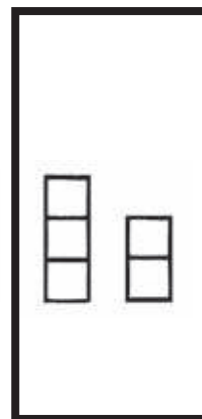
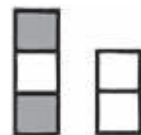
4



5



6





Name: \_\_\_\_\_



### Lesson 3 Not the Same but Different: All About 3

What is different? Color.

1



2



3

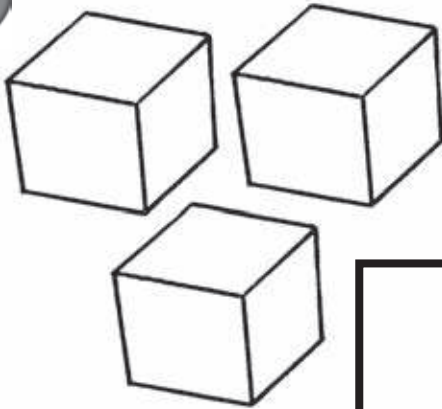






Name: \_\_\_\_\_

**Which are the same? Color.**  
**Which are different? Circle.**  
**Put a ✓ if it shows 3.**



1





2





3




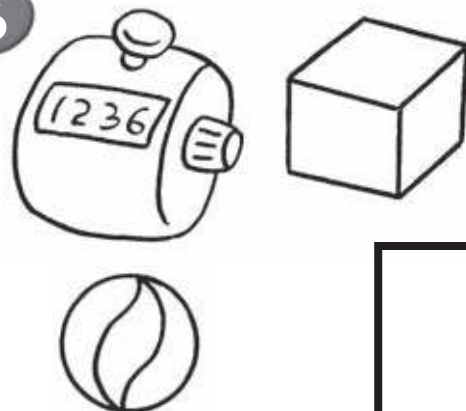
4



5




6



Name: \_\_\_\_\_

Look at the picture.



Count and write.






Name: \_\_\_\_\_


## Lesson 4 Why Is This Different? All About 4

Which family has 4? Color.


1



2



3




Name: \_\_\_\_\_

Pair.

1

•


•



2

•

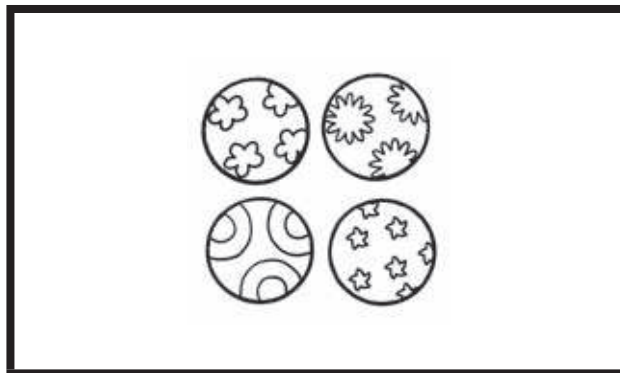
•



3

•


•



4

•

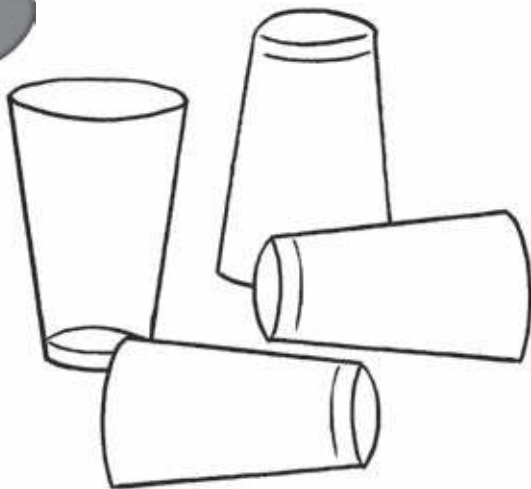
•




Name: \_\_\_\_\_

Count and write.


1



2



3




4



Name: \_\_\_\_\_

## Lesson 5 All About 5

Circle the groups of 5.



© 2012 Marshall Cavendish International (Singapore) Private Limited. Copying is permitted; see page ii.


Name: \_\_\_\_\_

Count and write.

1




2



3



4







Name: \_\_\_\_\_

## Lesson 6 Spotting Small Differences

Circle the differences.





Name: \_\_\_\_\_

Which has 5 differences? Circle.

