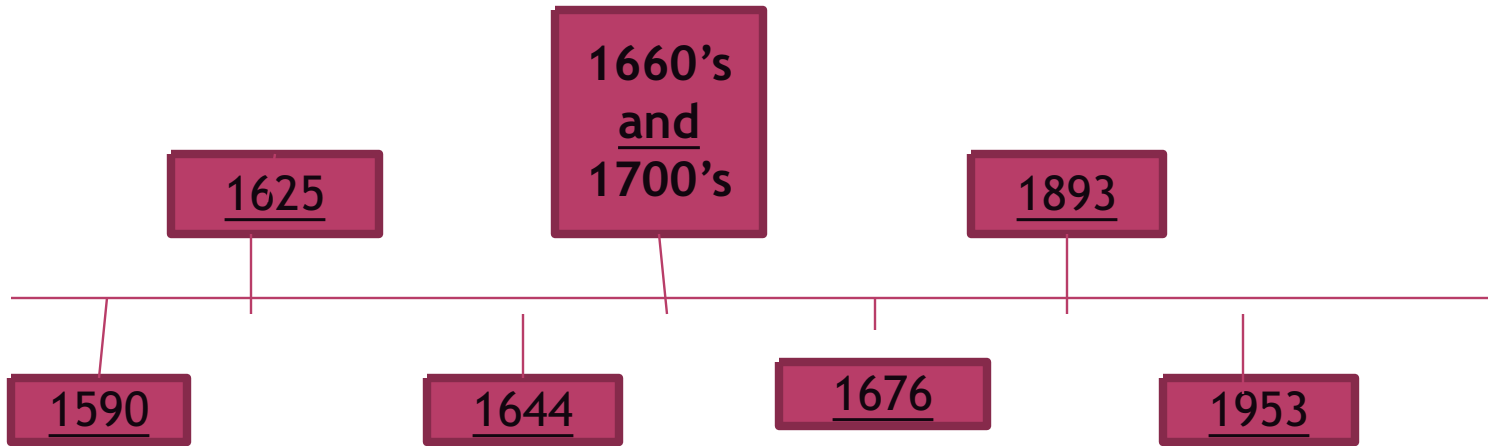


THE HISTORY OF THE MICROSCOPE

By: Lyndsey Michelsen

Click here
to [start!](#)

Click on a date to begin



The rise of modern light
microscopy


Done!

1590

❖ the first microscope was made in Middleburg, Netherlands



❖ Two people given credit for the microscope is Hans Lippershey (he made an early telescope) and Zacharias Janssen



Zacharias Janssen
(1580-1638)



Hans Lippershey
(1570-1619)

THANKS FOR THE PICTURES...
[HTTP://MICRO.MAGNET.FSU.EDU/OPTICS/TIMELINE/PEOPLE/JANSSEN.HTML](http://micro.magnet.fsu.edu/optics/timeline/people/janssen.html)



Back

**Zacharias Janssen
(1580-1638)**

THANKS FOR THE PICTURES ...
[HTTP://MICRO.MAGNET.FSU.ED
U/OPTICS/TIMELINE/PEOPLE/LIP
PERSHEY.HTML](http://micro.magnet.fsu.edu/optics/timeline/people/lippershey.html)



**Hans Lippershey
(1570-1619)**

THANKS FOR THE PICTURES...

[HTTP://WWW.WEATHER-FORECAST.COM/LOCATIONS/MIDDELBURG](http://www.weather-forecast.com/locations/Middelburg)



[Back](#)

1625

❖ Gionammi Faber is the one who named it microscope



[Back](#)

THANKS FOR THE PICTURES...

[HTTP://EN.WIKIPEDIA.ORG/WIKI/GIOV
ANNI_FABER](http://en.wikipedia.org/wiki/Giovanni_Faber)



[Back](#)

DID YOU EVER
WONDER WHERE
THE TERM
“MICROSCOPE”
CAME FROM?????



1644

❖ The first account of the inside of living things



1660'S AND 1670'S

- ❖ The microscope started to be used as a tool for research in Italy, Holland England
- ❖ Marcelo Malpighi from Italy started to look at biological structures.
- ❖ He started with the human lung Robert
- ❖ Antono van Leewenhoek discovered red blood cells and
- ❖ Microscopes became more popular



Antonie van Leeuwenhoek
(1632-1723)



Marcello Malpighi
(1628-1694)

[Back](#)

THANKS FOR THE PICTURE...

[HTTP://WWW.GOBARGING.COM/EUR
OPEAN-WATERWAYS-CRUISE-MAP.PHP](http://www.gobarging.com/eur-ocean-waterways-cruise-map.php)



[Back](#)

THANKS FOR THE PICTURES...
WWW.WIKI.COM/LEEWEENHOEK



**Antonie van Leeuwenhoek
(1632-1723)**

Back

THANKS FOR THE PICTURES...
WWW.MICRO.MAGNET.FSU.EDU



[Back](#)

**Marcello Malpighi
(1628-1694)**

1676

- ❖ Antoi van Leewenhoek discovered micro-organisms



Antonie van Leeuwenhoek
(1632-1723)

[Back](#)

1893

- ❖ August Kuhler developed a way to make the amount of light even in a light microscope



THANKS FOR THE PICTURES...
WWW.BIOLOGIE.UNI-HAMBURG.DE/B-ONLINE/LIBRARY/WEBB/BOT410/ANATWEB/PAGES/MICSCOPE.HTML



Back

THANKS FOR THE PICTURE...
[HTTP://BLOG.MICROSCOPEWORLD.COM/2009/06/KOEHLER-ILLUMINATION.HTML](http://blog.microscopeworld.com/2009/06/koeHLer-illumination.html)



Back


© Microscope World

1953

❖ Fritz Zernike added to the work of August Kuhler.



Frits Zernike
(1888-1966)




THANKS FOR THE PICTURES...
WWW.MICRO.MAGNET.FSU.EDU



Back

Frits Zernike
(1888-1966)

ARE YOU SURE YOU ARE DONE?



THANKS FOR
WATCHING!!!