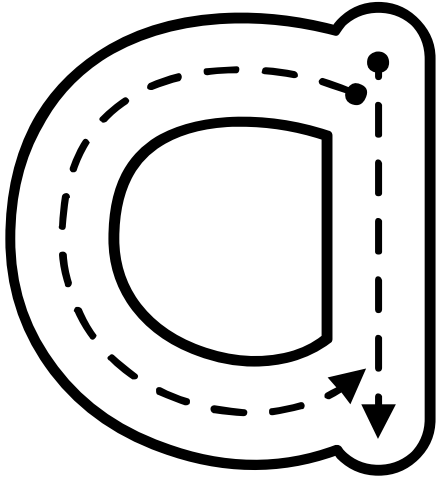


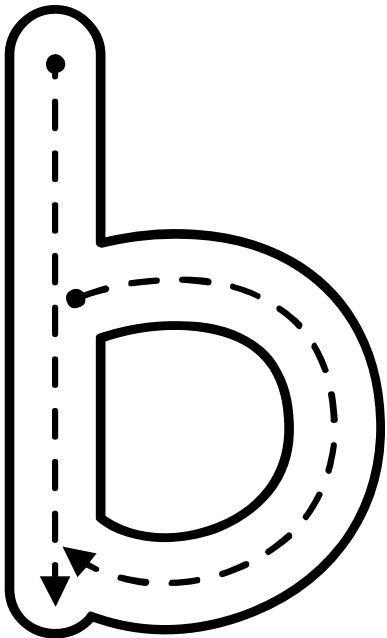
Trace it



Write it

Handwriting practice lines for the letter 'd'. Each row consists of a solid top line, a dashed middle line, and a solid bottom line. There are four such rows available for practice.

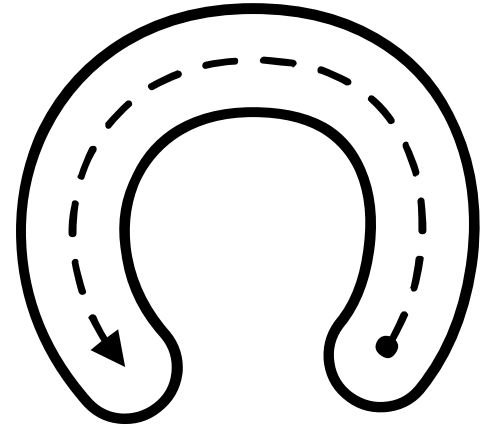
Trace it



Write it

Handwriting practice lines for the letter 'b'. Each row consists of a solid top line, a dashed middle line, and a solid bottom line. There are four such rows available for practice.

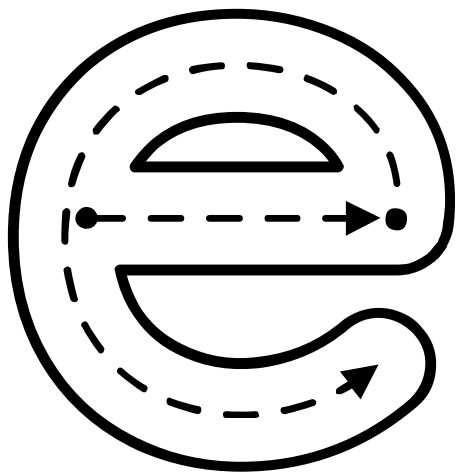
Trace it



Write it

Handwriting practice lines for the letter 'C'. Each row consists of a solid top line, a dashed middle line, and a solid bottom line. There are four such rows available for practice.

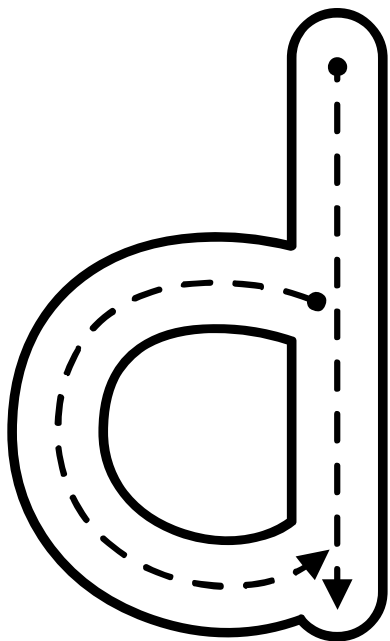
Trace it



Write it

Handwriting practice lines for the letter 'e', consisting of four horizontal lines: a solid top line, a dashed middle line, a solid baseline, and a solid descender line.

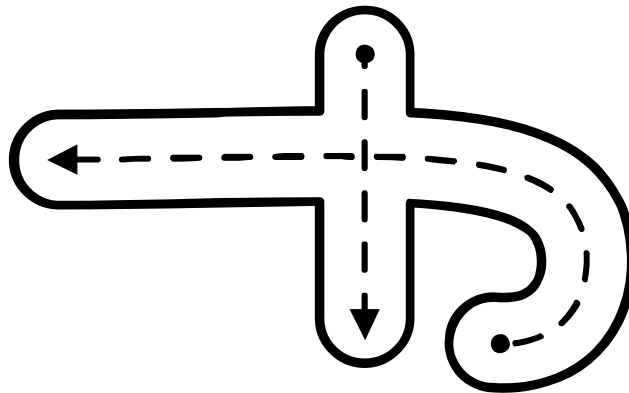
Trace it



Write it

Handwriting practice lines for the letter 'd', consisting of four horizontal lines: a solid top line, a dashed middle line, a solid baseline, and a solid descender line.

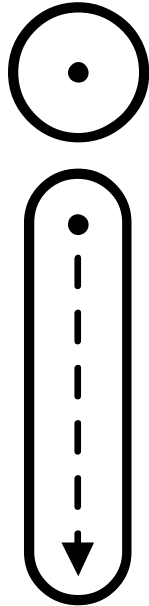
Trace it



Write it

Handwriting practice lines for the letter 'f', consisting of four vertical lines: a solid left line, a dashed middle line, a solid right line, and a solid descender line.


Trace it



Write it


Handwriting practice lines for the letter 'i'. Each row consists of a solid top line, a dashed middle line, and a solid bottom line, providing a guide for letter height and placement.

Trace it



Write it

Handwriting practice lines for the letter 'h'. Each row consists of a solid top line, a dashed middle line, and a solid bottom line, providing a guide for letter height and placement.

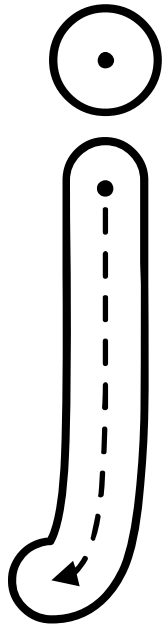


Trace it

Handwriting practice lines for the letter 'a'. Each row consists of a solid top line, a dashed middle line, and a solid bottom line, providing a guide for letter height and placement.

Write it

Trace it



Write it

Handwriting practice lines for the letter 'i'. The section contains two sets of three horizontal lines: a solid top line, a dashed middle line, and a solid bottom line. The first set is for tracing, and the second set is for independent writing.

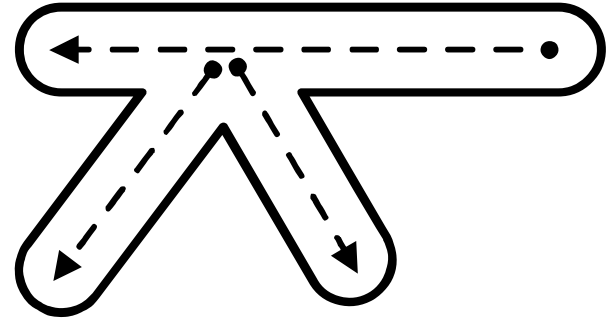
Trace it



Write it

Handwriting practice lines for the letter 'l'. The section contains two sets of three horizontal lines: a solid top line, a dashed middle line, and a solid bottom line. The first set is for tracing, and the second set is for independent writing.

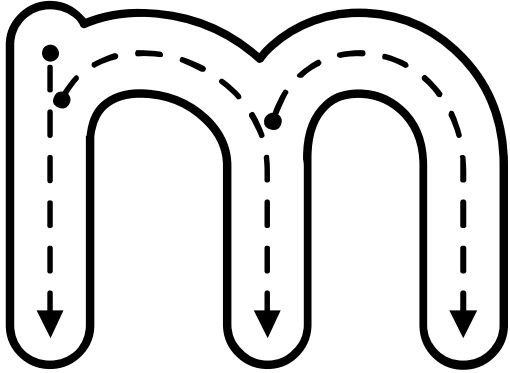
Trace it



Write it

Handwriting practice lines for the letter 'Y'. The section contains two sets of three vertical lines: a solid left line, a dashed middle line, and a solid right line. The first set is for tracing, and the second set is for independent writing.

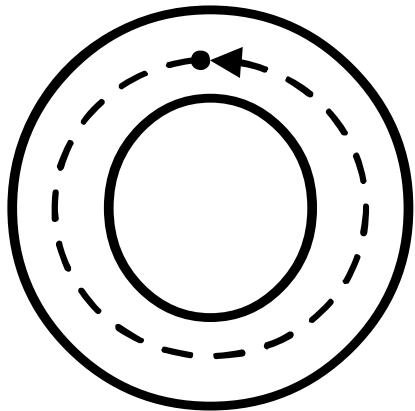
Trace it



Write it

Handwriting practice lines for the letter 'm'. It consists of four solid horizontal lines (top, middle, baseline, and descender) with a dashed middle line between the top and baseline.

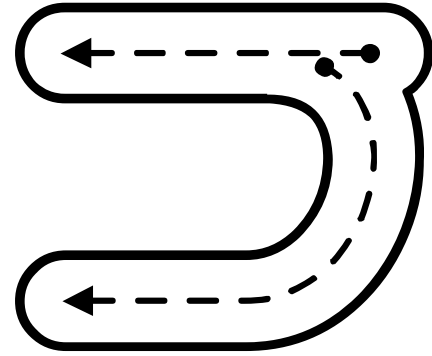
Trace it



Write it

Handwriting practice lines for the letter 'o'. It consists of four solid horizontal lines (top, middle, baseline, and descender) with a dashed middle line between the top and baseline.

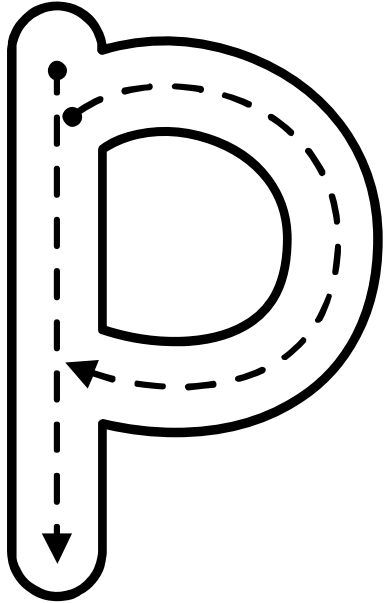
Trace it



Write it

Handwriting practice lines for the letter 'u'. It consists of four solid horizontal lines (top, middle, baseline, and descender) with a dashed middle line between the top and baseline.

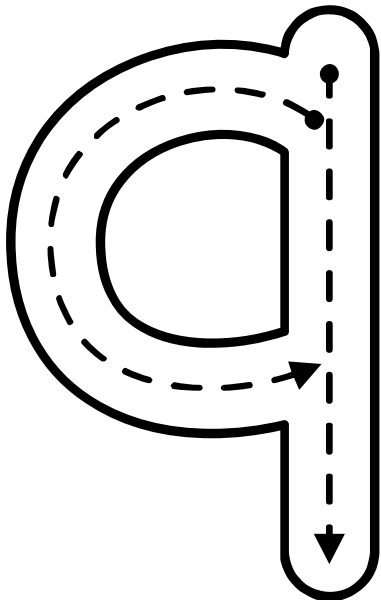
Trace it



Write it

Handwriting practice lines for uppercase 'P', consisting of two solid top and bottom lines with a dashed middle line for tracing.

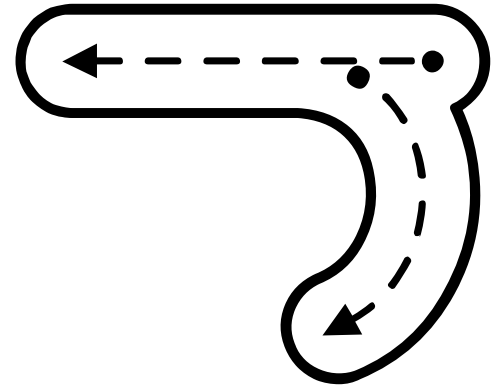
Trace it



Write it

Handwriting practice lines for lowercase 'p', consisting of two solid top and bottom lines with a dashed middle line for tracing.


Trace it



Write it

Handwriting practice lines for uppercase 'L', consisting of two solid top and bottom lines with a dashed middle line for tracing.

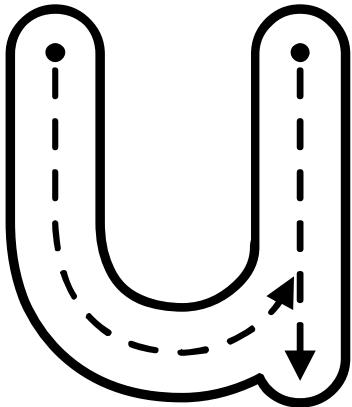
Trace it



Write it

Handwriting practice lines for the letter 'S', consisting of four horizontal lines: a solid top line, a dashed middle line, a solid baseline, and a solid descender line.

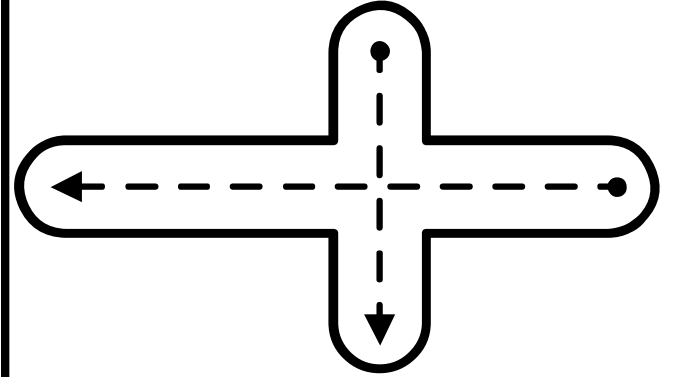
Trace it



Write it

Handwriting practice lines for the letter 'U', consisting of four horizontal lines: a solid top line, a dashed middle line, a solid baseline, and a solid descender line.

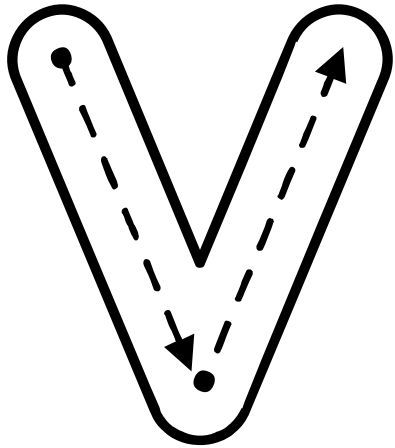
Trace it



Write it

Handwriting practice lines for the letter 'T', consisting of four vertical lines: a solid left line, a dashed middle line, a solid right line, and a solid descender line.

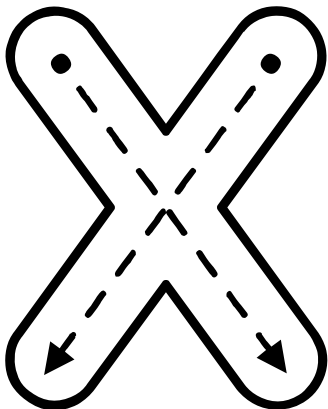
Trace it



Write it

Handwriting practice lines for the letter 'V', consisting of four sets of three horizontal lines (top solid, middle dashed, bottom solid).

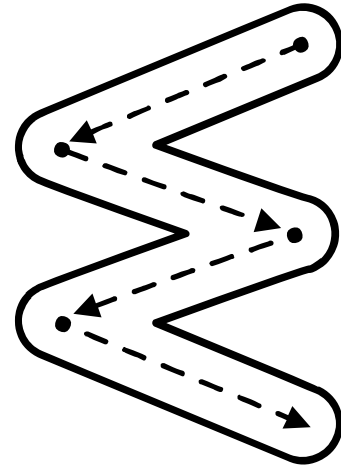
Trace it



Write it

Handwriting practice lines for the letter 'X', consisting of four sets of three horizontal lines (top solid, middle dashed, bottom solid).

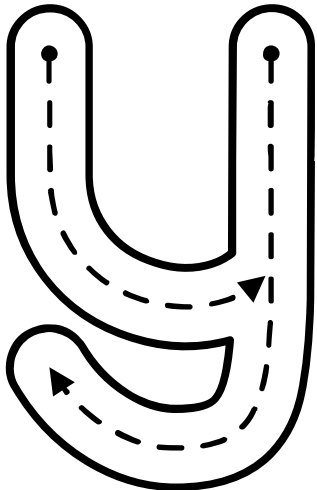
Trace it



Write it

Handwriting practice lines for the letter 'Z', consisting of four sets of three horizontal lines (top solid, middle dashed, bottom solid).

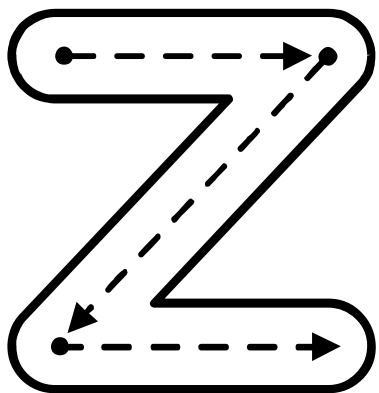
Trace it



Write it

Handwriting practice lines for the letter Y, consisting of two sets of three horizontal lines (top solid, middle dashed, bottom solid).

Trace it



Write it

Handwriting practice lines for the letter Z, consisting of two sets of three horizontal lines (top solid, middle dashed, bottom solid).

Trace and
Write
abc