


HOW TO LOG IN TO THE STUDENT PORTAL AT HOME


From the student portal you will have access to the following school based applications:



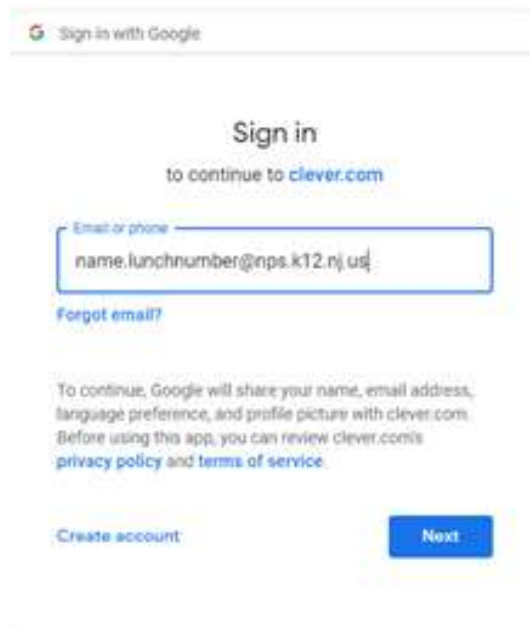
- 1. On your computer, go to the Newark Public Schools website: www.nps.k12.nj.us
- 2. From the NPS homepage go to the STUDENTS tab and then click on the STUDENT PORTAL



- 3. You will then be asked to sign into your Google Account



- 4.
- 5. Click LOG IN WITH GOOGLE



Sign in with Google

Sign in
to continue to **clever.com**

Email or phone
name.lunchnumber@nps.k12.nj.us

[Forgot email?](#)

To continue, Google will share your name, email address, language preference, and profile picture with clever.com. Before using this app, you can review clever.com's [privacy policy](#) and [terms of service](#).

[Create account](#) [Next](#)

6.

7. To Sign in you must use your full username which is firstname.lunchnumber@nps.k12.nj.us

8. You will then get the NPS SSO Portal Page



Newark Public Schools
SSO Portal

Sign in with your organizational account

lunchnumber
password

[Sign in](#)

Warning
This web site and its contents are the property of Newark Public Schools located at 765 Broad Street, Newark New Jersey, United States of America. The site has been established for the sole use of teachers, students and staff affiliated with the Newark Public Schools. All authorized users accessing this web site and its contents acknowledge this notice and agree to the appropriate and legal usage of this web site and its contents. Any unauthorized attempt to access or use the web site and its contents including but not limited to circumventing the login process, illegal download of materials, redirection of the site will be reported to Law Enforcement for further investigation and possible prosecution by law. Unauthorized users who have reached this web site either accidentally or purposely must exit the web site immediately.

9. Username for the SSO Portal page is your **LUNCH NUMBER** and then enter your password.

If you have trouble signing in to the Student Portal...

1. Make sure that nobody else is already signed on to a Google Account. You can do this by clicking on the AVATAR Icon on the top right of your browser window. Sign out of any account that may already be signed in.
2. Make sure that you entered the correct username and password for both the Google Sign In and the NPS SSO Portal Page
 - a. If you forgot your username or password you can email Mr. Capano at ccapano@nps.k12.nj.us and provide the following information in the body of the message: Student's First Name, Last Name, Homeroom Teacher and the issue that you are having.

