



Describe what you see

- What techniques have been used with line?
- How has texture been created?
- Do the direction of lines matter? Why or why not?
- How is shape or contours shown?
- How are shadow and light shown?
- Why are lines varied (weight, length, direction etc.)?





Vincent van Gogh drew thousands of images to better his skills and to fulfill leisure time. Van Gogh saw drawing as a necessary task to build a foundation as an artist and to study form and movement.



Although Van Gogh is mainly recognized for his vibrant use of color, his drawings are exceptional because his representation of figures, light and landscape can be appreciated in their own right without the color to distract the eye.


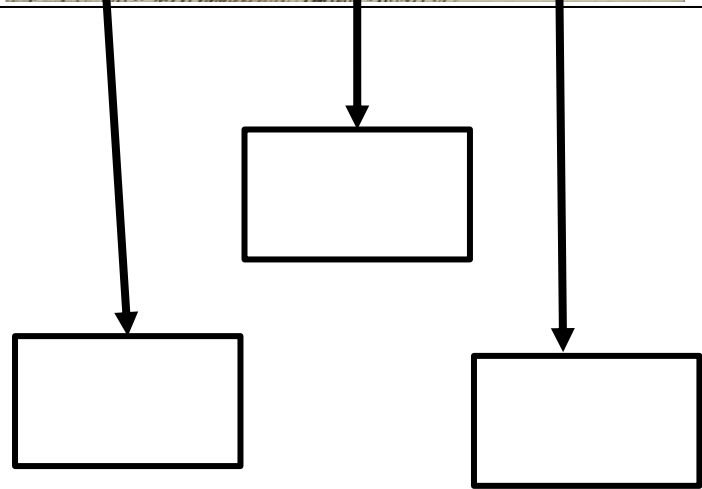
Van Gogh was happy when he was drawing, but **he doubted his abilities.**

DLT's

- Use **linear drawing techniques** to show **shape, texture, tone** and **form**
- Draw accurately from a **contextual source**
- **Observe** and draw carefully







Select **three different** areas of your Van Gogh image to draw.

Then draw what you see in the box on the page below using a pencil and / or fine liner.

Try to make your drawing look as much like your selected area as possible.

Extension task

I would like you to re-create this artwork by **Olga Gamynina**.

I want you to try and show how the artist:

- adds lines closer together to create darker areas on the bear.
- changes the direction of the lines to create fur on the bear.

