



What do you think a line drawing is in art?

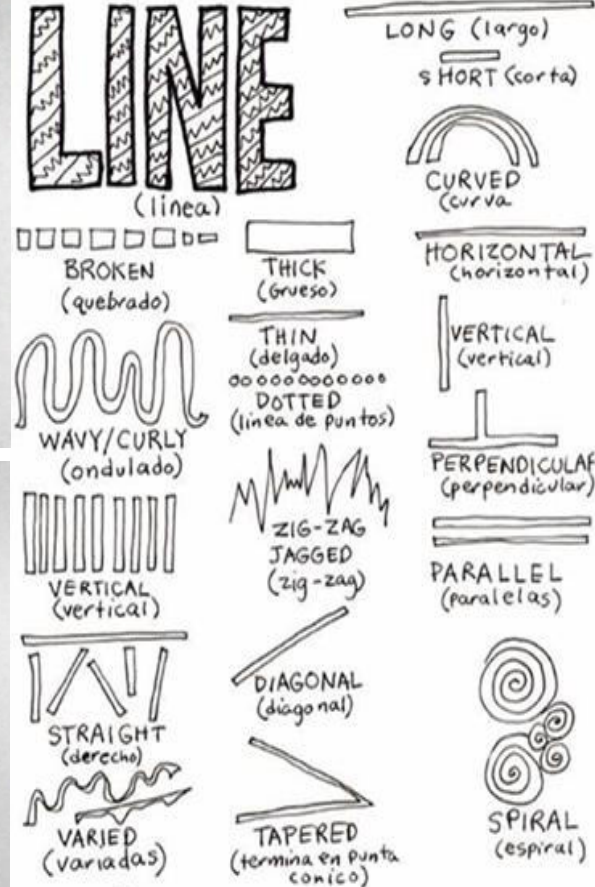
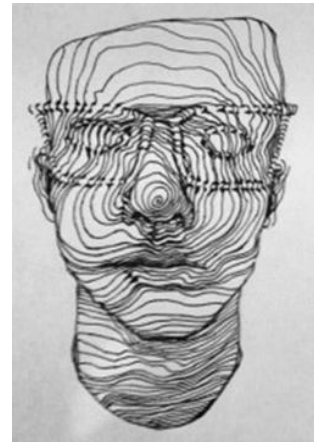
What do I mean by a line drawing?

A line is a mark made on a surface. Lines can vary in length, width, direction and shape.

There are 5 main types of lines in art:

- vertical lines
- horizontal lines
- diagonal lines
- zigzag lines
- curved lines.

Lines form the outline of your drawing but can also be used to create different effects. Contour lines can be used to create form and continuous line can be used to add detail in an interesting way. Different art materials create different qualities of line. For example, thick, thin or rough.



Using a fineliner pen




DLT's

- I can define what a **line drawing** is.
- I can **experiment** with **different types of lines** to show different effects.
- I can create a **continuous line** drawing.

Task - Fill in the boxes with the types of lines that are described.


Use a black fineliner.




Dashed line




Cross Hatch



Scalloped Line



Wavy Line

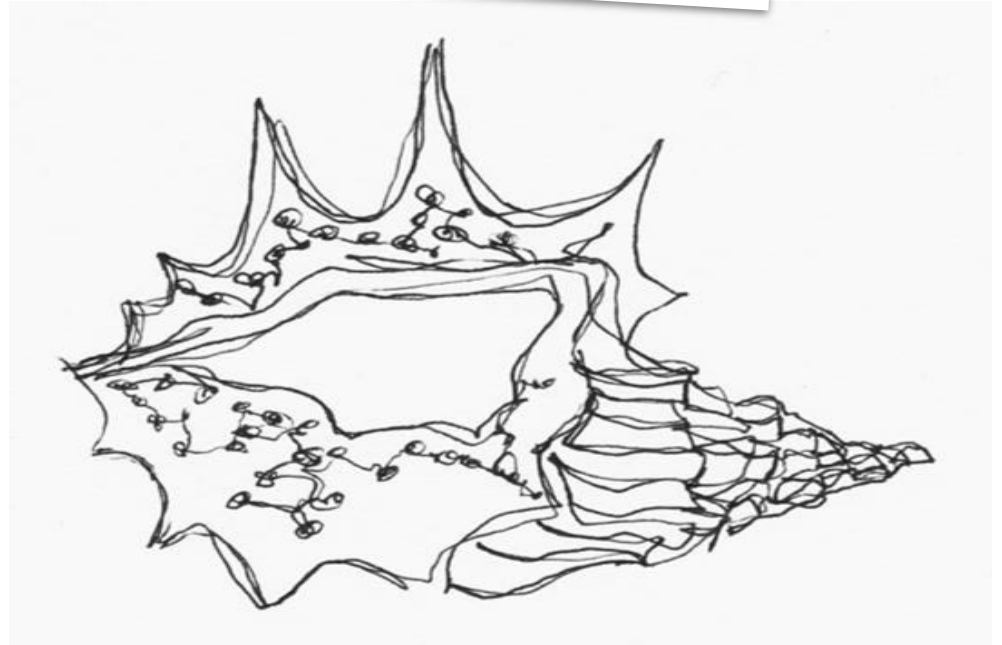


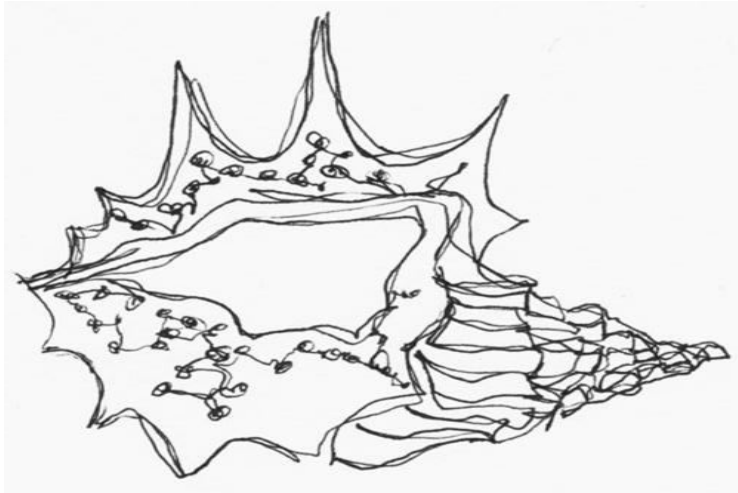
Broken Line

Task - Create three continuous line drawings of the shell using fineliner, pencil and black biro.


Did you know...

A continuous line drawing is when you don't take your pen / pencil off your page. You just continue to draw what you see.

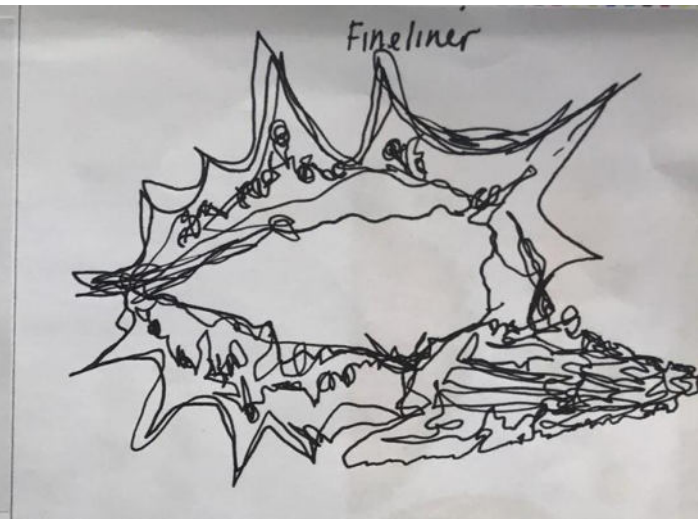






Example



Pencil



Fineliner



Black biro pen

Extended study (homework)

For your homework - I would like you to create a hand drawn **line** drawing of the **front** of **your** house.

I would like you to do this from **observation** (I want you to go and sit somewhere safe to draw your house - or go and take a really clear photo of it to work from)

Did you
know...
this can also be
called a facade



You should try and fill a piece of A4 sized paper with your drawing.

I would like you to create your line drawing with a pencil / fineliner (you can also use a ruler)

**DRAW WHAT YOU SEE... NOT
WHAT YOU THINK YOU SEE.**



It's all about the details...

Brickwork pattern

Chimneys

Guttering

Roof tiles

Window frames





Describe what you see

- What techniques have been used with line?
- How has texture been created?
- Do the direction of lines matter? Why or why not?
- How is shape or contours shown?
- How are shadow and light shown?
- Why are lines varied (weight, length, direction etc.)?





Vincent van Gogh drew thousands of images to better his skills and to fulfill leisure time. Van Gogh saw drawing as a necessary task to build a foundation as an artist and to study form and movement.


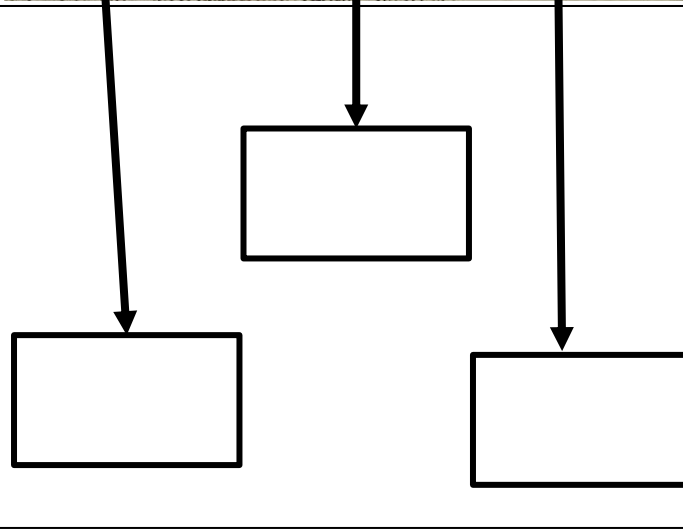
Although Van Gogh is mainly recognized for his vibrant use of color, his drawings are exceptional because his representation of figures, light and landscape can be appreciated in their own right without the color to distract the eye.

Van Gogh was happy when he was drawing, but he doubted his abilities.

DLT's

- Use **linear drawing techniques** to show **shape, texture, tone** and **form**
- Draw accurately from a **contextual source**
- **Observe** and draw carefully





Select three different areas of your Van Gogh image to draw.

Then draw what you see in the box on the page below using a pencil and / or fine liner.

Try to make your drawing look as much like your selected area as possible.

Extension task

I would like you to re-create this artwork by **Olga Gamynina**.

I want you to try and show how the artist:

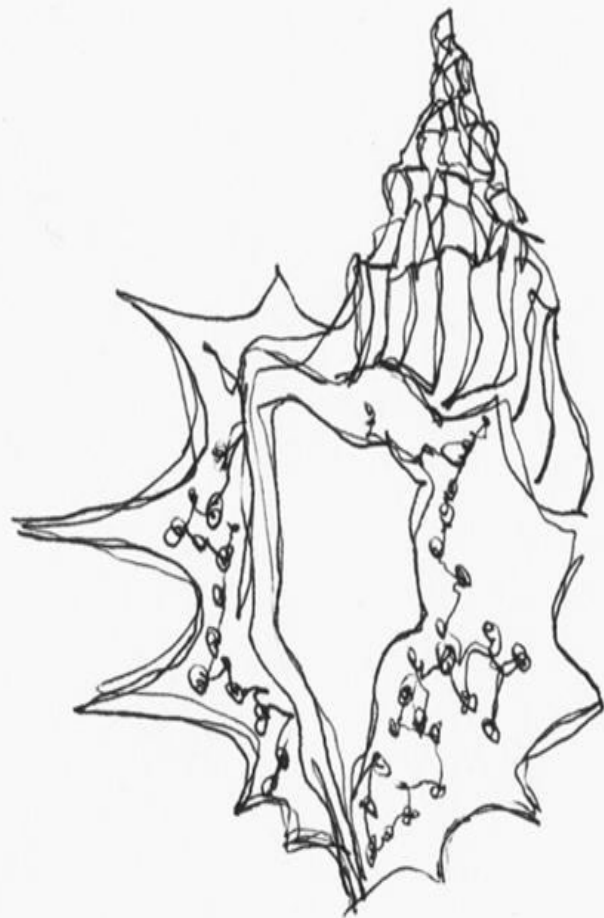
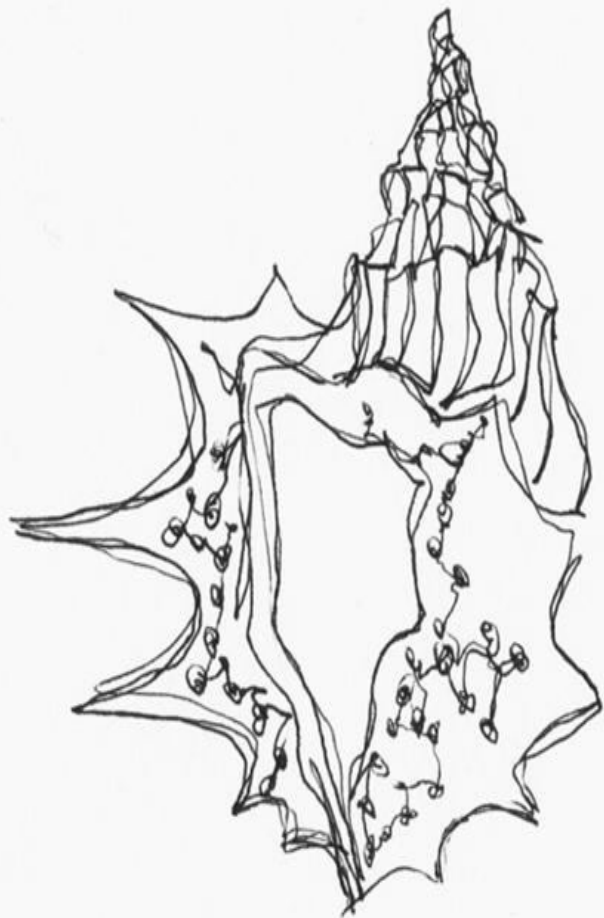
- adds lines closer together to create darker areas on the bear.
- changes the direction of the lines to create fur on the bear.



Art Key Words


- Linear / Line - a piece of art work made of lines (Lines can vary in width, direction and length)
- Texture – to create the feeling of an object
- Shape – using lines to create shapes
- Form – making something look 3D
- Tone - The gradual change from light to dark. Using black, greys and white to show 3 dimensional form
- Contextual Source – artwork created by other artists

Resources







Dashed line




Cross Hatch



Scalloped Line



Wavy Line



Broken Line




Dashed line



Cross Hatch





Scalloped Line





Wavy Line



Broken Line







Lesson Objectives


- Use **linear drawing techniques** to show **shape, texture, tone and form**
- Draw accurately from a **contextual source**
- Create a **composition** by combining various **mark making techniques**
- **Observe** and draw carefully




Vincent Van Gogh



Olga
Gamynina



Mark Making Learning Mat



Key Words

- **Linear / Line** - a piece of art work made of lines (Lines can vary in width, direction and length)
- **Texture** – to create the feeling of an object
- **Shape** – using lines to create shapes
- **Form** – making something look 3D
- **Tone** - The gradual change from light to dark. Using black, greys and white to show 3 dimensional form
- **Contextual Source** – artwork created by other artists