

Think about a book you love. One reason we love our favorite books is because of the characters. They might be funny or funny to look at, they might be brave or scared, they might be like us or they might be make-believe. Today, I want you to think of your favorite book character and draw a picture of that character.

My Character is: _____

Title of the book: _____

Imagine you were an **author** (a person who writes a story) and an **illustrator** (a person who draws pictures for a story). Draw a picture below for a new story. Your picture should have the following:

Setting-draw the place where the story starts

Characters-draw at least two (creatures, animals, or people)

Plot/Problem-what will happen in the story (write a sentence at the bottom of the page)

A large rectangular box for drawing a picture. At the bottom of the box, there are several horizontal lines for writing a sentence. The lines are arranged in a pattern of solid top and bottom lines with a dashed middle line, typical of primary writing paper.

Today I would like you to begin writing a graphic novel. A **graphic novel** is a book that is written in comic-strip format. The first steps will be for you to think about the parts of all stories and write them down. Next week, you will create the first page of your story.

Characters— People, animals, and creatures in a story

Draw your main character and give the character a name. Will there be a sidekick, best friend, or pet? Draw them, too.



Setting— The place where the story takes place.






Write about the setting for your story.

Plot— The events of the story. There will probably be a **conflict** (challenge or problem) in the story.

Write about the plot and conflict for your story.



Your assignment is to complete
page one. If you are having fun,
you can keep creating.



This image shows a single sheet of white paper with horizontal ruling lines. The lines are evenly spaced and run across the width of the page. There are no margins, text, or other markings on the paper.

This image shows a single sheet of white paper with horizontal ruling lines. The lines are evenly spaced and run across the width of the page. There are no margins, text, or other markings on the paper.