

# Letter Home



Dear \_\_\_\_\_ ,



This week the title of the newspaper was \_\_\_\_\_ .



The person in the news was \_\_\_\_\_ .



I learned about a place called \_\_\_\_\_ .



We made \_\_\_\_\_ .



I learned four new words: \_\_\_\_\_ ,

\_\_\_\_\_ , \_\_\_\_\_

and \_\_\_\_\_ .



My favorite part of the paper was \_\_\_\_\_

because \_\_\_\_\_ .

  From, \_\_\_\_\_

# Word Definitions

Name: \_\_\_\_\_

Write your own definitions for the words.

protect



---

---

---

Earth

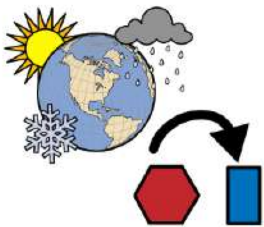


---

---

---

climate  
change

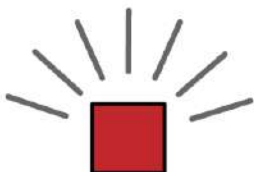


---

---

---

important



---

---

---

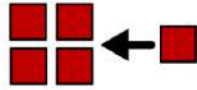
# Find the Sound

Name: \_\_\_\_\_


Each picture has /t/ in it at the beginning, middle or end.

Say the word. Write the letter "t" in the box where the sound is located.

Example:



too



Beginning

Middle

End



climate




Beginning

Middle

End



meet




Beginning

Middle

End



autism



Beginning

Middle

End



talk



Beginning

Middle

End



celebrate



Beginning

Middle

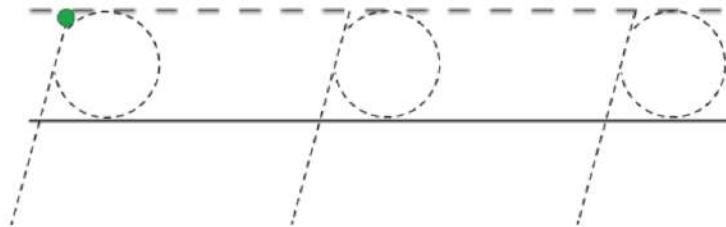
End

# Beginning Letter

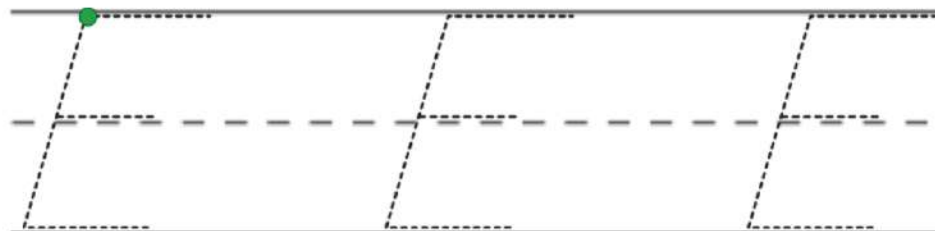
Name: \_\_\_\_\_

1. Start at the dots. Trace the letters.
2. Alphabetize the words. Record the order using the small boxes on the right using 1, 2, 3 and 4.

protect



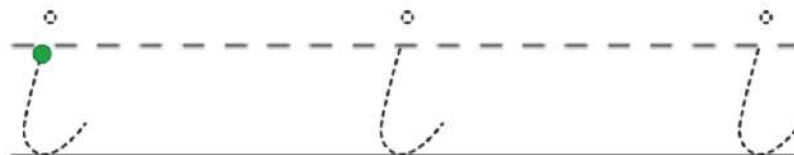
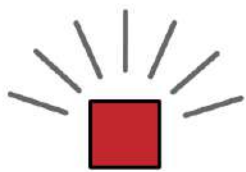
Earth



climate



important



a b c d e f g h i j k l m n o p q r s t u v w x y z

# Write the Word

Name: \_\_\_\_\_

1. Write the word.
2. On the line below the word, write a sentence using the word.

protect



protect

Earth



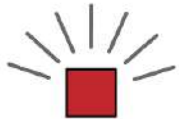
Earth

climate



climate

important



important

# Cursive

Name: \_\_\_\_\_

1. Practice writing the beginning letter and word.
2. On the line below the word, write a sentence using the word.

protect



p p p protect

Earth



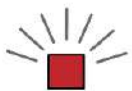
E E E Earth

climate



c c c climate

important



i i i important

# Word Sort

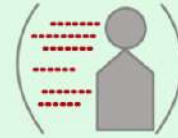
Name: \_\_\_\_\_

1. Cut out the words/pictures. Glue the top section of the page to construction paper.
2. Sort the nouns and verbs.


## Nouns



## Verbs



protect




Sweden



wildfire




think



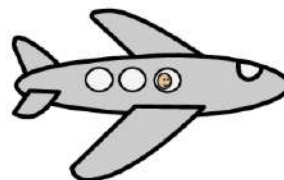
talk



Earth



give



plane








# Webbing

Name: \_\_\_\_\_

Choose a picture/word card to fill in each part of the web.

Why?	What?	Who?
When?		Where?

Sweden 	Greta Thunberg and Earth 	April 22  <b>22</b>	Greta Thunberg 	protect Earth 
---	---	---	--	--



# Write a Story

Name: \_\_\_\_\_

Use one, two or all of the following words to write a sentence or a story.

important

climate  
change

Earth

people

protect

---

---

---

---

---

---

---

---

---

---

---

# Capitalization

Name: \_\_\_\_\_

The first word in a sentence begins with a capital letter. Proper nouns are also capitalized. Proper nouns name a specific noun such as a person's name, a city, an ocean, state or country.

---



Circle the capital letters.

1. Earth Day is April 22.
  2. Greta was born in Sweden.
  3. She is the youngest person to be Person of the Year.
- 



Underline the letters that should be capitalized.

4. climate change could be dangerous for earth!
5. students around the world heard about greta.
6. protecting earth is important to greta thunberg.

# Capitalization and Punctuation

Name: \_\_\_\_\_

1. Circle all the capitalization and punctuation errors in each sentence.
2. Write the corrected sentence below each sentence.

1. Many people celebrate protecting Earth on earth Day.

\_\_\_\_\_ (1 error)

2. Greta gives Speeches about Climate change.

\_\_\_\_\_ (2 errors)

3. Many People think the Climate is changing

\_\_\_\_\_ (3 errors)

4. greta talks to Leaders about Climate Change.

\_\_\_\_\_ (4 errors)

5. Greta asks Other People to protect earth Too

\_\_\_\_\_ (5 errors)

# Key Topic Facts

Name: \_\_\_\_\_

The topic of this week’s paper was: Greta Thunberg and Earth.  
Write three facts that you remember from the paper.



---

---

---

---



---

---

---

---



---

---

---


---

# Time Lapse

Name: \_\_\_\_\_

Read the question. Find the answer. Place the time on the clock.

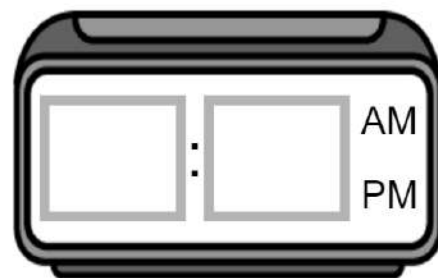
This morning my mom read an article about climate change. She started reading at 6:00 and read for 1 hour. What time did she stop reading?




7:00

10:00

11:00



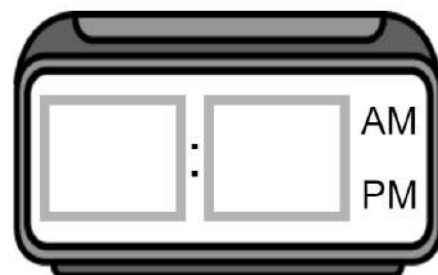
This morning Greta Thunberg gave a speech. The speech started at 11:00 and lasted 30 minutes. What time did the speech end?




12:30

11:30

9:30



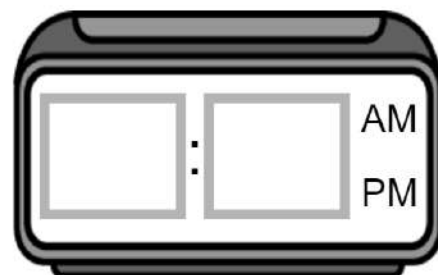
This afternoon my brother and I did Earth Day crafts. We started doing crafts at 2:30 and did crafts for 1 hour and 30 minutes. What time did we stop doing crafts?




3:30

4:00

5:00



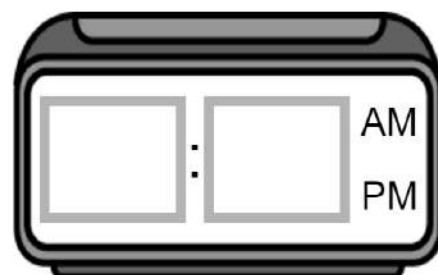
This morning my friend read a book about Sweden. My friend started reading at 8:30 and read for 1 hour and 15 minutes. What time did my friend stop reading?




10:15

10:00

9:45



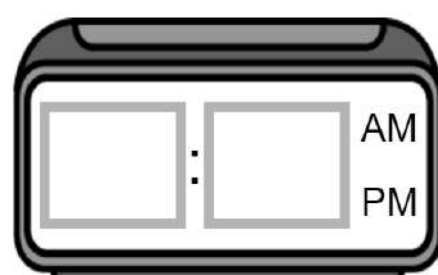
This morning at 9:30, leaders started talking about a new law. They talked about the law for 3 hours and 45 minutes. What time did they stop talking about the law?



1:15

1:30

1:45



# Graphing

Name: \_\_\_\_\_

1. Count the number of times each word appears in this week's news pages.
2. Starting at the bottom of each column, fill in the squares to match that number.

10					
9					
8					
7					
6					
5					
4					
3					
2					
1					

protect



Earth



climate  
change



important



speech



# Geography

Name: \_\_\_\_\_

Use the map to answer the questions.

Sweden 



What place is this page about? \_\_\_\_\_



What is the capital city of Sweden? \_\_\_\_\_



What country is west of Sweden? \_\_\_\_\_



What body of water borders Sweden? \_\_\_\_\_



What direction would you travel to go from Sweden to Denmark? \_\_\_\_\_



Name two countries east of Sweden. \_\_\_\_\_