



Hi friend,

Thank you for your download! I hope that Playdough to Plato and The Stem Laboratory are helpful sources of fun, creative learning activities for your classroom or homeschool.

Be sure to follow along with our newest learning activities!

FACEBOOK- [Facebook.com/PlaydoughToPlato](https://www.facebook.com/PlaydoughToPlato) and [The STEM Laboratory](https://www.facebook.com/TheSTEMLaboratory)

PINTEREST- [Pinterest.com/Playdough2Plato](https://www.pinterest.com/Playdough2Plato)

INSTAGRAM- [Instagram.com/Playdough2Plato](https://www.instagram.com/Playdough2Plato)

Appreciatively,

Malia

### TERMS OF USE

You are welcome to use this printable for personal or classroom use.

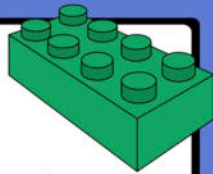
If you would like to share these printables with friends, please invite them to download it from the blog page instead of sending it to them directly. I depend on site visits to be able to provide you free resources. Every visit counts.

You may not sell or in any way profit from this electronic file.

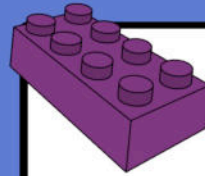
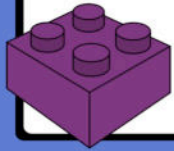
You may not store or distribute this file in any other website or another location where people may download it (ex. Dropbox, Facebook groups, 4Shared).

### GRAPHICS CREDIT

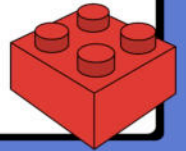
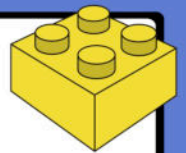
Our clip art was created by Pretty Grafik Design- <https://www.etsy.com/shop/Prettygrafikdesign>



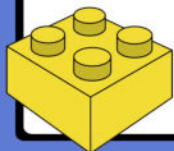
Build your favorite fruit  
and see if a friend can  
guess it.



Make a LEGO bridge.



Make a  
pattern with LEGOS.

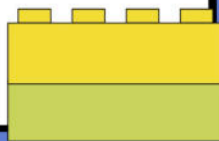


Build an animal with LEGOS.

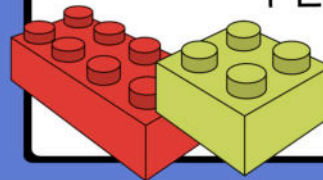
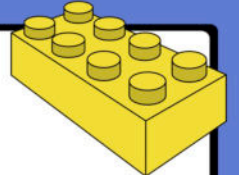
©The STEM Laboratory.



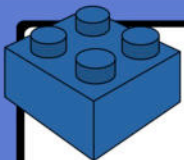
Make a LEGO tree that  
stands on its own.



Build something with just  
4 LEGOS.

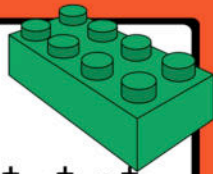


Create a dinosaur.

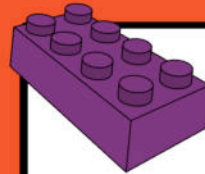
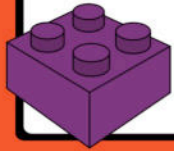


Fill the rectangle below  
without going over its edges.

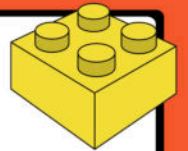




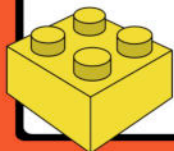
Make something that starts with the letter B.



Build a triangle that is the same length on two sides.



Build a rainbow.

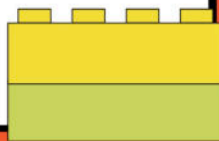


Make a LEGO beach ball.

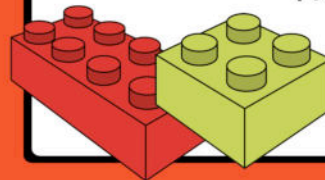
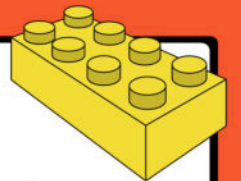
©The STEM Laboratory.



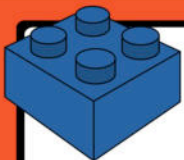
Build a flower.



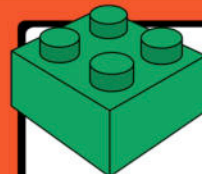
Make an upside down house.

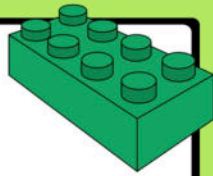


Grab a handful of LEGOS and build something using every single piece.

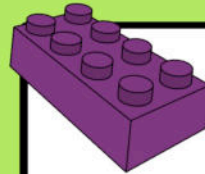
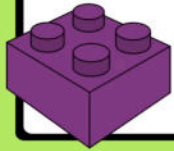


Make a parachute LEGO man that really flies.

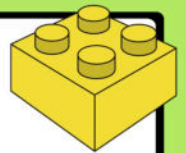




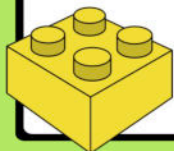
Build something that flies.



Make something that is symmetrical – the same on both sides.



Make a LEGO car that really drives.

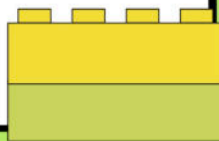


Build a fire station.

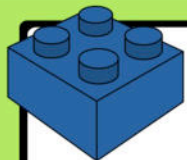
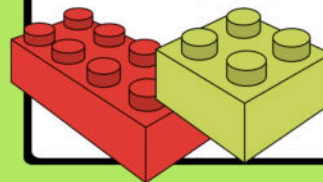
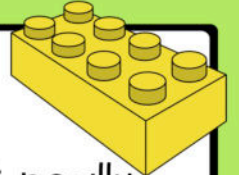
©The STEM Laboratory.



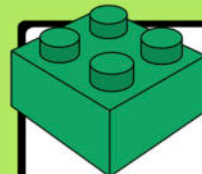
Build a LEGO pyramid.




Make a boat that really floats in water.

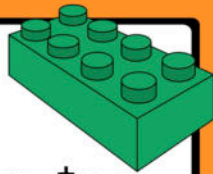


Build something made entirely of blue LEGOS.

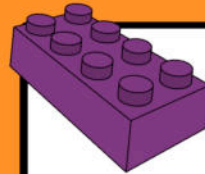


Build your name with LEGOS.

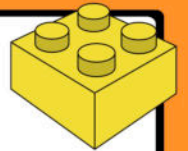




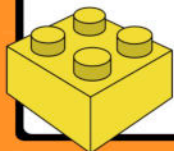
Build a LEGO tic-tac-toe board and then play a game with it.



Make a marble maze and challenge a friend to solve it.



Build something while you are blindfolded.

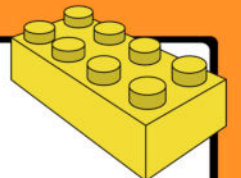
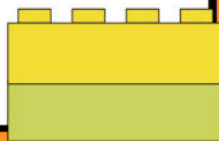


Make a LEGO igloo.

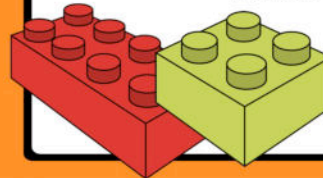
©The STEM Laboratory.



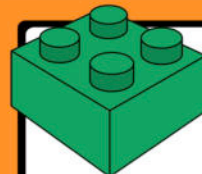
Build something in just one minute.



Make a musical instrument with LEGOS.



Build the tallest LEGO tower you can without it falling over.



Make a miniature model of your house.



# IF YOU LIKED THIS *check out these products*



available at  
[PLAYDOUGHTOPLATO.COM](http://PLAYDOUGHTOPLATO.COM)  
AND ON TEACHERS PAY TEACHERS.