

SPECIAL EDUCATION TABLE OF CONTENTS

Speech, Hearing, Occupational Therapy Activities can be found here:

[Speech, Hearing, & Occupational Therapy Link](#)

Mrs. Hynds 2nd & 3rd Grade Language Arts- Pages 2-5

Mrs. Hynds 2nd Grade Math- Pages 6-8

Mrs. Brumberg 3rd Grade Language Arts- Pages 9-13

Mrs. Brumberg 3rd Grade Math- Page 14

Mrs. Brumberg 4th Grade Math- Page 15

Mr. Inzana 4th Grade Language Arts- Page 16-18

Mrs. Stoltz 2nd & 3rd Grade Math - Page 19

Mrs. Stoltz 2nd & 3rd Grade Reading- Pages 20- 21

Mrs. Stoltz 4th& 5th Grade Math- Pages 22-24

Mrs. Stoltz 4th& 5th Grade Reading- Page 25

Mrs. Donati-Speech Pages 26-29

Capital letter for names

Grade 1 Grammar Worksheet

Write names with capital letters.

Names begin with capital letters:

*Mrs. Dufresne,
Mark Simon,
Grand Canyon.*

1) mr. linton


2) pedro lopez

3) statue of liberty

4) ms. smith

5) Say hello to melanie.

6) I see jason over there.



Jumbled sentences

Grade 1 Grammar Worksheet

Put the words in the correct order.

- 1) couch James sitting the on is.



- 2) Melanie more dessert wants.

- 3) children toys play with the The.



- 4) likes dog bone his The.

- 5) and Mark Josh to tv like watch.

- 6) everyday milk I glass drink a of.



Drop the Mop!**Focus: Words in the -op family**

This is your mop.
 Hop on top of the mop.
 You can hop on your mop.
 Your mom said "Stop!,
 Do not hop on the mop!"
 She said, "Drop the mop!"



The cop had a can of pop.
 He opened the top.
 The boy wanted the pop.
 The cop said, "Stop!"
 Did the cop give his pop to the boy?
 He did not.
 He said, "Drop the pop!"



Name: _____

1) What did your mom say?

2) What did the cop have?

3) Who wanted the cop's pop?

Fluency Practice – Unit 3 (I Am Responsible L.11-15)

The Children Get a Rabbit	5
Dad and the children plan a trip.	12
They will travel in a truck.	18
They see an animal with a banana.	25
They see big pandas.	29
This is Seth.	32
They see a soft rabbit.	37
“Dad, can I adopt him?” asks Ellen.	44
Dad and Ellen get melons.	49
The rabbit has a carrot.	54
The children travel back with Dad.	60
They had a fun trip!	65

Mon.	Tues.	Wed.	Thurs.	Fri.
_____	_____	_____	_____	_____
wpm	wpm	wpm	wpm	wpm

Addition Color by Number

Solve the addition problems then color the owl using the color that matches the answer.

$$15 + 8 = \underline{\hspace{2cm}}$$

Red

$$6 + 11 = \underline{\hspace{2cm}}$$

Orange

$$18 + 7 = \underline{\hspace{2cm}}$$

Green

$$16 + 4 = \underline{\hspace{2cm}}$$

Brown

$$5 + 3 = \underline{\hspace{2cm}}$$

Pink

$$7 + 3 = \underline{\hspace{2cm}}$$

Red

$$8 + 4 = \underline{\hspace{2cm}}$$


Orange

$$10 + 5 = \underline{\hspace{2cm}}$$

Yellow

$$12 + 7 = \underline{\hspace{2cm}}$$

Blue



FACT FAMILY HOUSES

Each triangle contains the numbers in a **fact family**. Add or subtract using the three numbers.

10		
2	8	
___	+	___ = ___
___	+	___ = ___
___	-	___ = ___
___	-	___ = ___

14		
8	6	
___	+	___ = ___
___	+	___ = ___
___	-	___ = ___
___	-	___ = ___

13		
9	4	
___	+	___ = ___
___	+	___ = ___
___	-	___ = ___
___	-	___ = ___

17		
11	6	
___	+	___ = ___
___	+	___ = ___
___	-	___ = ___
___	-	___ = ___

16		
7	9	
___	+	___ = ___
___	+	___ = ___
___	-	___ = ___
___	-	___ = ___

11		
6	5	
___	+	___ = ___
___	+	___ = ___
___	-	___ = ___
___	-	___ = ___


14		
5	9	
___	+	___ = ___
___	+	___ = ___
___	-	___ = ___
___	-	___ = ___

20		
5	15	
___	+	___ = ___
___	+	___ = ___
___	-	___ = ___
___	-	___ = ___

12		
4	8	
___	+	___ = ___
___	+	___ = ___
___	-	___ = ___
___	-	___ = ___

A

Number Correct:



Name _____

Date _____

*Write the missing number for each sentence.

1.	8 and 2 make <input type="text"/>		16.	11 is 10 and <input type="text"/>	
2.	9 and 1 make <input type="text"/>		17.	11 is 1 and <input type="text"/>	
3.	7 and 3 make <input type="text"/>		18.	12 is 2 and <input type="text"/>	
4.	6 and <input type="text"/> make 10		19.	11 is <input type="text"/> and 1	
5.	4 and <input type="text"/> make 10		20.	14 is 10 and <input type="text"/>	
6.	5 and <input type="text"/> make 10		21.	15 is 5 and <input type="text"/>	
7.	<input type="text"/> and 5 make 10		22.	18 is 8 and <input type="text"/>	
8.	13 is 10 and <input type="text"/>		23.	20 is 10 and <input type="text"/>	
9.	14 is 10 and <input type="text"/>		24.	2 more than 10 is <input type="text"/>	
10.	16 is 10 and <input type="text"/>		25.	10 more than 2 is <input type="text"/>	
11.	17 is 10 and <input type="text"/>		26.	10 is <input type="text"/> less than 12	
12.	19 is 10 and <input type="text"/>		27.	10 is <input type="text"/> less than 12	
13.	18 is 10 and <input type="text"/>		28.	8 less than 18 is <input type="text"/>	
14.	12 is 10 and <input type="text"/>		29.	6 less than 16 is <input type="text"/>	
15.	13 is 10 and <input type="text"/>		30.	10 less than 20 is <input type="text"/>	

Mrs. Brumberg: Learning Support

Week 9: 6/1-6/5

3rd Grade ELA

- ❖ Reading Comprehension packet (Last Day of School Blues)
- ❖ Summer writing prompts
- ❖ Continue practicing on ixl.com

3rd Math

- ❖ Receipt Change
- ❖ Mixed addition/subtraction mad minute-time yourself and see how many facts you get correct in one minute.
Hopefully you improve each week!
- ❖ Practice on ixl or studyisland

4th Grade Math:

- ❖ Checking division answers with multiplication
- ❖ Continue practice on ixl or studyisland

Note:

We made it! The last week of distant learning! Thank you for all of your hard work! I hope you enjoy your summer and stay safe! I can't wait to see you in August! 😊

Dreaming of Summer

Where I want to go:

Who I want to see:



What I want to eat:

What I don't want to do:



Last Day of School Blues

Today is the last day of school and Jenny is feeling down. She loved her third grade class and all the good times they have shared. She's going to miss her friends and especially her teacher, Mrs. Rodriguez. Jenny had learned so much in her class! Now, it's all over and Jenny felt like crying.

Samantha, Jenny's best friend, saw that Jenny was not her usual cheerful self.

"What's wrong, Jenny?" she asked, "Aren't you excited that summer vacation is starting today?"

"No!" Jenny replied. "I want to stay in school longer! I don't want it to end!" Suddenly, all the tears that Jenny had been trying to hold in, came spilling out of her eyes.

"Aww, I know you're going to miss it, but there are so many fun things we can do until we come back. We can sleep late, go swimming, have barbecues, and maybe even have a sleepover."

Jenny's tears stopped falling as she listened to her friend. "Really, we can do all that?"

"Yes, we can play tag outside, eat some ice cream and watermelon, and see fireworks on the fourth of July. Maybe our parents will even take us on a vacation. You never know. The summer can be full of adventures! We will be back in school before you know it."

"I never thought about all of that," Jenny said with a smile creeping on her face. "Let's make sure we clean out our desks, the last bell is about to ring!"

Jenny took a deep breath and said good-bye to her friends and Mrs. Rodriguez. Although she was still going to miss them, she was excited for her summer vacation to begin. She'll see them all soon enough.

Comprehension Questions

1. What special day is today? _____
2. What does "Jenny is feeling down" mean? _____
3. Why is she feeling like this? _____

4. Who tries to cheer Jenny up? _____
5. How does she try to cheer Jenny up? _____

6. Is she successful? _____
7. How do we know that she is successful? _____

8. What grade will Jenny be going to next year? _____
9. How do we know? _____
10. Have you ever felt down? _____
Why were you down? _____
How did you get to feeling better? _____

Summer Writing Prompt!

Think about your favorite book, movie, or TV show, and write a story about it. What would you do if you were in that world? What is something you'd like to see the characters do?

Summer Writing Prompt!

What would happen if you fell asleep on the beach? Would you wake up in another place? Would your family be missing? Would you have terrible sunburn?

Summer Writing Prompt!

"Everything seemed normal until the day..."

(Write a fictional story that starts with that sentence. What happens?)

Summer Writing Prompt!

Write about your favorite part of summer. Is it red popsicles? Swimming? The long days?

**Find the change for each receipt.****Answers**

1)

Sports Store	
Baseball	\$3.11
Baseball Cap	\$1.82
Knee Pad	\$3.25
Gloves	\$3.63

If you paid with a 20 dollar bill, how much change would you receive?

2)

John's Groceries	
Eggs	\$3.21
Milk	\$3.40
Cheese	\$4.93

If you paid with a 20 dollar bill, how much change would you receive?

1. _____

2. _____

3. _____

4. _____

5. _____

6. _____

3)

Candy Shop	
Lollipops	\$1.36
Chocolate	\$3.05
Gummies	\$1.17
Caramel	\$4.39

If you paid with a 20 dollar bill, how much change would you receive?

4)

Malt Shop	
Hot Dog	\$1.10
Burger	\$4.26
Soda	\$1.34

If you paid with a 20 dollar bill, how much change would you receive?

5)

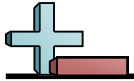
Restaurant Supplies	
Spoons	\$4.75
Forks	\$2.84
Plates	\$4.55
Cups	\$3.25
Napkins	\$3.93

If you paid with a 20 dollar bill, how much change would you receive?

6)

Clothing Store	
Shoes	\$1.53
Shirt	\$4.06
Socks	\$2.40

If you paid with a 20 dollar bill, how much change would you receive?



Check each answer. Determine if the answer is 'correct' or 'not'.

Division problems can be checked by multiplying the quotient by the divisor and then adding the remainder.

If the answer is the same as the dividend, it is correct.

$$263 \div 8 = 32 \text{ r}7$$

$$\begin{array}{r} 32 \\ \times 8 \\ \hline 256 \\ + 7 \\ \hline 263 \end{array}$$

$$182 \div 6 = 29 \text{ r}5$$

$$\begin{array}{r} 29 \\ \times 6 \\ \hline 174 \\ + 5 \\ \hline 179 \end{array}$$

Answers

1. _____
2. _____
3. _____
4. _____
5. _____
6. _____
7. _____
8. _____
9. _____
10. _____

1) $671 \div 2 = 74 \text{ r}5$

2) $134 \div 8 = 16 \text{ r}7$

3) $598 \div 6 = 99 \text{ r}1$

4) $391 \div 2 = 195$

5) $196 \div 6 = 32 \text{ r}4$

6) $566 \div 3 = 188 \text{ r}2$

7) $417 \div 5 = 83 \text{ r}2$

8) $747 \div 6 = 124 \text{ r}3$

9) $637 \div 4 = 159 \text{ r}1$

10) $656 \div 5 = 72 \text{ r}8$

4th grade System44 Week 9 June 1 – June 5

This week we will be working skills from our System44 workbook

- Please work on pages 93 -94
- We made it to the end of the year...it may not have been the ending that we were hoping for, but together we still accomplished a lot this year. I look forward to seeing each of you next year!
- If you have any questions feel free to email me anytime. I will do my best to get back to you in a timely fashion.
- Stay safe and enjoy the summer!!

Word Parts

Suffixes -y, -ly

Name _____

Build It

- Make new words by adding the **suffixes** below to the words in bold type. Write each word on the line. You may use a dictionary to help you.

Suffixes

-ly = "like" or "in a _____ way" -y = "being, having, able to"

- | | | |
|-----------------------------------|-----------------------------------|-----------------------------------|
| 1. _____
having luck | 4. _____
in a rapid way | 7. _____
having an itch |
| 2. _____
able to trick | 5. _____
being a risk | 8. _____
having spice |
| 3. _____
in a brisk way | 6. _____
in a safe way | 9. _____
being a mess |

Review

briskly**tricky**

- A **suffix** is a word part that is added to the end of a base word to change the word's meaning or part of speech.
- Suffixes **-ly** and **-y** can be added to the end of a base word.
- When **-y** is added to a base word that ends in **e**, the **e** is dropped.

Find It

- Use words from the word bank to answer the questions.

lucky briskly spicy rapidly

10. Which word tells about someone who wins a lot?

11. Which word can tell about a hot dish? _____

12. Which two words can tell about how fast someone runs?



Word Parts

Changing -y
to i

Name _____

Add It

- Add **-ed** and **-es** to each word. The first one is done for you.

	-ed	-es
1. spy	<u>spied</u>	<u>spies</u>
2. multiply	_____	_____
3. try	_____	_____
4. wish	_____	_____
5. classify	_____	_____
6. dry	_____	_____
7. hatch	_____	_____
8. supply	_____	_____

Review

cities

dried

happily

When **-es**, **-ed**, or **-ly** is added to a base word that ends with a consonant and **y**, the **y** is changed to **i**.

Fix It

- Fix these sentences by adding **-es**, **-ed**, or **-ly** to each underlined word. The first one is done for you.

9. We visited five city on our trip. cities
10. The jet fly quickly. _____
11. Jeff grinned happy when he won the spelling contest.

12. I try to run a mile in gym class. _____
13. We ate the grapes hungry. _____
14. I multiply 9 and 9 and got 81. _____





Adding 2 single-digit numbers

Grade 1 Addition Worksheet

Find the sums

1) $5 + 2 =$ _____ 8) $5 + 1 =$ _____ 15) $5 + 4 =$ _____

2) $3 + 6 =$ _____ 9) $5 + 3 =$ _____ 16) $9 + 1 =$ _____

3) $2 + 6 =$ _____ 10) $2 + 4 =$ _____ 17) $2 + 3 =$ _____

4) $4 + 4 =$ _____ 11) $3 + 5 =$ _____ 18) $3 + 1 =$ _____

5) $7 + 3 =$ _____ 12) $3 + 3 =$ _____ 19) $7 + 2 =$ _____

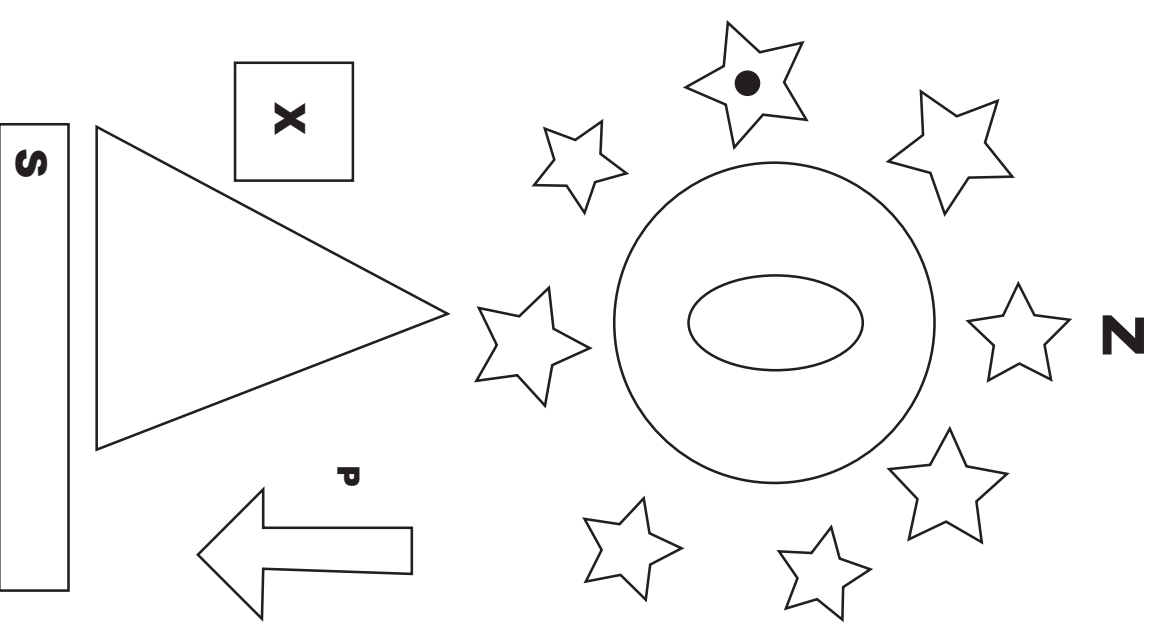
6) $1 + 1 =$ _____ 13) $6 + 4 =$ _____ 20) $2 + 8 =$ _____

7) $6 + 1 =$ _____ 14) $6 + 3 =$ _____ 21) $1 + 4 =$ _____

Position and Direction

Look at the illustration on the right.
Then circle the correct answers below.

1. The stars are (**around** / **within**) the circle.
2. The X is (**outside** / **inside**) the square.
3. The arrow is on the (**left** / **right**) of the triangle.
4. The arrow is pointing (**south** / **east**).
5. The oval is (**around** / **within**) the circle.
6. The S is on the (**left** / **right**) side of the rectangle.
7. The Z is (**north** / **south**) of the rectangle.
8. The star with a black dot is (**west** / **east**) of the oval.
9. The triangle is (**below** / **above**) the rectangle.
10. The P is to the (**left** / **right**) of the arrow.



Name: _____

Fry Words 81 - 90

Use your Fry words to complete each sentence. Write the word on the line. Cross out the words you use at the bottom.

1. The dog hurt _____ paw when it fell down.
2. We _____ my grandma on her birthday.
3. Last year I was in _____ grade.
4. How have you _____ ?
5. _____ is the boy with the dog?

Write your own sentences with two words you did not use.

1. _____


2. _____

You have 3 words left. Write them in ABC order.

_____, _____, _____

my	than	first	water	been
called	who	am	its	now

500~1000



>

Greater Than

Less Than

or

Equal To

=

Write in the symbol that makes the problem true.

>, < or =

1. 294 533

2. 760 670

3. 199 200

4. 429 409

5. 847 847

6. 128 356

7. 563 737

8. 1000 100

9. 909 606

10. 465 466

11. 984 934

12. 374 843

13. 776 776


14. 627 510

15. 553 553

Name _____

Date _____

Sweet Estimation



Estimate the sum by rounding each number to the nearest hundred. Show your work!

$$\begin{array}{r} 189 \rightarrow 200 \\ + 334 \rightarrow 300 \\ \hline 500 \end{array}$$

$$\begin{array}{r} 441 \rightarrow \\ + 323 \rightarrow + \end{array}$$

$$\begin{array}{r} 252 \rightarrow \\ + 368 \rightarrow + \end{array}$$

$$\begin{array}{r} 363 \rightarrow \\ + 429 \rightarrow + \end{array}$$

$$\begin{array}{r} 598 \rightarrow \\ + 176 \rightarrow + \end{array}$$

$$\begin{array}{r} 625 \rightarrow \\ + 238 \rightarrow + \end{array}$$

$$\begin{array}{r} 324 \rightarrow \\ + 150 \rightarrow + \end{array}$$

$$\begin{array}{r} 716 \rightarrow \\ + 202 \rightarrow + \end{array}$$

$$\begin{array}{r} 137 \rightarrow \\ + 381 \rightarrow + \end{array}$$

$$\begin{array}{r} 681 \rightarrow \\ + 99 \rightarrow + \end{array}$$


$$\begin{array}{r} 528 \rightarrow \\ + 145 \rightarrow + \end{array}$$

$$\begin{array}{r} 848 \rightarrow \\ + 136 \rightarrow + \end{array}$$

$$\begin{array}{r} 463 \rightarrow \\ + 276 \rightarrow + \end{array}$$

$$\begin{array}{r} 701 \rightarrow \\ + 163 \rightarrow + \end{array}$$


$$\begin{array}{r} 648 \rightarrow \\ + 220 \rightarrow + \end{array}$$



Carnival Count

Mark is working at the carnival fair today. Help him calculate his totals by adding or subtracting.

Mark sold 14 pink cotton candies and 23 blue cotton candies.
How many cotton candies did he sell in total?



It was a hot day and many people bought ice cream cones at the fair. Mark sold 18 vanilla flavored cones, 15 strawberry flavored cones, and 21 chocolate cones.
How many cones did he sell in total?



At the beginning of the day, Mark had 63 pretzels but by the end of the day he only had 18 pretzels. How many pretzels did he sell?



When Mark wasn't busy helping customers, he gave away balloons to visitors. Mark gave away 8 neon pink balloons, 11 forest green balloons, 24 jumbo purple balloons and 5 sky blue metallic balloons. How many did he give away?



Mark had 57 fun pack tickets.
At the end of the day he only had 9.
How many fun packs did he sell ?



Read & Review

Read the story below and answer the questions that follow.

SUMMER VACATION

The Bradley family packed up their car and drove to the mountains for a weekend camping trip. Jimmy couldn't wait to go fishing. His older sister Nicole loved to hike. Mom and Dad just wanted to relax.

When the family arrived, Jimmy and Nicole helped their parents set up the tents. Then Nicole took a walk down by the river. After dinner, the family roasted marshmallows and told ghost stories around the campfire. The sounds of crickets gently put everyone to sleep.

Early in the morning, Jimmy caught a big fish. Nicole and Dad rode their bikes, and Mom read a new book. It was hard to go home the next day. Everyone had so much fun, they agreed it was the best vacation ever!

1. Where did the Bradley family go on vacation?

2. What did Mom and Dad want to do on the trip?

3. Where did Nicole take a walk?

4. What did the family do around the campfire?

5. When did Jimmy catch a fish?

Summer Speech Ideas 2020:

Articulation

<https://www.speechteammate.com/free-articulation-worksheets>

Syllables

<https://www.themeasuredmom.com/6-syllable-activities/>



Directions: Keep your speech and language skills sharp! Color in each square as you complete the activity. See how many you can complete this month!

SUNDAY	MONDAY	TUESDAY	WEDNESDAY	THURSDAY	FRIDAY	SATURDAY
MAY 31	JUN 1	2	3	4	5	6
Articulation – B The B sound is made by bringing your lips together.	Repeat This Sentence Bobby bought a big bag of bubble gum.	Repeat This Sentence The baboon bit a bountiful bunch of berries.	Repeat This Sentence The baby grabbed bubbles in the bath tub.	Repeat This Sentence Abby boasted that she barbecued the biggest and best beef burgers.	Repeat This Sentence Don't bounce, bang, or bat the ball by the bedroom.	 <p>Check out this product: Ticklin' Tongue Twisters Pencils Item #JRM-60</p>
7	8	9	10	11	12	13
Adjectives Adjectives are describing words. Describe each item with 2-3 adjectives.	cactus 	seal 	your hair 	sun 	lemonade 	 <p>Check out this product: Adjectives Fun Deck Item #FD-66</p>
Flag Day 14	15	16	17	18	19	20
Details Listen for the details in the story to answer the question.	The new pencil costs a dollar at the gift shop. How much does the pencil cost?	At 9:00, Greg gets in bed and reads stories with Mom. When does Greg get in bed?	On Saturday, meet Rachel in the park to go over the plans. Where will you meet Rachel?	Juan beat the high score of 58 points at the basketball tournament. What was the high score?	Remind Brenda and Karen to pick up their new t-shirts at the office. Who do you need to remind about the t-shirts?	 <p>Check out this product: Auditory Memory for Details in Sentences Item #FD-121</p>
Father's Day 21	22	23	24	25	26	27
Prefixes The prefix un- means "not" or the opposite of the root word.	What is the opposite of tie?	What is the opposite of fair?	What is the opposite of happy?	What is the opposite of true?	What is the opposite of common?	 <p>Check out this product: 500 Prefixes, Suffixes, and Stems Fun Sheets Item #BK-364</p>
28	29	30	JUL 1	2	3	Independence Day 4
Yoga Try these cool yoga moves!	Sit on the floor with the bottoms of your feet touching to look like a butterfly.	Put your hands on the floors, your feet on the floor, and your bottom in the air to make a triangle with your body.	Stand up tall and hold your arms out like the letter T.	Put your hands and knees on the ground like a table. Then dip your belly towards the ground to bed your back.	Put your toes and hands on the floor like you are about to do a push-up. Hold that position as long as you can.	 <p>Check out this product: Yogarilla Exercises and Activities Item #OTSC-8765</p>



Directions: Keep your speech and language skills sharp! Color in each square as you complete the activity. See how many you can complete this month!

SUNDAY	MONDAY	TUESDAY	WEDNESDAY	THURSDAY	FRIDAY	SATURDAY
JUN 28	29	30	JUL 1	2	3	Independence Day 4
Yoga Try these cool yoga moves!	Sit on the floor with the bottoms of your feet touching to look like a butterfly.	Put your hands on the floors, your feet on the floor, and your bottom in the air to make a triangle with your body.	Stand up tall and hold your arms out like the letter T.	Put your hands and knees on the ground like a table. Then dip your belly towards the ground to bed your back.	Put your toes and hands on the floor like you are about to do a push-up. Hold that position as long as you can.	 <p>Check out this product: Yogarilla Exercises and Activities Item #OTSC-8765</p>
5	6	7	8	9	10	11
Fronting Say which sentence makes better sense.	I will open the door with my tea. I will open the door with my key.	The dirty dog played in the mud. The dirty dog played in the mug.	The tar drove 60 miles per hour. The car drove 60 miles per hour.	Summer ate eggs and toast for breakfast. Summer ate eggs and coast for breakfast.	Ms. Earle caught her class. Ms. Earle taught her class.	 <p>Check out this product: Silly Sets Combo Item #Silly-673</p>
12	13	14	15	16	17	18
Syntax Unscramble these sentences.	 stove hot. The is	 slide. down went the Joy	 To Tova flew Mexico. and Paul	 pilot be grows wants she Ruby to a up. when	 to game. the wearing team matching is shirts The	 <p>Check out this product: Sentence Shuffle Fun Deck Item #FD-153</p>
19	20	21	22	23	24	25
Categories Categories are a group of items that are alike. Name the category where these words belong						 <p>Check out this product: Name that Category! Fun Deck Item #FD-79</p>
26	27	28	29	30	31	AUG 1
Cause and Effect A cause happens before an effect.	Finish this sentence. Tamara waters the seeds every day. Soon the seeds _____.	Finish this sentence. Kevin pushed hard on the pencil point. Then the pencil _____.	Finish this sentence. Llz forgot to put her homework in her backpack. When she got to school _____.	Finish this sentence. Adrian studied hard for his test. Then _____.	Finish this sentence. The car had a flat tire. Then _____.	 <p>Check out this product: Webber Inferencing Big Deck 2 Item #BIG-456</p>

Directions: Keep your speech and language skills sharp! Color in each square as you complete the activity. See how many you can complete this month!

SUNDAY	MONDAY	TUESDAY	WEDNESDAY	THURSDAY	FRIDAY	SATURDAY
JUL 26	27	28	29	30	31	AUG 1
Cause and Effect A cause happens before an effect.	Finish this sentence. Tamara waters the seeds every day. Soon the seeds _____.	Finish this sentence. Kevin pushed hard on the pencil point. Then the pencil _____.	Finish this sentence. Liz forgot to put her homework in her backpack. When she got to school _____.	Finish this sentence. Adrian studied hard for his test. Then _____.	Finish this sentence. The car had a flat tire. Then _____.	 <p>Check out this product: Webber Inferencing Big Deck 2 Item #BIG-456</p>
2	3	4	5	6	7	8
Articulation S The S sound is made by letting air out between your teeth through the front of your mouth.	Repeat This Sentence Sam said sadly, "Sara can't sing because she is sick."	Repeat This Sentence Sorry Sandy, your soup is too salty to sip.	Repeat This Sentence Outside my houseboat, a dinosaur is racing a police officer on his bicycle.	Repeat This Sentence Tales say if a princess kisses a frog's face he transforms into a prince.	Repeat This Sentence Sabrina sent Jess the recipe for sour, ice cold popsicles.	 <p>Check out this product: Ask & Answer "Wh" Bingo Item #BGO-120</p>
9	10	11	12	13	14	15
When "When" questions have a "time" answer. Listen for a time word in each sentence to answer the question.	The game starts at 9 o'clock. <i>When does the game start?</i>	Yesterday, Kate had her swimming lesson. <i>When did Kate have her swimming lesson?</i>	Last night, Randy's favorite movie was playing on TV. <i>When was Randy's favorite movie on TV?</i>	Laura went to get ice cream with her mom after school. <i>When did Laura have ice cream?</i>	When you hear thunder, get out of the pool. <i>When do you need to get out of the pool?</i>	 <p>Check out this product: Ask & Answer "Wh" Bingo Item #BGO-120</p>
16	17	18	19	20	21	22
Conjunctions Combine these two sentences to make one sentence using "or," "but," or "and."	 Carrots are delicious. Brussels sprouts are delicious.	Ducks can fly. Penguins can't fly. 	 Would you like to eat chocolate ice cream? Would you like to eat vanilla ice cream?	Aiden went to the trampoline park. Aiden ate pizza. 	 Tom put on his shirt. The shirt was too small.	 <p>Check out this product: What is the Main Idea? Super Fun Deck Item #FD-82</p>
23	24	25	26	27	28	29
Do/Does Use "does" if the subject is singular. Use "do" if the subject is plural, "I," or "you."	Fill in the blank with "do" or "does." Kumail _____ the dishes.	Fill in the blank with "do" or "does." Trina _____ the math problems.	Fill in the blank with "do" or "does." The volunteers _____ good work.	Fill in the blank with "do" or "does." Leo and Ash _____ flips on the grass.	Fill in the blank with "do" or "does." _____ you like my hair.	 <p>Check out this product: Grammer Chipper Chat Item #CC-47</p>
30	31					