

There is a reading log attached to the bottom of this document. It is **optional** but strongly suggested. We know this is a difficult time so please complete it if you can. The extra websites at the end of each lesson are the same. If you have time, we would strongly encourage you looking into them but they are **optional** as well.

However, everything else besides the websites and the reading log are **required** for language arts. Please keep all papers organized and safe.

\*When you finish your assignments, you can take a picture of all of them. You can tear them out of your notebook if you want and send it with you in the picture if you would like to Ms. Morris or Mrs. Walewski through email or the Remind app. We are also trying the Seesaw app for language arts if you want to give it a try. If you want to attach each individual document, you can do that as well. We do need to know you are doing the work though. We miss you! Anything that goes in your notebook should have a heading on it so we know what day and skill. Thanks!

#### Day 1—Dot and Jabber—Language Arts

##### Vocabulary for today—

1. explanation
2. riddle
3. wonder

\*Talk about these words and define them with an adult at home. Then, find a book at home that has one of these words either in it or shows the meaning of it. Tell me the name of the book and how it shows your vocabulary word.

##### High Frequency Words/Sight Words—

Practice the high frequency words for the week. These include **among, another, instead, none.**

Fill in the blank with the correct sight word.

1. I will have \_\_\_\_\_.
2. \_\_\_\_\_ of the fruit is left.
3. Eat this \_\_\_\_\_.
4. He likes to nap \_\_\_\_\_ his dogs.

**Read—Dot and Jabber and the Great Acorn Mystery—** Parents—you may want to just double check it to make sure that the ads are appropriate. Search under Youtube for the story. It is called **Dot and Jabber and the Great Acorn Mystery** by Ellen Stoll Walsh. If you go to a search engine (www.google.com, www.bing.com) and type in **Dot and Jabber and the Great Acorn Mystery** by Ellen Stoll Walsh and hit enter, you will get some choices of different people

reading this story to your child. Please just preview the story before giving it to your child to read/listen to due to the ads. If you need help, please reach out to Mrs. Walewski or Ms. Morris. We are looking for an easy online resource so the students can read it on their own. You can pause it and turn the volume down for now if you want to practice reading a couple of pages on your own. Write in your notebook something you liked about the story or did not like.

### **Grammar Skills—**

Fix this sentence in your notebook—

1. I willn't shout in the library
2. i will bee very quiet.

This week we are working with the pronouns I and Me. The pronouns I and me take the place of the writer's name. I is the subject of a sentence, and it comes before the verb--I have a great idea. Me comes after the verb: Grandpa took me to the ball game.

Write I or me to complete each sentence.

1. \_\_\_\_\_ make old things into new things.
2. Josh gave \_\_\_\_\_ his old bike.
3. \_\_\_\_\_ had a great idea.
4. Kim and \_\_\_\_\_ made a rocket ship.
5. Watch Kim and \_\_\_\_\_ blast off!

### **Writing—**

You find a treasure in your backyard. Tell me about it. Remember to write complete sentences with a capital letter at the beginning and punctuation at the end.

### **Phonics/spelling—**

1. **Read your decodable with the patterns for the week (oo). It is called "The Rooks' Farm." Make sure to highlight the oo words or write them in your notebook.**
2. **Words with oo—Take your pretest for the week.**

**book, moon, took, food, look, pool, zoo, noon, good, foot**

Have somebody at home give you a spelling pretest. Write the words in your journal. How did you do? If you know them all, you can add some of the challenge class vocabulary words above. Practice the words that you got incorrect.

## **Extra Resources if needed for Language Arts-Enrichment or more practice if needed...**

1. **ABCMouse, Reading IQ, Adventure Academy** –free if used with the code AOFLUNICEF (This code will work for 3 total products.)
2. **MobyMax**—Student number and the password is the student number they use to get on the computers at school. If you cannot get on using the number and you have tried more than once, please add a 1 at the end of the number. Sometimes they have to do that because the number they were issued was already taken somewhere else in the country. So, if my number is 160287, I would put in 1602871 for both the login and password. Let us know if this does not work. If you hit the home button or the three lines at the top, you will get the main menu to pick from different activities.

## Day 2—Dot and Jabber—Language Arts

### Vocabulary for today—

#### New word—

confused

**Review Words from yesterday**—explanation, riddle, wonder (Write a sentence using these words.)

Tell me a time that you were confused. What happened?

### High Frequency Words/Sight Words/Selection Vocabulary—

The student should read this paragraph to an adult to practice their sight words/high frequency words. If they struggle, please have them read it twice. Words to practice—among, another, instead, none.

Brief Story—(from Reading Street)

Andy and Luke liked trading with one **another**. **Among** the things those kids traded were games, books, and skates.

Andy had good games, but he liked Luke's **instead**. **None** of Luke's books pleased him as much as Andy's.

Their moms took one look at all those trades and said, "That's enough"

### Read—Skill—Compare and Contrast

Read and answer the questions below in your notebook or on the Seesaw app.

Chick and Spot are friends. They do not fight. They like to play games. Sometimes, they chase each other around the yard. I laugh when I watch them play.

1. Who is big?
2. Who is small?
3. Who can bark?
4. Who is standing?
5. Who has wings?
6. Draw two cats that look the same
7. Draw two cats that do not look the same.

### **Grammar Skills—**

#### **Fix this sentence in your notebook—**

1. can we walk here
2. no, we cant walk on the grass.

I and me are both pronouns that take the place of your name. I is used in the subject. Me is used after the verb. Write the correct one (I, me) in the blank.

1. \_\_\_\_\_see an acorn.
2. It gives\_\_\_\_\_an idea.
3. \_\_\_\_\_take the acorn home.
4. See Dot and\_\_\_\_\_hide the acorn.
5. Dot and \_\_\_\_\_ paint it.

### **Writing—**

Write what you think a hot air balloon ride would be like. Make sure to use 3-4 sentences describing what you think the ride would be like.

### **Phonics/spelling—**

This week we are also reviewing adding endings at the end of our base word. Remember the tricks for adding -ing and -ed if the word ends in an “e.” If you are adding “ed,” you do not add another e. If you are adding -ing and it ends in an “e” with a consonant before it, you drop the “e” and add -ing.

#### **Read the following words—**

saved smiled joked racing waved

saving smiling joking raced waving

### **Words with ou--Spelling**

Fill in each sentence or clue with the missing spelling word. You will not use them all. Spelling words—book, moon, took, food, look, pool, zoo, noon, good, foot. Write the answers in your notebook or use the Seesaw app.

1. Which word rhymes with took?
2. Which word rhymes with moon?

### **Write a word that often goes with the list word.**

3. bad \_\_\_\_\_
4. hand \_\_\_\_\_
5. drink \_\_\_\_\_

### **Write the missing list word.**

6. Greg wants to read a \_\_\_\_\_.
7. Ann wants to swim at the \_\_\_\_\_.
8. Joe wants to feed deer at the \_\_\_\_\_.

\*If you want to pick another way to study around your house, go ahead. But, you do need to complete what is up above first.

**Vocabulary for today—**

**New word—**

encouragingly

**Review Words from yesterday—**

confused

wonder

riddle

explanation

Today, you are going to make a word jar. You will write all the words, including all the review words on a small piece of paper and put it in a jar or small cup. The words need to have the meaning of it somewhere on it. It can be on the front of the piece of paper or on the back. We are going to use the jar to study throughout the week.

This is just an example of what we are making— It can be anything to take the place of a jar. We will just use it to study our words.



**High Frequency Words/Sight Words/Selection—**Our selection vocabulary are the following words. These words are found in your story. The list of words include **solved, mystery, hurray, detectives, million, meadow**. **Fill in the blanks with the correct word.**

1. The blue bird flies over a big \_\_\_\_\_.
2. Hey, it seems as if a \_\_\_\_\_ stars fill the sky!
3. The two \_\_\_\_\_ looked among the piles of papers.

4. The team will yell \_\_\_\_\_ if they win another game.
5. None of the men could explain the \_\_\_\_\_.
6. Instead of giving up, the officer \_\_\_\_\_ the case.

Highlight or write all of the oo words and words that drop the e and add an ending.

Page 1

## Going for a Drive



Dad was smiling. He stood up.  
"It's a good day for driving," he  
said.  
"I'm taking everyone with me.  
Let's go!"


Page 2

## Going for a Drive



Lacy and Mike shook their heads.  
"We're baking cookies, but we  
can't find the cookbook."

## Going for a Drive



Jon and Margo shook their heads.

“We’re writing about saving the whales, but we don’t know what to look up.”

## Going for a Drive



“We are piling in the car and riding downtown,” said Dad, waving at the kids.

“I know just the place to go!”

### Grammar Skills—



Fix these sentences in your notebook—

1. please turn on the light
2. It is to dark in hear.

Write sentences about a mystery you solved. Use at least one sentence that has I and one sentence using me.

### Writing—

Do you miss winter now that it is spring? If you do, explain why you miss it. If you are happy it is spring, tell me why you are excited. Use at least 3 or 4 sentences.

### **Phonics/spelling—**

Vowel pattern—oo and dropping the final -e and adding -ing,-ed, or -es.

### **Read the following words to somebody at home to practice our patterns for the week—**

wood	wool	book
traded	wishes	look
hook	biked	
good	using	

### **Spelling Practice—Decide how you want to practice your spelling words the following**

**website. It is** <https://www.thoughtco.com/ways-to-practice-spelling-words-2086716>. If you want to do something else to practice your words, please just write or take a picture of what you did to practice.

1. book
2. moon
3. took
4. food
5. look
6. pool
7. zoo
8. noon
9. good
10. foot
11. instead
12. another

Day 4—*Mole and Baby Bird--Language Arts*

**Vocabulary for today—**

**New words—**

case

suspects

Add these words along with their meanings to your word jar that you made yesterday. We will use the word jar to review our words tomorrow. Make sure you know the words above before you put them in the jar.

**High Frequency Words/Sight Words/Fluent Reading**

Read the decodable, “Racing to Clean.” Remember the book is attached from the original email or you can find it in Seesaw.

Please read it once with an adult and once by yourself. Highlight or write all of the words that have the same vowel sound as in foot—oo. Also, highlight or write the words that you added endings and dropped the final e.

## **Grammar Skills—**

Fix the following sentences—

1. how soon can we go
2. We cant go yet

Circle or write the correct answer to fill in the blank.

1. \_\_\_\_\_ saw a squirrel.
  - a. Dad and me
  - b. Dad and I
  - c. Me
2. \_\_\_\_\_ found an acorn.
  - a. Me
  - b. Dad and me
  - c. I
3. Jabber asks \_\_\_\_\_ for clues.
  - a. Dot and me
  - b. Dot and I
  - c. I
4. \_\_\_\_\_ put the acorn in a hole.
  - a. Dot and me
  - b. Me
  - c. Dot and I
5. It was clever of \_\_\_\_\_ to solve the mystery.
  - a. I
  - b. Me
  - c. me and I

## **Writing—**

Imagine that you were blowing bubbles outside on a nice spring day. All of a sudden you blow a huge one and you get stuck in it and it will not pop for an hour. What will you do while you are stuck in the bubble?

**Spelling**—Please use the same website as you did yesterday and pick a way to practice your spelling words. If you have a way to practice that you really like, you may use it. However, you cannot do the same as yesterday. The words that we are practicing are book, moon, took, food, look, pool, zoo, noon, good, foot, instead, another.

The website is <https://www.thoughtco.com/ways-to-practice-spelling-words-2086716>.


## Day 5—Dot and Jabber—Language Arts

**Most of Friday (or Day 5) is a test and review day. Use today to get caught up on anything you didn't get to this week.**

### **Vocabulary—**

Get your vocabulary jar out and pull out a paper at a time until you have done them all. See if you can tell an adult at home a sentence using the word that you pull out. Remember do them all so you review each word. If you want to take a picture of your vocabulary jar, you may do so but you do not have to.

**Spelling**--Have somebody at home give you a spelling test. Remember you should spell these on your own. Write and label in your notebook. The words are book, moon, took, food, look, pool, zoo, noon, good, foot, instead, another.

Sentence to have an adult read to you while you write it.  None of the wood is piled in the shed.

### **Read these sentences to an adult at home—**

1. The cook is tasting another bit of food.
2. Ty hoped to get another wool scarf.
3. None of the girls took the dancing class.
4. His dancing footwork is among the best there is.
5. This book is among the three Steve traded.
6. Tess will be hiking to the brook instead of up the hill.
7. None of the dogs raced to where I stood.
8. The cat is hiding in its nook instead of eating.
9. Look for another skating champ at the rink.

**Read this story to an adult at home—**

**A Good Idea**

“It might be fun to get a fish tank in this classroom,” stated Brook.

“That will cost a lot, “ said Miss Woods. “This is how we can do it. We can pay for the tank by selling cupcakes and cookies,” said Mark. So the class started making baked goods. The girls baked cupcakes with white icing. Then they tasted the cupcakes and cookies. Yum! It was all quite good! The boys and girls liked it all.

Miss Woods’s class got the fish tank they had hoped for. The girls added plants. The boys added fish. Brook and Mark each had a big smile. Miss Woods smiled too.

**Fix these sentences in your notebook—**




1. She like to sing hear.
2. what do you do here

# Reading Log K-1

**Parent/Guardian:**

Reading to/with your child is very much encouraged at an early age. It helps your child gain the sense that letters make up words, words make up sentences, and sentences can make up stories. Please be sure to have a discussion with your child about what he/she has read. Please have your child read every day and respond to what he/she has read using the log. Your child can respond using pictures if he/she cannot write yet. Please be sure to sign the log as well.

**Student:** \_\_\_\_\_ **Class** \_\_\_\_\_

<p><b>Title:</b> _____</p> <p><b>Date</b> _____</p> <p>Fiction   Non Fiction</p>	<p><b>What was your favorite part from today's reading?</b></p>		
<p><b>Title:</b> _____</p> <p><b>Date</b> _____</p> <p>Fiction   Non Fiction</p>	<p><b>Who is the main character? (Draw and Label)</b></p>		
<p><b>Title:</b> _____</p> <p><b>Date</b> _____</p> <p>Fiction   Non Fiction</p>	<p><b>Beginning</b></p>	<p><b>Middle</b></p>	<p><b>End</b></p>
<p><b>Title:</b> _____</p> <p><b>Date</b> _____</p> <p>Fiction   Non Fiction</p>	<p><b>What is the setting?</b></p>		
<p><b>Title:</b> _____</p> <p><b>Date</b> _____</p> <p>Fiction   Non Fiction</p>	<p><b>How many stars would you give for today's reading? (Circle one)</b></p> <div style="display: flex; justify-content: space-around; align-items: center;">    </div>		
	<p><b>Parent Signature for the week:</b> x _____</p>		

If you don't have a printer, you can also keep track reading in your notebook.

Don't forget you can also take an Accelerated Reader test by going on this website and following the directions in the email that I sent out.

<https://global-zone08.renaissance-go.com/welcomeportal/24187>

1. Click on the link above.
2. Click on student.
3. Put your number in that you use to get on the computers at school. You will then put your number in again for the password.
4. You may get a pop-up that says you need to change your password. Please disregard.
5. Then, you will get a box saying to type the name of your book into the box. Type it in and hit enter.
6. The book should come up if typed correctly. Please note that almost every book is in this system. However, sometimes you may come across one that is not.
7. You will hit the button "quiz" and some questions will appear on whether or not you read it by yourself or with an adult. Then, you should get a small test with 10 questions that pop up.
8. Take the test and see how you do. Feel free to reach out and let me know. I can always check on my end as well.