

# Biology 2

## 4 Pigeon Dissection Lab Review

A decorative graphic on the left side of the slide, resembling the spiral binding of a notebook. It consists of a series of dark brown circles connected by a thin, dark brown line, forming a spiral shape.

---

4 What substance composes the structure of a bird's beak?

4 keratin

## 4 Identify the phylogeny the speckled pigeon.


- Kingdom = animalia
- Phylum = chordata
- class = aves
- order = columbiforme
- genus = Columba
- species = guinea



---

4 What is the function of the syrinx?


4 Produces the bird songs and calls...it is used as their form of vocalization

A decorative graphic on the left side of the slide, resembling the spiral binding of a notebook. It consists of a series of dark, circular loops connected by a thin line, set against a light brown background.

---

4 Why are there small pebbles in the pigeon's gizzard?


4 To help grind up the food for the bird since they lack teeth.

A decorative graphic on the left side of the slide, resembling the spiral binding of a notebook. It consists of a series of dark, circular loops connected by a thin, dark line, set against a light brown background.

---

4 The stomach is composed of what two body parts?

4 The gizzard and the proventriculus

A decorative spiral binding on the left side of the slide, consisting of a series of dark, circular loops.

---

4 What are the two main muscles used for flying?

4 Pectoralis major and pectoralis minor