

---

---

**Follow along on the Google form  
posted for classwork on 11/4**

---

---

# Organizing activity

1. First organize numbers on the next slide :
  - a. Drag the text boxes to organize them into columns and rows
  - b. EVERY ROW ACROSS MUST HAVE SOMETHING IN COMMON
  - c. EVERY COLUMN DOWN MUST HAVE SOMETHING IN COMMON








# Answer the questions on the form about the numbers

00	01	02	03	04	05	06	07	08	09
10	11	12	13	14	15	16	17	18	19
20	21	22	23	24	25	26	27	28	29
30	31	32	33	34	35	36	37	38	39






# Look at the “people” on the next slide














- Sort them
- Make 2 rows
- Every column must have something in common
- Every row must have something in common







- SEPERATE ROWS BASED ON SHAPE
- MOVING LEFT TO RIGHT, FINGERS CHANGE
- MOVING UP AND DOWN, HAIR CHANGES
- ORGANIZE THE NEW PEOPLE (WITH RED BORDERS) ON THE NEXT SLIDE IN THE CORRECT LOCATION





...





ANSWER THE QUESTIONS ON THE FORM ABOUT THESE PEOPLE