



Stories

Knowledge 3



By: _____



Chicken Little

Cut out the three pictures. Arrange the pictures in order to show the proper sequence of events. Once they have been sequenced correctly, glue the pictures onto the next piece of paper.



Teacher tip: keep the pages they have to cut separate from their book.
Pass them out as needed.

Chicken Little - sequencing

1

2

3

The Three Little Pigs

Cut out the four pictures. Arrange the pictures in order to show the proper sequence of events. Once they have been sequenced correctly, glue the pictures onto the next piece of paper.



The Three Little Pigs- sequencing

1

2

3

4

The Wolf and the Seven Kids

Cut out the four pictures. Arrange the pictures in order to show the proper sequence of events. Once they have been sequenced correctly, glue the pictures onto the next piece of paper.



The Wolf and the Seven Kids- sequencing

1




2

3

4

The Bremen Town Musicians

Cut out two pictures. Arrange the pictures to show the main character and the setting of the story. Glue the pictures into the correct box on the next page.



The Bremen Town Musicians

1

Main character

2

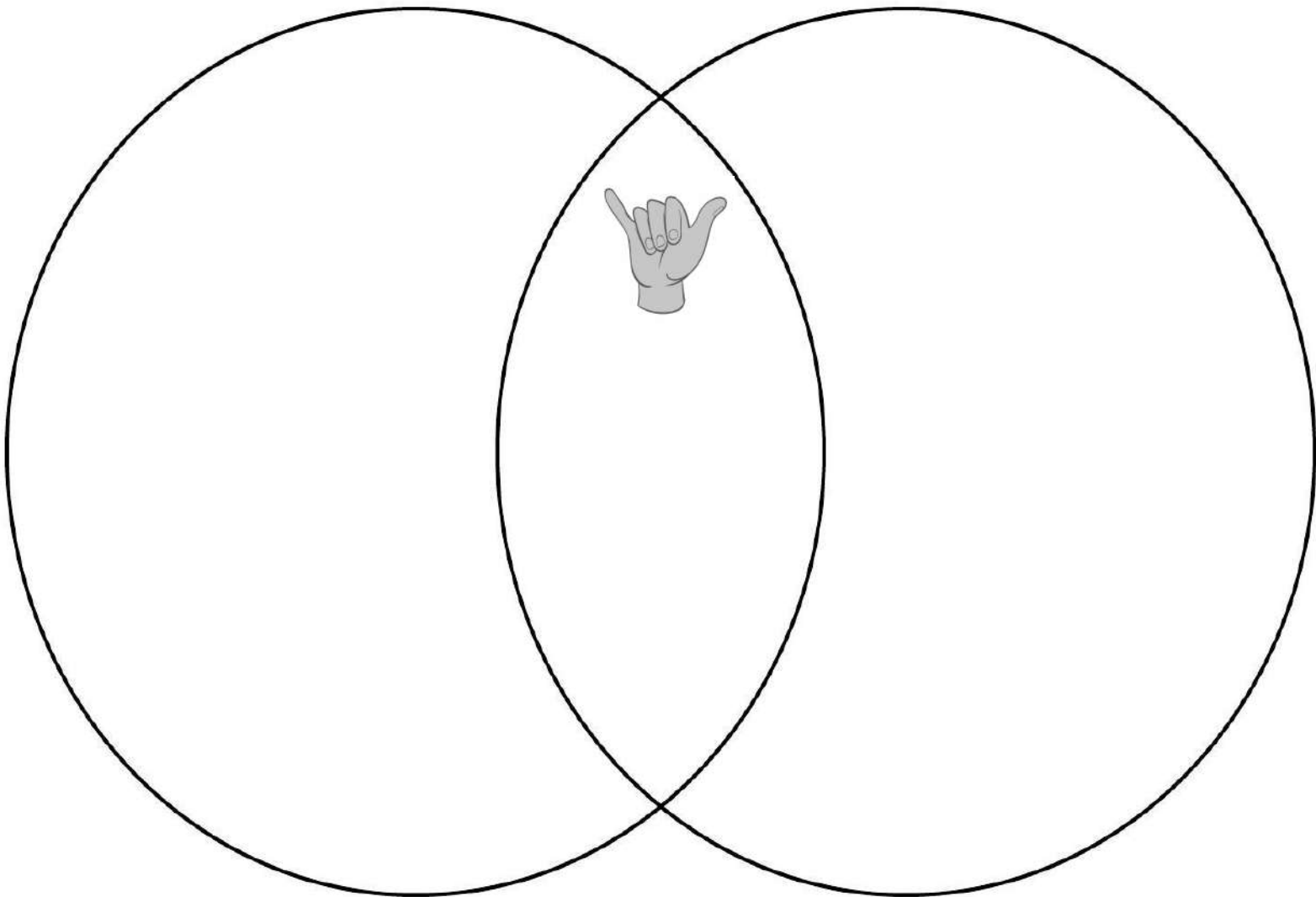
Setting

Momotaro, Peach Boy

I think

is a hero because

The Story of Jumping Mouse, pt. 1



Compare how Momotaro and Jumping Mouse are the same and different. This can be completed whole class, small group, or independently.

The Story of Jumping Mouse, pt. 2

I like

because

Goldilocks and the Three Bears

character



setting

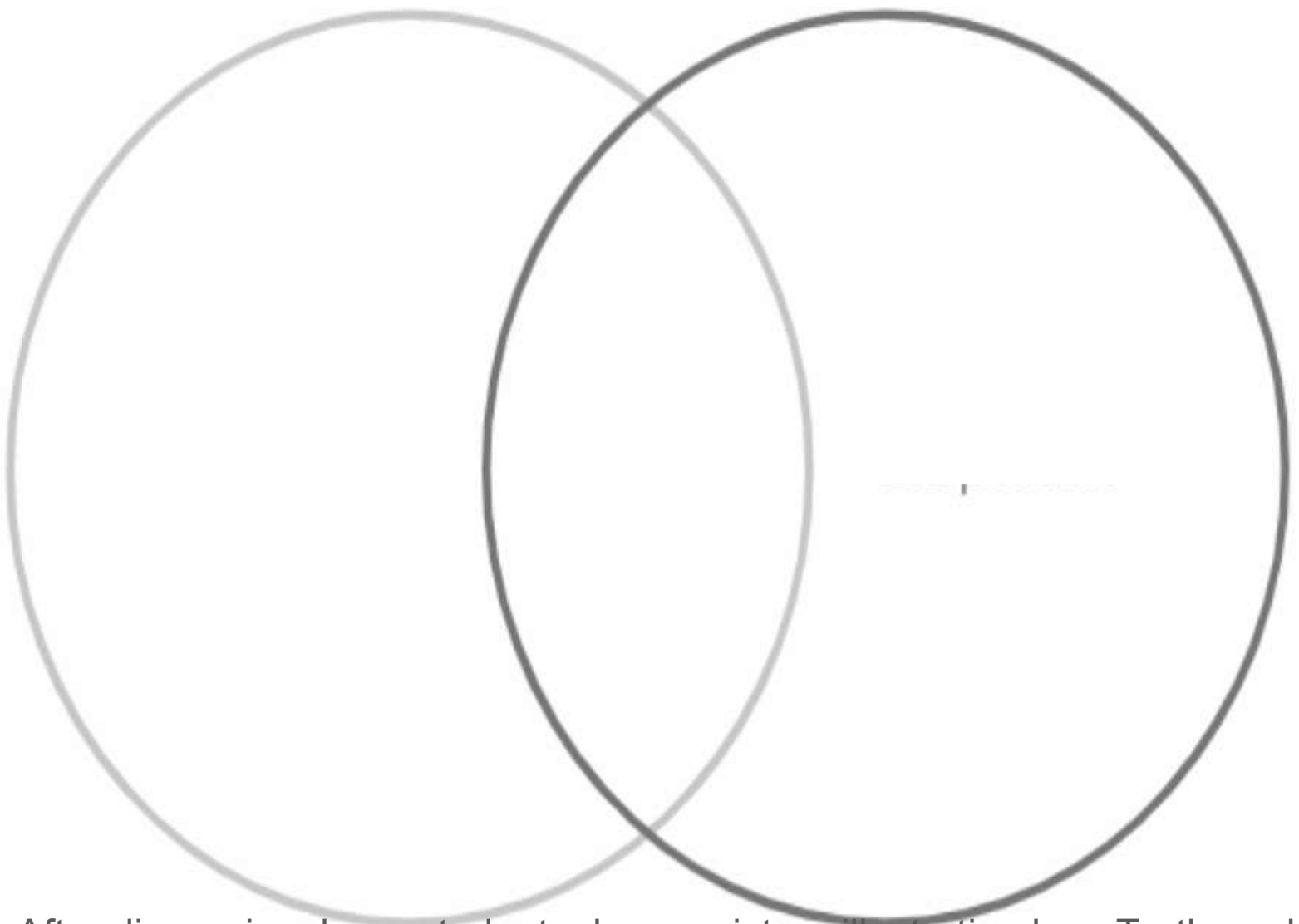


plot



Students will draw pictures to represent the characters, setting, and plot of the story.

Tug of War



After discussion, have students draw a picture illustrating how Turtle and Elephant are different.