

Use CKLA activity pages as part of this book.

Print the cover and lesson 9 separately single page

order of pages.....

cover-single page

ckla activity 1-1

lesson 1-2 print front to back

ckla activity page 3.1

lesson 3-4 print front to back

ckla activity page 5.1

lesson 5-6 print front to back

ckla activity page 7.1

lesson 7-8/9 print front to back

ckla activity page 9.1

lesson 9

Columbus and the Pilgrims



Knowledge 9
Lessons 1-9





Spice Seekers look for

spices.



spices bag



I can seek for


A large, empty rectangular box with a thick black border, intended for a child to draw a picture related to their search for spices.

Word Work

adventure



convince



fleet



navigators



victorious





Columbus

and



crew

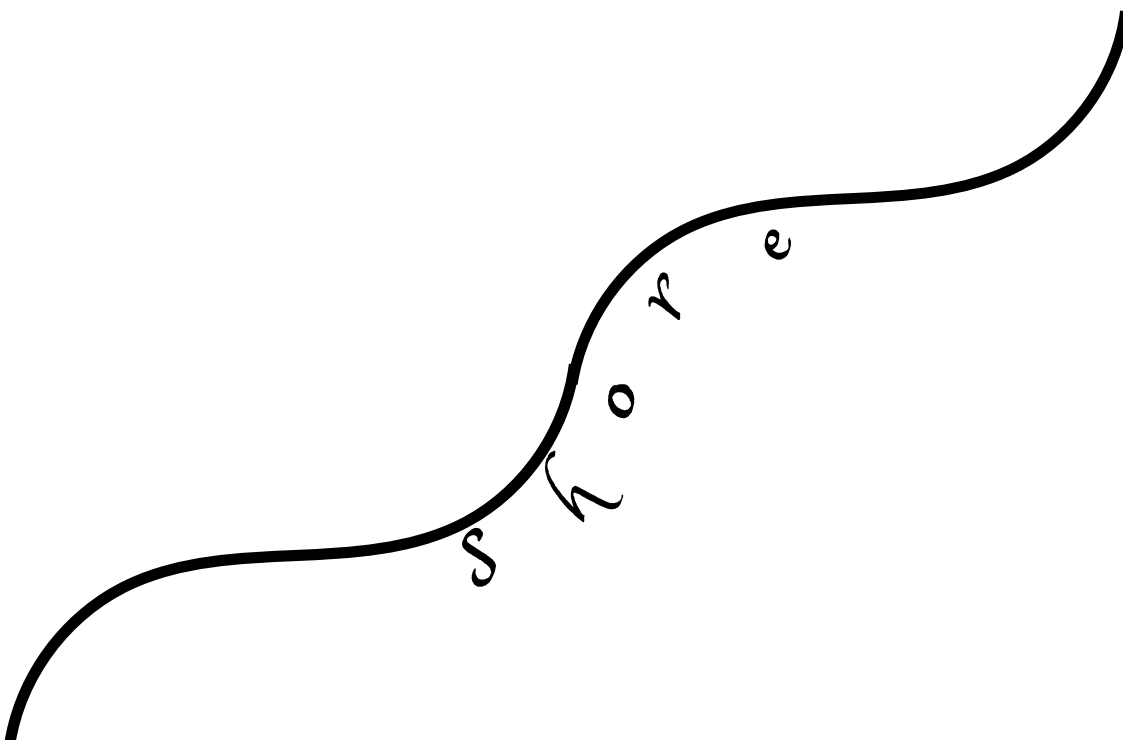
see 5 things.

	i	a	n	d
--	---	---	---	---




Columbus

set sail in



Knowledge 9 Lesson 3- cut and glue pictures to show that land was near, glue numbers on the water 1492, draw the land and water on each side of the shore line. Draw a boat, trees something on land something in the water.

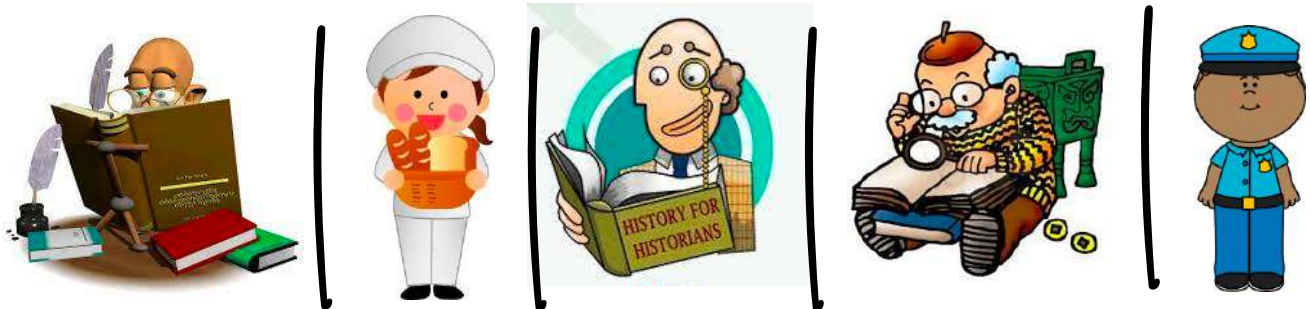


Know 9 lesson 4 - draw something you learned from the read aloud, ex. draw a picture of the place where Columbus landed, the people Columbus met, the sinking of the ship, or the treasures Columbus brought back with him to Spain. Write a caption.

ashamed




historian




1st Voyage

2nd Voyage



_____ ships

3rd Voyage



_____ ships


Know 9 lesson 5 - circle the pictures of the kids that should feel ashamed and circle historians. Write the number of ships, then color 17 ships for 2nd voyage. Circle what king/queen said he better find on 3rd voyage.

Word Work

colonies



disappointed



explorers



religion



refused





Look inside the Mayflower.



Draw the cargo you see.

Squanto



The Pilgrims might have perished if not for the kindness and assistance given by the native north american people

Draw Plymouth Rock and how **Squanto** and his tribe helped the pilgrims.

Know 9 lesson 8-9 - Trace Squanto and color, draw Plymouth Rock, draw food, shelter, etc

CELEBRATION






Know 9 Lesson 2 - use with word work page








Know 9 use with Lesson 6 page





4 2




9 1



4 2




9 1

Know 9 use with Lesson 3 page



4 2

9 1



4 2

9 1