



# Kindergarten–Mondrian



Composition with Large Red Plane, Yellow, Black, Gray and Blue (1921), Piet Mondrian


Line, Color, Shape

# What do you see?



Composition with Large Red Plane, Yellow, Black, Gray, and Blue  
(1921), Piet Mondrian

# Artistic Focus: Line, Color, Shape




Composition with Large Red Plane, Yellow, Black, Gray, and Blue (1921), Piet Mondrian

**LINE** The path of a moving point. It can be vertical, horizontal, diagonal, curved, angular, zigzag, bent, straight, interrupted, thick, or thin. It can be made with a pencil, marker, brush, or more.

**COLOR** What the eye sees when light is reflected from it.

**SHAPE** The area enclosed by an outline; the flat area created by lines, colors, and tones; geometric; organic, natural, or amorphous (without clarity). Shapes can be indicated by line or color.

# Today's Objective




Composition with Large Red Plane, Yellow, Black, Gray, and Blue (1921), Piet Mondrian

1. **Observe** the use of line, color, and shape within Composition with Large Red Plane, Yellow, Black, Gray, and Blue by Piet Mondrian.
2. **Create** a drawing, a painting, or a cut paper collage using a variety of lines, colors, and shapes.
3. **Use** crayons, colored pencils, paint, oil pastels, chalk pastels, or whatever art medium you would like.
4. If you do not have coloring materials, please research Piet Mondrian. Download 3 pieces of your favorite paintings.

# Materials

8-1/2 x 11 copy paper or  
9x12 white paper or construction paper



Glue Stick




Markers or crayons

Scissors





# Piet Mondrian



- Piet Mondrian was born in the Netherlands in 1872
- His most famous paintings are rectangles of white and primary colors, dissected by black lines
- Escaping in 1940 from a Europe at war, Mondrian spends the last four years of his life in New York City

# More Art by Piet Mondrian

