

# READING COMPREHENSION FREEBIE

Name \_\_\_\_\_ Date \_\_\_\_\_

Directions: Read the story 3 times. Color a crayon each time you read. Then, answer the questions and illustrate the story.

**Fred the Fish**

Fred is a fish. The fish is red. The fish has two fins. The fish can swim.

1. Fred is a \_\_\_\_\_.

① swim  
② fish  
③ fin

2. The fish has \_\_\_\_\_ fins.

① one  
② Fred  
③ two

Illustration

Name \_\_\_\_\_ Date \_\_\_\_\_

Directions: Read the story 3 times. Color a crayon each time you read. Then, answer the questions and illustrate the story.

**Bird Feeder**

Josie is making a bird feeder. She needs a pine cone. Josie puts peanut butter on the pine cone. She rolls the pine cone in bird seed. She puts her bird feeder outside.

1. Who is making a bird feeder?

2. What does Josie roll the pine cone in?

3. Where does she put her bird feeder?

Illustration

Name \_\_\_\_\_ Date \_\_\_\_\_

Directions: Read the passage 3 times. Color a crayon each time you read. Then, complete the tasks and illustrate the passage.

**Dress Up**

Gloria likes to play dress up. She has more than ten dresses. Her favorite dress is purple. It is a long dress that goes all the way down to her toes. She likes to wear jewelry with her dress. She wears a necklace.

Illustration

Name \_\_\_\_\_ Date \_\_\_\_\_

Directions: Read the passage 3 times. Color a crayon each time you read. Then, complete the comprehension tasks.

**Broken Arm**

Avery fell off her bike. She broke her arm. It hurt really bad. Avery had to go to the doctor. He put a cast on her arm. The cast will help it heal. It was a pink cast. Avery had all her friends sign her pink cast.

Beginning

Middle

End

Who fell off her bike?

What did Avery break when she fell?

What color is Avery's cast?

Name \_\_\_\_\_ Date \_\_\_\_\_

Directions: Read the passage 3 times. Color a crayon each time you read. Then, complete the tasks and illustrate the passage.

**Sequencing Events**

Whitney is going on a field trip to the zoo. The bus arrives at school to pick up the students. At the zoo the students have to buy tickets to get in the gate. The first thing Whitney sees are the elephants. She feeds them peanuts. Next, Whitney sees the lions. There are three lions in the den. Then, Whitney walks to see the giraffes. Whitney gets to pet the giraffes long neck. This is her favorite part of the day. After, Whitney eats lunch. She packed a jelly sandwich. Finally, it is time to go back to school.

Write 1-5 on the line to put the events from the story in order.

\_\_\_\_\_ Whitney gets to pet a giraffe.

\_\_\_\_\_ She eats a jelly sandwich.

\_\_\_\_\_ Whitney sees the elephants.

\_\_\_\_\_ The bus arrives at the school.

\_\_\_\_\_ The students buy tickets.




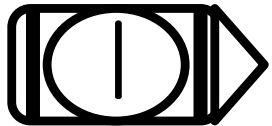
This sample pack includes 8 different reading comprehension passages.

Name: \_\_\_\_\_ Date: \_\_\_\_\_

Directions: Read the story 3 times. Color a crayon each time you read. Then, answer the questions and illustrate the story.

### Fred the Fish

Fred is a fish. The fish is red. The fish has two fins. The fish can swim.



Draw a picture to match the story.

1. Fred is a \_\_\_\_\_.

- ① swim
- ② fish
- ③ fin

2. The fish has \_\_\_\_\_ fins.

- ① one
- ② Fred
- ③ two

3. The fish can \_\_\_\_\_.

- ① swim
- ② red
- ③ run


Name: \_\_\_\_\_ Date: \_\_\_\_\_

Directions: Read the passage 3 times. Color a crayon each time you read. Then, complete the tasks and illustrate the passage.

## The Zoo

My class went to the zoo. It was a field trip. We took a bus to get there. My zoo buddy was Kate. We saw the monkeys. We saw the tigers. I love going to the zoo!

Illustration



Color the sentence that tells who his zoo buddy was.



Color the sentence that tells how they got to the zoo.



Color two sentences that tell what they saw at the zoo.

Name: \_\_\_\_\_

Date: \_\_\_\_\_

1

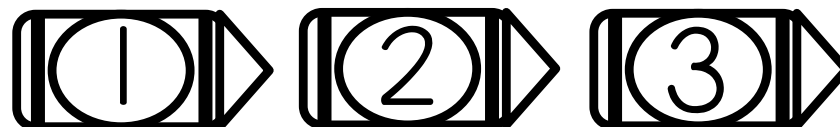
Directions: Read the story 3 times. Color a crayon each time you read. Then, answer the questions and illustrate the story.

### Bird Feeder


Josie is making a bird feeder. She needs a pine cone. Josie puts peanut butter on the pine cone. She rolls the pine cone in bird seed. She puts her bird feeder outside.

Draw a picture to match the story.

1. Who is making a bird feeder?
  - ① Sarah
  - ② Josie
  - ③ the birds
2. What does Josie roll the pine cone in?
  - ① bird seed
  - ② glue
  - ③ peanut butter
3. Where does she put her bird feeder?
  - ① inside
  - ② outside
  - ③ in her room



Name: \_\_\_\_\_ Date: \_\_\_\_\_




Directions: Read the story 3 times. Color a crayon each time you read. Then, answer the questions and illustrate the story.

## Bird Feeder

Josie is making a bird feeder. She needs a pine cone. Josie puts peanut butter on the pine cone. She rolls the pine cone in bird seed. She puts her bird feeder outside.

Illustration



1. Who is making a bird feeder?

---

---

---

2. What does Josie roll the pine cone in?

---

---

---

---

---

3. Where does she put her bird feeder?



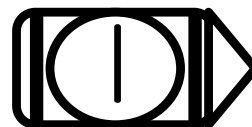
---

---

---

---

---




Name: \_\_\_\_\_ Date: \_\_\_\_\_


Directions: Read the passage 3 times. Color a crayon each time you read. Then, complete the tasks and illustrate the passage.

### Dress Up

Gloria likes to play dress up. She has more than ten dresses. Her favorite dress is purple. It is a long dress that goes all the way down to her toes. She likes to wear jewelry with her dress. She wears a necklace and a bracelet. She loves how she looks when she is all dressed up.



Illustration



Color the sentence that tells who likes to play dress up.



Color two sentences that tell what her favorite dress is like.




Color the sentence that tells what jewelry she wears.

Name: \_\_\_\_\_ Date: \_\_\_\_\_

Directions: Read the passage 3 times. Color a crayon each time you read. Then, complete the tasks and color the picture.

## Giraffes

Did you know that giraffes are the tallest animals in the world? They can grow to be around 19 feet tall and weigh around 2,800 pounds. Giraffes live in the grasslands of Africa. They can live to be around 25 years old in the wild. Giraffes are herbivores. That means they eat plants rather than meat. Giraffes have spotted fur. No two giraffes look alike.



Color the sentence that tells how tall giraffes can grow.



Color the sentence that tells where giraffes live.



Color the sentence that tells what giraffes eat.

Name: \_\_\_\_\_ Date: \_\_\_\_\_

## Sequencing Events

Whitney is going on a field trip to the zoo. The bus arrives at school to pick up the students. At the zoo the students have to buy tickets to get in the gate. The first thing Whitney sees are the elephants. She feeds them peanuts. Next, Whitney see the lions. There are three lions in the den. Then, Whitney walks to see the giraffes. Whitney gets to pet the giraffe's long neck. This is her favorite part of the day. After, Whitney eats lunch. She packed a jelly sandwich. Finally, it is time to go back to school.

Write 1-5 on the line to put the events from the story in order.

\_\_\_\_\_ Whitney gets to pet a giraffe.

\_\_\_\_\_ She eats a jelly sandwich.

\_\_\_\_\_ Whitney sees the elephants.

\_\_\_\_\_ The bus arrives at the school.

\_\_\_\_\_ The students buy tickets.


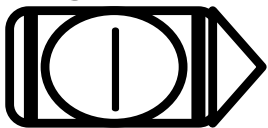


Name: \_\_\_\_\_ Date: \_\_\_\_\_

Directions: Read the passage 3 times. Color a crayon each time you read. Then, complete the comprehension tasks.

## Broken Arm

Avery fell off her bike. She broke her arm. It hurt really bad. Avery had to go to the doctor. He put a cast on her arm. The cast will help it heal. It was a pink cast. Avery had all her friends sign her pink cast.



Beginning

Middle

End



Who fell off her bike?



What did Avery break when she fell?

- ① her leg
- ② her bike
- ③ her arm



What color is Avery's cast?

- ① purple
- ② pink
- ③ blue



# Brittney Marie

»»»» Thank You! ««««

Thank you so much for downloading this resource. I truly hope you and your little learners enjoy it. Thank you in advance for leaving feedback on this resource. I truly look forward to hearing from you.

Connect  
With Me



## Terms of Use

This purchase entitles you to a single personal use license. You may not redistribute this resource. If others are interested in this resource please direct them to my Teachers Pay Teachers store or purchase an additional license at a discounted price. If you have any questions please feel free to contact me.

## Credits



## Related Items

