

# MONDAY TASKS


WEEK OF:  
3/30/20 - 4/3/20  
MRS. STITES  
MRS. DE LA TORRE

## 1 letter of the week

This week we have two letters: **J** and **W**

In your notebook:

Draw and label something that starts with J.  
Draw and label something that start with W.



## 2 QUESTION OF THE WEEK

What are different ways of going places?  
One way of going places is by car!

In your notebook:

Make a list of different ways you can get to places.

**OR**

Talk to someone at home about different ways you can get to places.

## 3 HIGH-FREQUENCY WORDS

Our sight words this week are color words!

yellow

blue

green

Practice these words in a fun way:

Pretend like you have a chalkboard.

Write LARGE letters on the board and pretend to erase it when you say the word at the end.

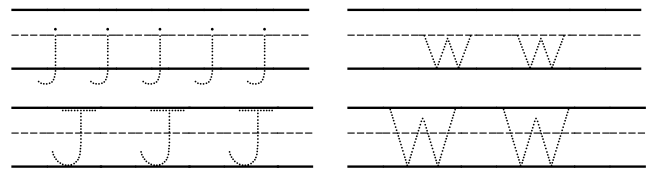
## 4 HANDWRITING

In your notebook:

Write at least five capital Js.

Write at least five lowercase Js.

Do the same thing for the letter W.



Click the link below for a handwriting lesson by Mrs. Stites!

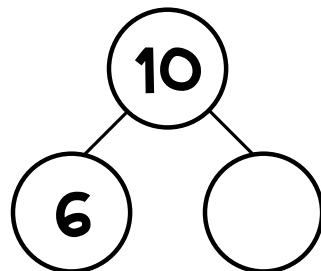
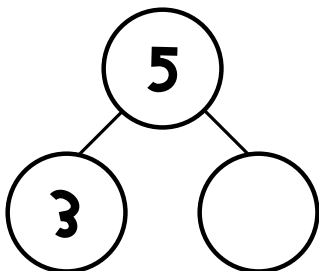
[https://youtu.be/JJZmoJ\\_JS+E](https://youtu.be/JJZmoJ_JS+E)

## 5 MATH

Complete the number bonds below.

In your notebook:

Make your own number bond!



## 6 MATH

Read the math story below and answer the questions. You can write your answers in your notebook **OR** talk about the answers with someone at home.

Chico the puppy had 8 tennis balls. His owner threw 2 of them, but Chico brought them right back!

Did Chico lose any of his tennis balls? Did he find any more balls? How many tennis balls does Chico have at the end of the story?

# TUESDAY TASKS

WEEK OF:  
3/30/20 - 4/3/20  
Mrs. Stites  
Mrs. De la Torre

## 1 READ A BOOK

Read a book that you have at home. Talk to someone at home about the characters in the story. Talk to someone about the setting of the story (Where the story takes place).

In your notebook:  
Write the title of the book that you read.

## 2 LEARN ABOUT QUESTIONS

When we want to know more about someone or something, we ask a question!

A question begins with an uppercase letter and ends with a question mark.

This is a question mark → ?

Click the link below to learn more:

<https://www.youtube.com/watch?v=ECdMOA71fPA>

In your notebook:  
Write 1-3 questions.

## 3 HELP OUT AT HOME

Find a way to help out at home!

Here are some ideas:

Fold laundry, pick up toys, make your bed, dust, or anything else that would be helpful to someone at home!

If you'd like, write a sentence about what you did to help in your notebook.

## 4 HIGH-FREQUENCY WORDS

Use your sight word ring to practice ALL of your sight words!

About ten minutes.

## 5 MATH

Practice counting by 5's!

Use the link below if you want to count by fives AND exercise!

<https://youtu.be/dmXvlgkumq8>

## 6 MATH

Watch the video linked below to learn about number paths. You might see someone you know! ☺

<https://youtu.be/3N4QRObu4rU>

# WEDNESDAY TASKS

WEEK OF:  
3/30/20 – 4/3/20  
Mrs. Stites  
Mrs. De la Torre

## 1 WEEKLY STORY

Click the link below to watch Mrs. Stites read our BIG BOOK story!  
As you listen, look for different ways of transportation.

"Max Takes The Train"

<https://youtu.be/CYmhGBNonJE>

## 2 GENRE

This story has animal characters that do things that real animals cannot do. This is a make-believe story, or a fantasy.

Discuss these questions with someone at home:

How do rabbits really travel?  
What kinds of clothes do real rabbits wear?  
What do rabbits really eat?

## 3 COMPREHENSION SKILL

Retell the story "Max Takes The Train".

Use the words

**beginning**  
**middle**  
**end**

to help you retell the story!

## 4 TRANSPORTATION

In your notebook:

Draw and label part of the story that showed a way of transportation.

For example, you might draw a ferryboat!

## 5 MATH

Patterns!

A pattern is something that repeats over and over.

Click the link below to watch a video that reviews what a pattern is!

## 6 MATH

Make a pattern!

Draw or create your own pattern!  
You can use different colors, drawings, or objects!

In your notebook:  
Draw your pattern!



# THURSDAY TASKS

WEEK OF:  
3/30/20 – 4/3/20  
Mrs. Stites  
Mrs. De la Torre

## 1 ASKING QUESTIONS

Ask someone at home 3 questions.  
Remember: Questions start with words like who, what, when, where, why, what.

For example, you could ask them "What is your favorite food?"

In your notebook:  
Write down the answers that they say.

## 2 WORD BUILDING

Practice word building with Mrs. Stites!

Click the link below for a lesson with word building.

<https://youtu.be/vGRA4CesCWg>

## 3 WORDS I CAN BLEND

Practice reading these words with initial W and initial J.

w i n

J i l l

w e l l

j e t

w e t

J e n

## 4 THINK, DRAW, WRITE

Think about something you did at home this week.

In your notebook:

Draw what you did.  
Write a sentence to go with your illustration.

## 5 MATH

In your notebook:  
Draw a number path! It looks like this...

1	2	3	4	5	6	7	8	9	10
---	---	---	---	---	---	---	---	---	----

## 6 MATH

Read the stories. Show the stories with your fingers on the number path you drew. Then, write the number sentence in your notebook.

Joey had 5 pennies. He found 3 pennies in the couch. How many pennies does Joey have?

\_\_\_\_\_ + \_\_\_\_\_ = \_\_\_\_\_

# FRIDAY TASKS

WEEK OF:  
3/30/20 - 4/3/20  
MRS. STILES  
MRS. DE LA TORRE

## 1 QUESTION OF THE WEEK

Lets go back to our question of the week:  
What are different ways of going places?

In your notebook:

Write about somewhere you would like to go (it could be anywhere in the world or even outer space!) and tell how you would get there.

Example:

If I could go anywhere right now I would go to the beach. I would get there by plane!

## 2 LETTER FORMATION

Practice writing your Js and Ws in a fun way!

Ideas:

- Use sidewalk chalk
- Use Flour/sugar on the table write your letters with your finger
- Build letters with objects (legos)
- Shaving cream on a plate, use your finger to write
- Rainbow write
- Playdough
- Or just paper pencil!

## 3 PLAY A GAME!

It's Fun Friday! Play your favorite game at home!

It could be a board game, an athletic game, card game, a made-up game.. anything!

You don't need to write anything in your notebook. Just have fun! ☺

## 4 DIRECTED DRAW

Choose a directed draw video to watch and do! You can do this on your own plain paper or in your notebook.

Walrus Drawing Link:

<https://youtu.be/T9Q90VQDKKQ>

Watermelon Drawing Link:

<https://youtu.be/I-9UXSWEi2K>

## 5 MATH

Imagine more dots to make 5, and write the addition sentence in your notebook.



Example:  $4 + 1 = 5$



$2 + \underline{\quad} = \underline{\quad}$

## 6 MATH

Imagine more dots to make 5, and write the addition sentence in your notebook.



$\underline{\quad} + \underline{\quad} = \underline{\quad}$



$\underline{\quad} + \underline{\quad} = \underline{\quad}$