








Inspire Learning.
Unlock Potential.
Empower Achievement.

Grade Level: Kindergarten

Week of April 20th - 24th

Choice Board: For your learning this week, please select from any of the grade-level activities below that have been selected by your fabulous Linn-Mar teachers! Feel free to reach out to your teacher for feedback on your work! [Click here for all printable files for the week](#) (individual files are found in the links below).

Reading/Writing	Math	Science	Social-Emotional	Specials
<p>Predict how you might think some of the characters in the stories will help save the Earth.</p> <p>Michael Recycle Joseph Had a Little Overcoat The Curious Garden Trashy Town</p> <p>BookFlix activities will need school code (shared by teachers) to access.</p>	<p>Find 5 objects that would go in the trash can and 5 objects that would be recycled.</p> 	<p>Defining Gravity Try throwing a ball or balloon with a partner or up in the air to yourself.</p> <p>See how it always comes back down, that's gravity! See how many times you can catch it without it falling.</p>	<p>Earth Day Every Day Earth Day Art Project</p>  <ul style="list-style-type: none"> * Use a coffee filter * Color with a blue and green marker like the earth * Spray the coffee filter with water and let dry. Does it look like earth? 	<p>PE Creating your own kicking ball, dribbling, shooting. Kicking Chairshoes Find 2 chairs and 1 ball or rolled up socks to kick accurately through the legs of the chairs. Just Kickin it Use a balloon and work on kicking skills.</p>
<p>Make a list of words that rhyme with the following: (can, paper, green, trash, recycle)</p> <p>Matching Rhyme Time Game <small>Printable</small> Matching Rhyme Time Game <small>Printable</small></p>	<p>Sort 12-15 recyclable items by paper, metal, plastic, and glass. Sort them by color, by size, and by shape.</p> 	<p>Earth Day April 22nd What is Earth Day?: Earth Day How can you help? The Earth Book Activity: Find recycled items in your house and use your imagination to create something out of them.</p>	<p>The Three R's... Reduce, Reuse, Recycle Brain Pop Jr. Reduce, Reuse, Recycle Find 3 things around the house you can: Reduce, Reuse, Recycle</p>	<p>Music Meet the Elementary Music Team Unhatched Chicks, Part 1 Unhatched Chicks, Part 2</p>
<p>*Look at a newspaper, magazine, junk mail or anything you can find around your house, highlight the words you can read. *Read your list of words to a parent, sibling, pet, stuffed animal or record on SeeSaw.</p>	<p>Nature Scavenger Hunt outside... * Find 5 living things and 5 non-living things. * Record these by tally marks, drawing them, or writing what they are.</p>	<p>When Spring Comes Draw a tree in the spring. Talk about or label the parts of your tree (roots, trunk, branches, buds). Tell someone three things that a tree needs to survive (air, water, space, sun, soil). Go outside and compare your drawing to a tree you see.</p>	<p>OCM Weekly Lesson Earth Day</p> 	<p>Art</p>  <p>Vincent VanGogh "The Starry Night" *Recreate using any materials*</p>

****Please remember that [Lexia](#) is available to students during this time. Lexia can also be accessed through [Clever](#).**

Every school counselor and student assistance counselor is available to support students during this time. Please feel free to reach out to them via email to set up a time to talk. If your family is in need for reaching community support and/or resources, please contact our Family Resource Specialist, Katie Smith. The link below will take you to a Linn-Mar webpage where a list of resources has been collected for families. School counselors and Student assistance team members' contact information is also on this webpage. <https://tinyurl.com/wecareaboutyou>