

1

The teacher will hold up a blue sock. Students, please draw a picture of this sock.

2


Jeremy has 3 marbles. Draw his marbles.

3

Draw two circles that that are the same but are a different color.

4

Color these pictures so that they are exactly the same. Tell a friend how you know that they are exactly alike.



5

With a partner, talk about how we could sort the class into two groups. For example, students who are wearing pants, and students who are wearing shorts.

6

Draw one thing that you would wear in the summer. Draw one thing that you would wear in the winter. Tell a friend how you chose those items.

7

Find two things in this room that we use during math. Show a friend the things you found. How many things did you find together? Did you find some of the same things? If so put them together and count them.

Put 4 counters in a row going across. (Students do so.) Put 4 counters in a column going up and down. (Students do so.) Draw your counters on your paper.

9

Draw a caterpillar pet that has 4 different parts. Show your pet to a friend.

10

Draw 5 dogs playing. Draw a fence that keeps exactly 3 of them inside.

11

Oh no! Someone threw four crayons on the floor. Draw the crayons.
Compare your crayons to your friend's. How many of your crayons are
the same color as your friend's?

12

Draw a group of 4 apples. Make some red and some green. Tell your friend how many are red and how many are green. Did you and your friend have the same number of red apples?

13

Johnny had two cookies in his lunchbox. He gave one to a friend and ate one himself. How many cookies does he have now?

14

How many ears do you have? Write the number. How many heads do you have? Write the number. How many feet do you have? Write the number. How many wings do you have? Write the number. Stand with 2 friends. How many noses in your group? Write the number. Draw something that has 1 ear, 2 heads, and 3 feet. Show your friend your picture.

Draw 3 circles. Color 2 blue and 1 red. Complete the number sentence:

$$3 = \underline{\quad} + \underline{\quad}.$$

16

Draw 4 cups and 5 straws. Write the number of each. Circle the number that is more.

Finish this sentence: I could eat 5 _____. Draw a picture to show your idea.

18

Make a row of 3 dots. Make another row with 3 dots right under the first one. Count your dots. Tell your friend how many.

19

Draw 5 ice cream cones. Draw 1 more ice cream cone. Count how many ice cream cones you drew on your paper. Write the number.

20

Christopher has a bag of 5 cookies and 2 other loose cookies. Draw the cookies. How many cookies does Christopher have? Count the cookies with your partner. Then circle the bag of 5 cookies.

21

There were some children playing with marbles on the playground. Draw a circle and show 7 of their marbles in the circle. Count the marbles with your friend. Talk about what would happen if someone gave the children another marble.

Draw 2 stacks of 4 blocks each. Count your blocks. How many do you have? Compare your drawing with a friend's.

23

Draw a shape that might be a fence for a playground (demonstrate if you so choose). Draw 8 balls inside the fence. Count the balls. Share your counting with a friend.

24

Draw 5 silly shapes. Draw 4 more silly shapes. How many silly shapes do you have?

25

Make a group of 9 smiley faces. Write the number 9. Count the smiley faces by connecting them with lines. Make sure you don't count any of them twice! Compare your picture with that of a friend. Discuss what would happen if you had another smiley face in your picture.

26

Let's build a wall! Draw a row of 5 bricks. Build your wall by drawing another row of 5 bricks on top. How many bricks did you draw?

27

Create a snowman that is 5 snowballs high. Make a friend next to him that is also 5 snowballs high. How many snowballs did you use? Write the number.

28

Draw a bracelet with 10 beads. Make sure that your bracelet is closed so the beads don't fall off! Show your bracelet to a friend and have her count your beads. Did you both count them the same way? Are there any smaller numbers inside your bracelet?

Draw 10 little dishes on your paper. Write the numbers 1-10 on your dishes. In some of your dishes, draw 1 scoop of strawberry ice cream. In the rest, put 1 scoop of chocolate ice cream. Show your treats to a friend. Do your treats look alike?

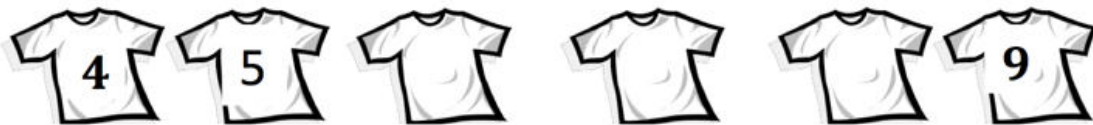
30

There are 4 flowers in your vase. Your friend brings you 1 more flower to put in your vase. Draw your vase with all the flowers. Write the number.

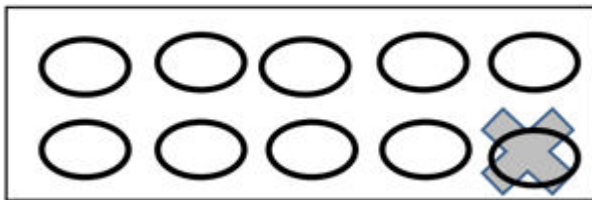
31

Caleb had a plate of 7 oranges to share with his friends. Draw the oranges. Draw 1 more orange in case someone is extra hungry. How many oranges are on the plate? Write the number. Tell your friend: There were 7 oranges. One more is (.)

32



There were friends on Katharine's team. Their uniforms got mixed up in the laundry, and some of the numbers washed off. Quickly draw the shirts and the numbers on the shirts to help the team!



33

Margaret baked some biscuits for dinner. While they were cooling, her kitten jumped on the table and took one away. Draw the tray to show how many biscuits Margaret can serve for dinner. Don't forget to cross off the one that the kitten took! Write the number.

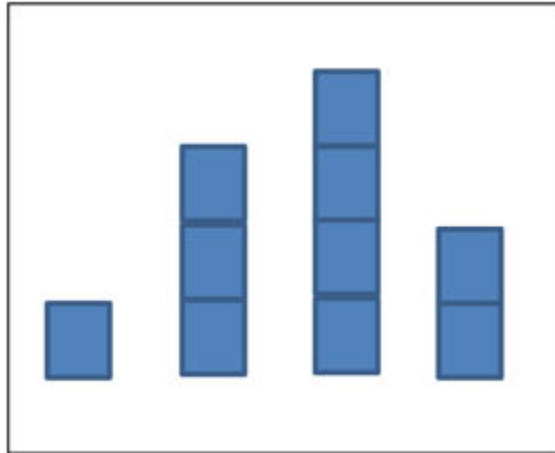
34

Draw 2 plates. On your first plate, draw 8 grapes. On the next, draw 1 less. Write the numbers below the plates. Now draw 2 cups. In the first cup, draw 6 straws. In the next, draw 1 less. Write the numbers below the cups.

35

Draw a snow girl that is 3 snowballs high. Next to her, draw a little snow boy with 1 less. How many snowballs are in your snow boy?

Compare your pictures with your friend's.



36

Someone mixed up these towers! Draw the towers in order so that each tower in your picture shows 1 less. Write the numbers underneath the towers.