






Your first name and initial	Last name	Your social security number : : : : : : : : :
If a joint return, spouse's first name and initial	Last name	Spouse's social security number : : : : : : : : :
Home address (number and street). If you have a P.O. box, see instructions.		Apt. no.  Make sure the SSN(s) above are correct.
City, town or post office, state, and ZIP code. If you have a foreign address, also complete spaces below (see instructions).		Presidential Election Campaign Check here if you, or your spouse if filing jointly, want \$3 to go to this fund. Checking a box below will not change your tax or refund. <input type="checkbox"/> You <input type="checkbox"/> Spouse
Foreign country name	Foreign province/state/county	Foreign postal code

Income**Attach
Form(s) W-2
here.**Enclose, but do
not attach, any
payment.

1	Wages, salaries, and tips. This should be shown in box 1 of your Form(s) W-2. Attach your Form(s) W-2.	1	
2	Taxable interest. If the total is over \$1,500, you cannot use Form 1040EZ.	2	
3	Unemployment compensation and Alaska Permanent Fund dividends (see instructions).	3	
4	Add lines 1, 2, and 3. This is your adjusted gross income .	4	
5	If someone can claim you (or your spouse if a joint return) as a dependent, check the applicable box(es) below and enter the amount from the worksheet on back. <input type="checkbox"/> You <input type="checkbox"/> Spouse If no one can claim you (or your spouse if a joint return), enter \$10,000 if single ; \$20,000 if married filing jointly . See back for explanation.	5	
6	Subtract line 5 from line 4. If line 5 is larger than line 4, enter -0-. This is your taxable income .	6	
7	Federal income tax withheld from Form(s) W-2 and 1099.	7	
8a	Earned income credit (EIC) (see instructions).	8a	
b	Nontaxable combat pay election.	8b	
9	Add lines 7 and 8a. These are your total payments and credits .	9	
10	Tax. Use the amount on line 6 above to find your tax in the tax table in the instructions. Then, enter the tax from the table on this line.	10	
11a	If line 9 is larger than line 10, subtract line 10 from line 9. This is your refund . If Form 8888 is attached, check here  <input type="checkbox"/>	11a	
 b	Routing number	 c Type:	<input type="checkbox"/> Checking <input type="checkbox"/> Savings
 d	Account number		
12	If line 10 is larger than line 9, subtract line 9 from line 10. This is the amount you owe . For details on how to pay, see instructions.	12	

**Third Party
Designee**

Do you want to allow another person to discuss this return with the IRS (see instructions)? <input type="checkbox"/> Yes . Complete below. <input type="checkbox"/> No		
Designee's name	Phone no.	Personal identification number (PIN)

**Sign
Here**Joint return? See
instructions.Keep a copy for
your records.

Under penalties of perjury, I declare that I have examined this return and, to the best of my knowledge and belief, it is true, correct, and accurately lists all amounts and sources of income I received during the tax year. Declaration of preparer (other than the taxpayer) is based on all information of which the preparer has any knowledge.			
Your signature	Date	Your occupation	Daytime phone number
Spouse's signature. If a joint return, both must sign.	Date	Spouse's occupation	If the IRS sent you an Identity Protection PIN, enter it here (see inst.)

**Paid
Preparer
Use Only**

Print/Type preparer's name	Preparer's signature	Date	Check <input type="checkbox"/> if self-employed	PTIN
Firm's name	Firm's EIN			
Firm's address	Phone no.			

**Use this form
if**

- Your filing status is single or married filing jointly. If you are not sure about your filing status, see instructions.
- You (and your spouse if married filing jointly) were under age 65 and not blind at the end of 2013. If you were born on January 1, 1949, you are considered to be age 65 at the end of 2013.
- You do not claim any dependents. For information on dependents, see Pub. 501.
- Your taxable income (line 6) is less than \$100,000.
- You do not claim any adjustments to income. For information on adjustments to income, use the TeleTax topics listed under *Adjustments to Income* at www.irs.gov/taxtopics (see instructions).
- The only tax credit you can claim is the earned income credit (EIC). The credit may give you a refund even if you do not owe any tax. You do not need a qualifying child to claim the EIC. For information on credits, use the TeleTax topics listed under *Tax Credits* at www.irs.gov/taxtopics (see instructions). If you received a Form 1098-T or paid higher education expenses, you may be eligible for a tax credit or deduction that you must claim on Form 1040A or Form 1040. For more information on tax benefits for education, see Pub. 970.
- You had only wages, salaries, tips, taxable scholarship or fellowship grants, unemployment compensation, or Alaska Permanent Fund dividends, and your taxable interest was not over \$1,500. But if you earned tips, including allocated tips, that are not included in box 5 and box 7 of your Form W-2, you may not be able to use Form 1040EZ (see instructions). If you are planning to use Form 1040EZ for a child who received Alaska Permanent Fund dividends, see instructions.

Filling in your return

If you received a scholarship or fellowship grant or tax-exempt interest income, such as on municipal bonds, see the instructions before filling in the form. Also, see the instructions if you received a Form 1099-INT showing federal income tax withheld or if federal income tax was withheld from your unemployment compensation or Alaska Permanent Fund dividends.

For tips on how to avoid common mistakes, see instructions.

Remember, you must report all wages, salaries, and tips even if you do not get a Form W-2 from your employer. You must also report all your taxable interest, including interest from banks, savings and loans, credit unions, etc., even if you do not get a Form 1099-INT.

**Worksheet
for Line 5 —
Dependents
Who Checked
One or Both
Boxes**

Use this worksheet to figure the amount to enter on line 5 if someone can claim you (or your spouse if married filing jointly) as a dependent, even if that person chooses not to do so. To find out if someone can claim you as a dependent, see Pub. 501.

A. Amount, if any, from line 1 on front	<div style="border-top: 1px solid black; border-bottom: 1px solid black; display: inline-block; padding: 0 10px;"> + 350.00 </div>	Enter total ►	A. _____
B. Minimum standard deduction			B. _____
C. Enter the larger of line A or line B here			C. _____
D. Maximum standard deduction. If single , enter \$6,100; if married filing jointly , enter \$12,200			D. _____
E. Enter the smaller of line C or line D here. This is your standard deduction			E. _____
F. Exemption amount.			
• If single, enter -0-.			
• If married filing jointly and —			
—both you and your spouse can be claimed as dependents, enter -0-.			
—only one of you can be claimed as a dependent, enter \$3,900.			
G. Add lines E and F. Enter the total here and on line 5 on the front			G. _____

(keep a copy for
your records)

If you did not check any boxes on line 5, enter on line 5 the amount shown below that applies to you.

- Single, enter \$10,000. This is the total of your standard deduction (\$6,100) and your exemption (\$3,900).
- Married filing jointly, enter \$20,000. This is the total of your standard deduction (\$12,200), your exemption (\$3,900), and your spouse's exemption (\$3,900).

Mailing Return

Mail your return by **April 15, 2014**. Mail it to the address shown on the last page of the instructions.