


# Unit 2, Lesson 8

## Empires in the Middle Ages

### Part 1






# Reread

You are going to be rereading chapter 5: The Power of the Church

By the time you finish reading, you need to be able to tell at least 3 ways that the Church influenced the lives of the people during the Middle Ages.



# Review

Before we move on, let's take a look at the images of the cathedrals on pages 38-42.

From the images, what can you guess about the power, wealth, and importance of the Church in the Middle Ages?

These images show that the church was wealthy and important to people's lives. We know this because the buildings are very elaborate and took a lot of time and money to build.



Stained-glass windows in La Sainte-Chapelle in Paris, France, built in the 1200s.



Chartres Cathedral




Sénanque Abbey in Provence, France, was founded in 1148 CE.



# Discuss

Take a couple minutes with a partner to discuss what it was like to be a monk during the Middle Ages.

Think about both the positives and the negatives.



# Homework:

Go home and read activity page 8.2 aloud to a family member. Reread it to someone without stopping to practice fluency since we have already read this portion of our story.

Ask the person you read with to tell you one fact he/she learned from the text you read to them.





# Word Work: *Destined*

- In this chapter, you read, “Therefore, if you are not destined to become a craftsman or a merchant, then becoming a monk is a good option.”
- Destined means “certain to become something or do something.”
- Anton is such a good artist that he is destined to become famous.
- Describe someone who was destined to become something or to do something in his or her life.



# Destined or Not Destined?

Mozart, who began playing and writing music from a very young age, and spent many hours practicing, became a world-famous musician.

Sam wants to play in the NBA, but he injured his knee in college.

Pablo is hungry, but there is no apples for a snack.

Mia, who is very smart and works very hard in school, wants to get good grades.



# Organizing Ideas

Today, you will express your opinion about different people who lived during the Middle Ages by listing pros and cons. (Pros = positive reasons in favor or; cons = against something)

Completing a pros and cons chart is an effective way to organize your thoughts and to clarify your opinion of the topic.

Let's look at activity page 8.1






# Activity Page 2.6

	<b>Lords</b>	<b>Serfs</b>
Homes	castle or manor house	simple one-room mud houses with straw roofs
Work	received taxes from serfs charged serfs for grinding flour fought other lords	worked all of the time to grow food for the lord and for their families
Clothing	nice clothes	simple clothes
Food	enough food	not enough to eat
Amount of Power	controlled land and towns near the castle controlled the people who worked on the land and lived in the towns	little power needed permission from lord to do things

We will use activity page 2.6 to determine which facts are positive facts or pros for being Lords and Serfs during the Middle Ages.

A + at the top of the chart is a reminder that this is a positive or pros chart about the different types of people living in the Middle Ages.



# Activity page 8.1 (partial)

## Graphic Organizer: Pros of Knights, Craftsmen, Monks, and Nun

	+
Lord	1. 2.
Serf	1. 2.
	1.

Let's look at the notes we took about life as a lord on the Lords and Serfs Graphic Organizer and choose two positive things to list on the Pro Chart. Such as: Lords live in castles and Lords controlled the land and towns near their castles.

Write these two positives in the Lord section of the chart.

Let's do the same thing for the Serf section of our chart. On activity page 2.6 which two are positive for being a Serf.



## Using activity page 7.2

	<b>Knights</b>	<b>Craftsmen</b>	<b>Monks or Nuns</b>
Homes	lived with the lord training them	lived in town with the family of a master craftsman towns were dirty and crowded	lived in monasteries
Work	learned how to dress and serve a lord learned how to use a sword and ride a horse protected church and others	made specific items, such as furniture, paper, glass, and iron products	were educated and taught skills worked on the land, studied, and prayed
Clothing	armor, shield, sword	enough clothing	enough clothing
Food	good food	enough food	enough food
Amount of Power	less power than a lord	paid taxes to lords, but could make their own laws more power and independence than serfs	protected from systems of rank and power by Church

Let's use activity page 7.2 to complete our pros chart with the positives of knights, craftsmen, and monks or nuns





# Lesson Wrap-Up

- One person from each group will share one pro of being a knight, craftsman, monk/nun during the Middle Ages.
- Think about who you would like to be if you lived in the Middle Ages: a knight, serf, craftsman, monk or nun. In lesson 10, you will have to make a choice to write about one of these people based on your pros chart.

